

2023-24 School Performance Report

Black River Public School Middle/High



www.gvsu.edu

491 Columbia Avenue
Holland, MI 49423

Grades Served: 6-12

Contract Grades: 6-12

Year Opened: 1996

School's Mission: Our mission is to prepare each student for college and for life through a challenging curriculum which accommodates individual learning styles. We want to have our students discover responsibility for their own lives as well as empathy for all people and cultures. Through a deep respect for independent thinking, we strive to guide our students in their personal growth toward a genuine self-knowledge so that they can achieve their full human potential.

2023-24 School Performance Report

Black River Public School Middle/High

Current Contract Term Length

7 years

Contract Expiration Year

2028

Board Members

Name	Board Role	Appointed	Term Ends
Elisabeth Bauman	President	July 12, 2019	June 30, 2026
Abraham Carrillo	Director	October 18, 2024	June 30, 2027
Craig Davis	Director	November 2, 2018	June 30, 2026
Kim Koeman	Director	October 18, 2024	June 30, 2027
Mary Mims	Director	April 15, 1998	June 30, 2025
Matthew Benson	Director	June 23, 2023	June 30, 2026
Sarah Bast	Director	June 24, 2022	June 30, 2025
Thomas McGough	Director	November 3, 2023	June 30, 2026
Timothy McDonald	Director	November 4, 2022	June 30, 2025

Educational Service Provider

Black Pearl Educational Services

Academy Description

Black River Public School is a not-for-profit school chartered by Grand Valley State University. Located in the historic Holland Furnace building near downtown Holland, Black River serves students in grades K-12. Black River does not discriminate in its pupil admissions policies or practices on the basis of intellectual or athletic ability, measures of achievement or aptitude, status as a handicapped person, or any other basis not permitted by Michigan public schools.



CSO Capacity Analysis

Black River Public School continues to demonstrate academic, organizational, and fiscal strength. The middle school and high school have a strong liberal arts and college-preparatory program that attracts students from across Ottawa County, resulting in a waitlist each year. Led by an experienced head of school and leadership team, the Charter Schools Office (CSO) has observed the academy continuing to deliver a high-quality educational program for students. From a fiscal standpoint, Black River has an appropriate fund balance that will provide stability should the school face unexpected expenses. In total, the CSO is confident the academy has the capacity to sustain and improve its educational program into the future.

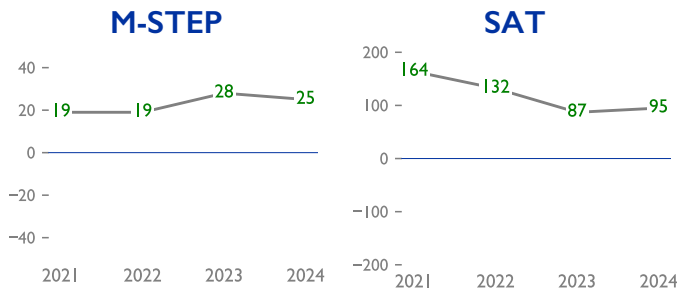
2023-24 School Performance Report

Black River Public School Middle/High

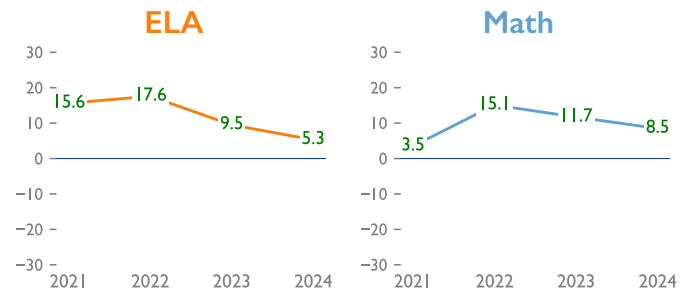
Educational Goals

Difference between the academy and statistically similar schools on M-STEP Proficiency, SAT Total Score, and Student Growth Percentile (SGP).

Proficiency Delta



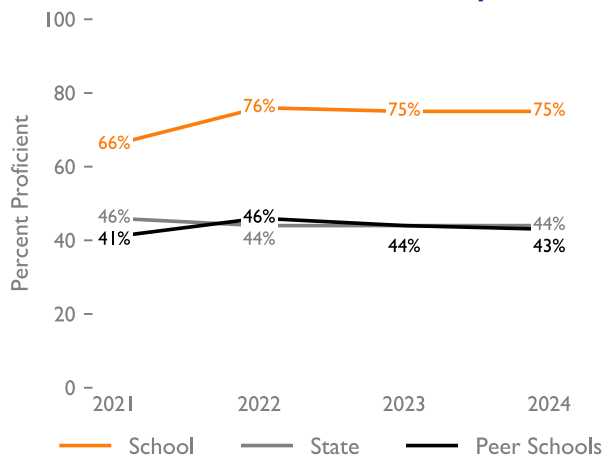
Student Growth Percentiles (SGP) Delta



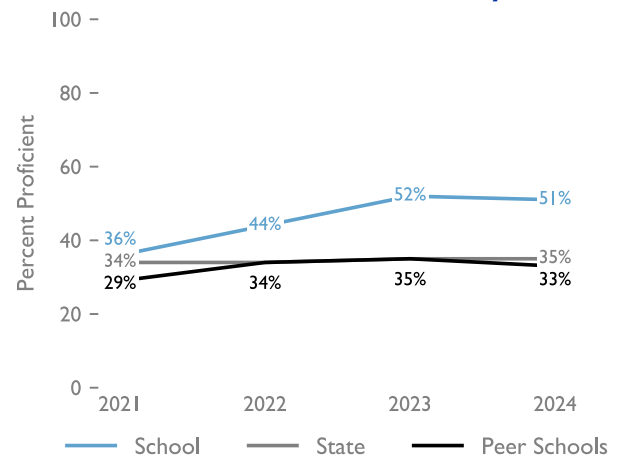
M-STEP Proficiency and SAT Average Score Trends by Subject

School's data compared to Peer Schools and State Proficiency and Average scores.

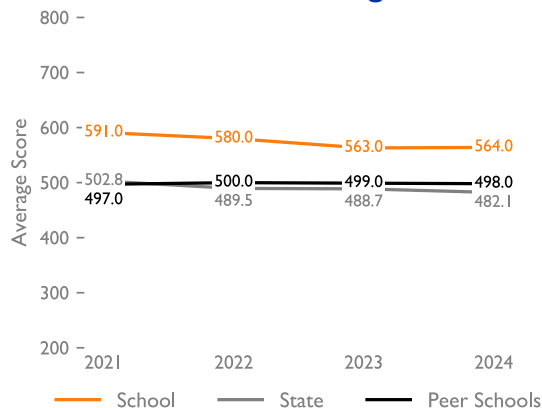
M-STEP ELA Proficiency



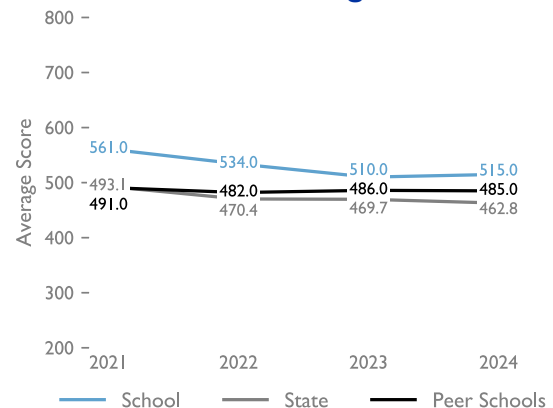
M-STEP Math Proficiency



SAT EBRW** Average Score



SAT Math Average Score



Note: Grade levels for which growth data are available for 2021-22 are limited due to no state testing in 2019-20 and low participation in state testing in 2020-21. Elementary grades did not receive a growth score.

* Data suppression

** Evidence-Based Reading and Writing


2023-24 School Performance Report

Black River Public School Middle/High

Roster of Statistically Similar Schools

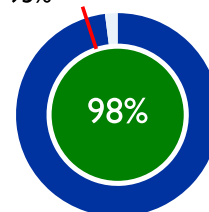
Distance in Miles	Peer School Name
0.49	Holland Middle School
1.14	Vanderbilt Charter Academy
1.17	Holland High School
>2	Holland Heights
>2	Zeeland East High School
>2	Zeeland West High School

School Index



Assessment Participation

Minimum Required: 95%**



Universal Support

Compliance Reporting Condition: Exceeds Standard

Exceeds Standards:

- At least 95% of board and school documents (combined) submitted to Epicenter on time

Meets Standards:

At least 85% of board and school documents (combined) submitted to Epicenter on time

Does Not Meet Standards:

Less than 85% board and school documents (combined) submitted to Epicenter on time

Financial Condition: Meets Standard

Exceeds Standards:

Submitted to Epicenter on-time, unqualified opinion, and no significant deficiencies or material weaknesses

Meets Standards:

- Submitted to Epicenter on-time, unqualified opinion, one or two significant deficiencies, and no material weaknesses

Does Not Meet Standards:

Late submission to Epicenter, unqualified, one or more material weaknesses or more than two significant deficiencies, OR qualified opinion


*School Index minimum threshold is determined by MDE each year for bottom 5% of schools in the state.

**Assessment Participation minimum requirement of 95% is a federal requirement. Assessment participation reported in this report is measured based on the "number assessed" field in the spring (May) assessment results file divided by the "number enrolled" in the spring (Feb) audited student counts file.

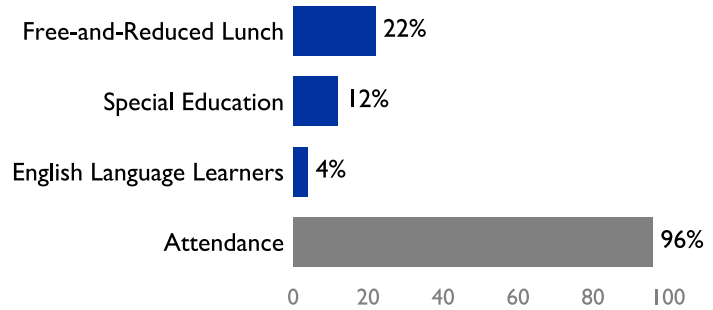
2023-24 School Performance Report

Black River Public School Middle/High

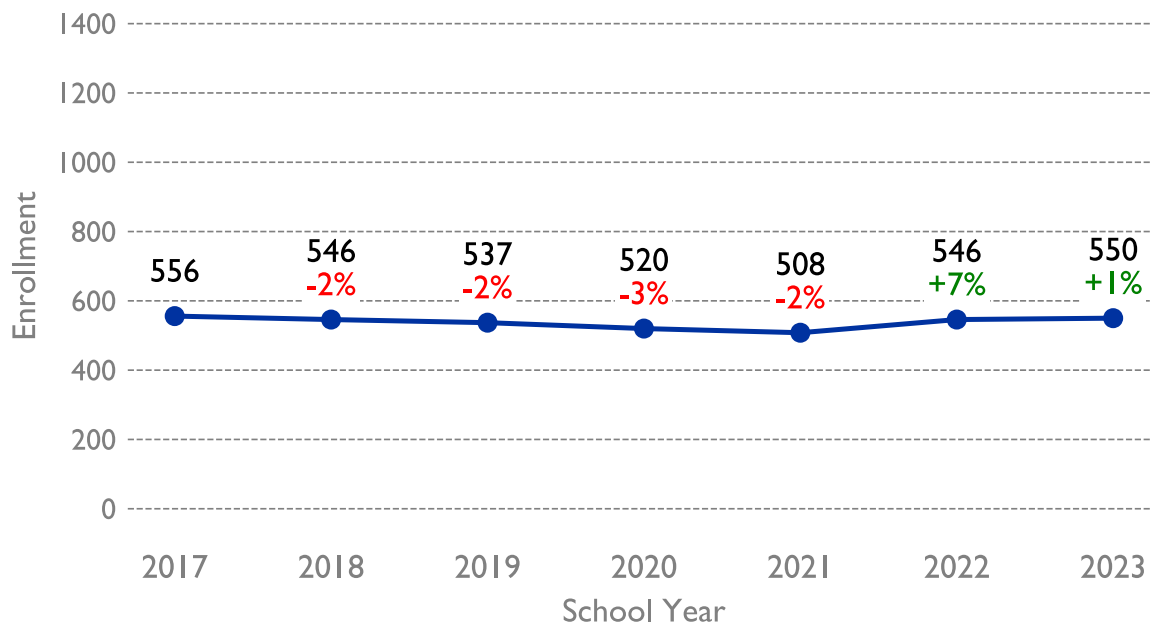
Student Resident Districts



Subgroup Enrollment and Attendance



7 Year Enrollment Trend



Enrollment by Grade and Year

Grade Level	2017	2018	2019	2020	2021	2022	2023
6	76	85	80	78	70	83	83
7	83	77	82	78	81	79	77
8	78	83	75	86	78	82	77
9	83	77	81	70	82	81	85
10	82	77	75	77	67	81	84
11	77	77	70	64	73	67	81
12	77	70	74	67	57	73	63
Total	556	546	537	520	508	546	550
	2017	2018	2019	2020	2021	2022	2023

* Data suppression

** Refer to year opened on cover