

2019-20 School Performance Report

Lincoln-King Academy



Grade Configuration

6-12 (K-12 Contract)

Current Contract Term Length (Expiration)

5 Years (2023)

Education Service Provider

Cornerstone Ed. Group

Location

13436 Grove St, Detroit, MI 48235

Board President

Steve Londo

Board Members

Robert Ihiri, Marcia Kreger, Gerald Seizert, Kennis Wooten

CSO Capacity Analysis

Lincoln-King Academy (“LKA”) continues to grow academically and in size as the school has added a high school to the campus and separated its K-2 students onto the Adams Young Campus. The school is using iReady as its growth measurement and has been using this tool diligently to track progress and the school is actively addressing areas of concern in a structured manner. There has been a sustained improvement in school culture, strongly influenced by the school principal who now also serves as the co-lead for academics for the network. The CSO believes that the school has ability to increase its capacity to deliver an increasingly effective educational program.

Summary

Lincoln-King Academy educates more than 800 students, almost all of whom are from Detroit. The school has initiated an early elementary campus and is growing their high school. It facilitates student success through a standards-based curriculum, rigorous academics, and diverse after-school activities.

Highlights

The school offers diverse after school programs, including the Pretty Brown Girls Program and a boys’ mentoring program.

Athletics include basketball, softball, track, volleyball, and cheerleading.

Addition of pre K, grades 9, 10 and 11



2019-20 School Performance Report

Lincoln-King Academy



2020 Spring MSTEP ELA Proficiency

NA

2020 Spring MSTEP Math Proficiency

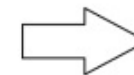
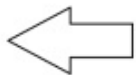
NA

2019-20 Assessment data not available due to suspension of state assessments due to COVID 19.

Educational Goals

Difference between Lincoln-King Academy and statistically similar schools on MSTEP Proficiency, Growth, and SAT

2020 School Index	2020 ELA Student Growth Percentile	2020 Math Student Growth Percentile
NA	NA	NA
MSTEP Academic Trend 2018	MSTEP Academic Trend 2019	MSTEP Academic Trend 2020
9	▼ 4	NA
2020 SAT Reading and Writing	2020 SAT Mathematics	2020 SAT Total Score
NA	NA	NA
SAT Academic Trend 2018	SAT Academic Trend 2019	SAT Academic Trend 2020
NA	NA	NA



2019-20 School Performance Report

Lincoln-King Academy



Roster of Statistically Similar Schools*

- Martin Luther King, Jr. Education Center Academy, 0.4 mi
- King, John R. Academic and Performing Arts Academy, 0.7 mi
- David Ellis Academy, 1.1 mi
- Mary McLeod Bethune Elementary-Middle School, > 1.4 mi
- Burns Elementary-Middle School, 1.6 mi
- International Preparatory Academy - MacDowell Campus, 1.6 mi

*Select peer schools are set of school buildings determined annually by GVSU to be the most demographically, socioeconomically, programmatically, and geographically similar to the school.

Educational Goals Status

NA

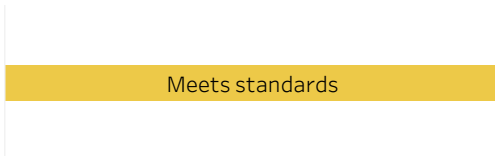
Academic Achievement

As measured by the state assessment, the school’s percentage of total tested students in all tested grades identified as proficient in all tested subjects or identified as college ready as reported by the Michigan Department of Education will meet or exceed the select peer schools’ mean reported percentage of total tested students in all tested grades identified as proficient in all tested subjects or identified as college ready.

Academic Growth

As measured by the state assessment, the school’s mean student growth percentile rank in English language arts and math will meet or exceed the select peer schools’ mean student growth percentile rank.

Compliance Reporting Condition




Exceeds Standards: At least 95% of board and school documents (combined) submitted to Epicenter on time

Meets Standards: At least 85% of board and school documents (combined) submitted to Epicenter on time

Does Not Meet Standards: Less than 85% board and school documents (combined) submitted to Epicenter on time

Financial Condition



Exceeds Standards: Submitted to Epicenter on-time, unqualified opinion, and no significant deficiencies or material weaknesses

Meets Standards: Submitted to Epicenter on-time, unqualified opinion, one or two significant deficiencies, and no material weaknesses

Does Not Meet Standards: Late submission to Epicenter, unqualified, one or more material weaknesses or more than two..

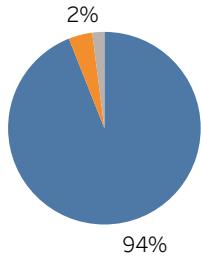


2019-20 School Performance Report

Lincoln-King Academy



2019-20 Student Resident Districts



Student Resident Districts Legend

Blue: DPSCD 94%
 Orange: Redford Union 4%
 Gray: Other 2%

2019-20 Attendance Rate

92%

2019-20 Free and Reduced Lunch

91%

2019-20 Special Education Enrollment

8%

3 YR Enrollment

