

# 2019-20 School Performance Report

Westfield Charter Academy



## Grade Configuration

K-6 (K-12 Contract)

## Current Contract Term Length (Expiration)

7 years (2026)

## Education Service Provider

National Heritage Academies

## Location

27201 W. Chicago, Redford Charter Twp, MI 48239

## Board President

James Dinnan

## Board Members

Felishia Brown, Alysse Miller, Caitlin Murphy, Carla Wellborn

## CSO Capacity Analysis

Westfield Charter Academy has had great success in its initial two years, due in large part to strong leadership at the building level and strong organizational support. The school does not feel like a new school and has achieved a consistency in operations generally enjoyed by schools with far longer tenure. Students and parents are actively engaged in the community and the school has developed a strong, nurturing culture. The school uses a variety of academic data to drive decision-making and has implemented a number of programs to address student needs. The board has been supportive and engaged. The CSO has confidence in the school's ability to continue to deliver a strong academic program.

## Summary

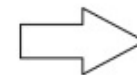
Westfield Charter Academy is in its second year of operation. The school has had strong enrollment and has high rates of retention, in a highly competitive market.

## Highlights

Small learning communities in which deans get to know students while coaching their teachers

Above national benchmark for staff satisfaction

Several specials classes, including music, art, technology with STEM emphasis (Robotics, coding, 3D printing)



# 2019-20 School Performance Report

Westfield Charter Academy



## 2020 Spring MSTEP ELA Proficiency

NA

## 2020 Spring MSTEP Math Proficiency

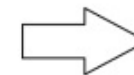
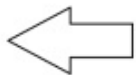
NA

2019-20 Assessment data not available due to suspension of state assessments due to COVID 19.

## Educational Goals

Difference between Westfield Charter Academy and statistically similar schools on MSTEP Proficiency, Growth, and SAT

2020 School Index	2020 ELA Student Growth Percentile	2020 Math Student Growth Percentile
NA	NA	NA
MSTEP Academic Trend 2018	MSTEP Academic Trend 2019	MSTEP Academic Trend 2020
NA	NA	NA
2020 SAT Reading and Writing	2020 SAT Mathematics	2020 SAT Total Score
NA	NA	NA
SAT Academic Trend 2018	SAT Academic Trend 2019	SAT Academic Trend 2020
NA	NA	NA



# 2019-20 School Performance Report

Westfield Charter Academy



## Roster of Statistically Similar Schools\*

NA

## Educational Goals Status

NA

## Academic Achievement

As measured by the state assessment, the school's percentage of total tested students in all tested grades identified as proficient in all tested subjects or identified as college ready as reported by the Michigan Department of Education will meet or exceed the select peer schools' mean reported percentage of total tested students in all tested grades identified as proficient in all tested subjects or identified as college ready.

## Academic Growth

As measured by the state assessment, the school's mean student growth percentile rank in English language arts and math will meet or exceed the select peer schools' mean student growth percentile rank.

\*Select peer schools are set of school buildings determined annually by GVSU to be the most demographically, socioeconomically, programmatically, and geographically similar to the school.

## Compliance Reporting Condition

Exceeds Standards

Exceeds Standards: At least 95% of board and school documents (combined) submitted to Epicenter on time

Meets Standards: At least 85% of board and school documents (combined) submitted to Epicenter on time

Does Not Meet Standards: Less than 85% board and school documents (combined) submitted to Epicenter on time

## Financial Condition

Exceeds Standards

Exceeds Standards: Submitted to Epicenter on-time, unqualified opinion, and no significant deficiencies or material weaknesses

Meets Standards: Submitted to Epicenter on-time, unqualified opinion, one or two significant deficiencies, and no material weaknesses

Does Not Meet Standards: Late submission to Epicenter, unqualified, one or more material weaknesses or more than two..



# 2019-20 School Performance Report

Westfield Charter Academy



## 2019-20 Student Resident Districts Student Resident Districts Legend

## 2019-20 Attendance Rate

91%

## 2019-20 Free and Reduced Lunch

82%

## 2019-20 Special Education Enrollment

10%

## 3 YR Enrollment

