

## 2022-23 School Performance Report

The Greenspire School



### Grade Configuration

6-8 (6-12 Contract)

### Current Contract Term Length

7 years (2026)

### Education Service Provider

Charter HR Educational Services

### Location

1026 Red Dr, Traverse City, MI 49684

### Board President

Yvette Babin-Ringsmuth

### Board Members

Meagan Batdorff, Marco Cabrera, Robert Kuhn, Marguerite Cotto, Luis Pardo, Constanza Hazelwood

### CSO Capacity Analysis

The Greenspire School, serving grades 6-12 at two campus locations, has demonstrated organizational and fiscal viability. The CSO observed that the academy maintained strong enrollment and continues to be an attractive option for area families, especially given its project-based curricula, early middle college options, and environmental focus. The CSO observed that the academy continually exceeds compliance and financial reporting measures from the CSO while maintaining a positive fund balance. The academy has been proactive to support student learning and to align practices between the two campuses, and it has reorganized leadership to support this effort. The CSO is confident that proactive measures have been taken to build capacity to help the academy achieve its educational goals.

### Summary

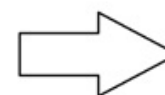
The Greenspire School is an independent public charter school authorized by Grand Valley State University and is located in the historic Grand Traverse Commons. The middle school offers a unique educational program for middle school students in grades 6-8 based on purposeful connections between individuals, communities, and the environment. Project-based learning and outdoor education are the two pillars of the school, along with an environmentally focused education in a multi-age environment.

### Highlights

The academy prides itself on connecting students with people in the community to learn side by side.

The academy's Project-Based Learning environment emphasizes hands-on, inquiry-based experience and collaboration with community partners.

The academy understands the educational, emotional, and social benefits of experiences in the natural world, and utilizes a three-pronged approach to fulfill the ecologically relevant and environmentally focused components of its mission.



## 2022-23 School Performance Report

The Greenspire School



### 2022-23 State Assessment Results

2023 M-STEP ELA	2023 M-STEP Math	2023 M-STEP All Subjects
47%	23%	45%
2023 SAT EBRW	2023 SAT Math	2023 SAT Total Score
NA	NA	NA

M-STEP proficiency on a scale of 0-100% and SAT EBRW and Math on a scale of 0-800 and SAT Total Score on a scale of 0-1600.

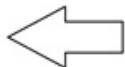
**Education Goals:** Difference between the academy and statistically similar schools on M-STEP Proficiency, SAT Total Score and Student Growth Percentile (SGP).

\*Data Disclaimers:

\*on Title: Grade levels for which growth data are available for 2021-22 are limited due to no state testing in 2019-20 and low participation in state testing in 2020-21. Elementary grades did not receive a growth score.

\*on Data: Data Suppression

2021 M-STEP	2022 M-STEP	2023 M-STEP
-7	-9	8
2021 SAT	2022 SAT	2023 SAT
NA	NA	NA
2021 ELA SGP	2022 ELA SGP*	2023 ELA SGP
-1.2	-7.6	-7.2
2021 Math SGP	2022 Math SGP*	2023 Math SGP
-15	-26.4	-4.4



## 2022-23 School Performance Report

The Greenspire School



### Roster of Statistically Similar Schools\*

TCAPS Montessori School, 0.82mi  
Woodland School, >2mimi  
CA Frost Environmental Science Academy Middle High School, Environmental School, >2mi  
West MI Academy of Environmental Science, Environmental School, >2mi  
North Central Academy Campus, >2mi  
Buckley Community Schools, Buckley Community Schools, >2mi  
Kalkaska Middle School, Kalkaska Public Schools, >2mi  
Suttons Bay Elementary/ Middle School, Suttons Bay Public Schools, >2mi  
Grand Traverse Academy, Grand Traverse Academy, >2mi

\*List of school buildings determined once every 3 years by GVSU to be the most geographically, demographically, socioeconomically and programmatically similar to the school.

### 2022-23 Test Participation Rate

91.0%

Schools below 95% (federal requirement) participation rate are indicated in red.

### 2022-23 School Index (Percentile Rank)

76.27

Schools below the 2022-23 School Index Threshold of 31.77 are indicated in red.

### 2022-23 School Index Support Category

NA

### Compliance Reporting Condition

Exceeds Standard

Exceeds Standards: At least 95% of board and school documents (combined) submitted to Epicenter on time

Meets Standards: At least 85% of board and school documents (combined) submitted to Epicenter on time

Does Not Meet Standards: Less than 85% board and school documents (combined) submitted to Epicenter on time

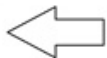
### Financial Condition

Exceeds Standard

Exceeds Standards: Submitted to Epicenter on-time, unqualified opinion, and no significant deficiencies or material weaknesses

Meets Standards: Submitted to Epicenter on-time, unqualified opinion, one or two significant deficiencies, and no material weaknesses

Does Not Meet Standards: Late submission to Epicenter, unqualified, one or more material weaknesses or more than two significant deficiencies, OR qualified opinion



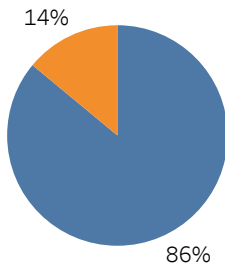
## 2022-23 School Performance Report

The Greenspire School



### 2022-23 Student Resident Districts

### Student Resident Districts Legend



Blue: Traverse City Area Public Schools 86%  
Orange: Others 14%

### 2022-23 Attendance Rate

88%

### 2022-23 Free and Reduced Lunch

37%

### 2022-23 Special Education Enrollment

26%

### 2022-23 English Language Learners

NA\*

### 3 Year Enrollment

