

# 2023-24 School Performance Report

## Flint Cultural Center Academy



[www.gvsu.edu](http://www.gvsu.edu)

1200 Robert T Longway Blvd  
Flint, MI 48503

Grades Served: K-8

Contract Grades: K-12

Year Opened: 2019

**School's Mission:** At FCCA, we are family. We are adventure seekers who are rooted in CREW and empowered by the arts to create high-quality work. We are fearless and accept the responsibility to impact our community.

# 2023-24 School Performance Report

## Flint Cultural Center Academy

### Current Contract Term Length

7 years

### Contract Expiration Year

2026

### Board Members

Name	Board Role	Appointed	Term Ends
Rodney Lontine	President	April 28, 2017	June 30, 2026
Karima Bostick	Director	November 1, 2019	June 30, 2027
Lamont Richardson	Director	November 1, 2019	June 30, 2025
Renita Bingham	Director	February 7, 2020	June 30, 2027
Taliah Abdullah	Director	November 3, 2023	June 30, 2026
Todd Slisher	Director	April 28, 2017	June 30, 2026
Tracee Glab	Director	November 4, 2022	June 30, 2025

### Educational Service Provider

Genesee Education Consultant Services

### Academy Description

The Flint Cultural Center Academy started as a K-5 single school building and has grown to include K-8 students. We are excited for the 2024-2025 school year when we will introduce high school offerings to our ninth-grade scholars through a partnership with UM-Flint. Due to the physical location of the Academy, students have the unique opportunity to engage in real-life implementation and experiences of the fine, performing and visual arts through our Flint Cultural Center campus partners.



### CSO Capacity Analysis

Flint Cultural Center Academy (FCCA) continues to demonstrate sound academic, fiscal, and organizational capacity. Located on the grounds of the Flint Cultural Center, the academy augments its academic program with unique experiences for students to engage in learning. Now entering its sixth year of operation, the school is expanding to grade 9. Since opening, FCCA has slightly outperformed its identified peer schools. Strong school leadership coupled with a stable teaching staff provides the Charter Schools Office (CSO) with confidence in the academy. Organizationally, the school board works well with the CEO to provide comprehensive leadership and direction. The academy has managed its fiscal resources well, providing a successful academic program while growing a substantial fund balance in preparation for the addition of the high school. In total, the CSO has confidence in Flint Cultural Center Academy's capacity to improve its educational program while moving forward with its plans.

# 2023-24 School Performance Report

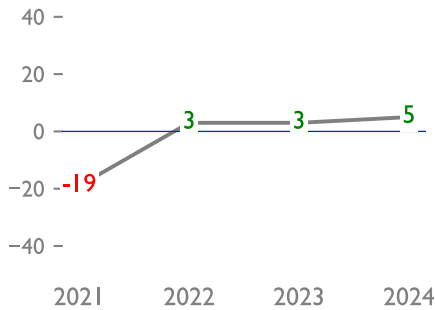
## Flint Cultural Center Academy

### Educational Goals

Difference between the academy and statistically similar schools on M-STEP Proficiency, SAT Total Score, and Student Growth Percentile (SGP).

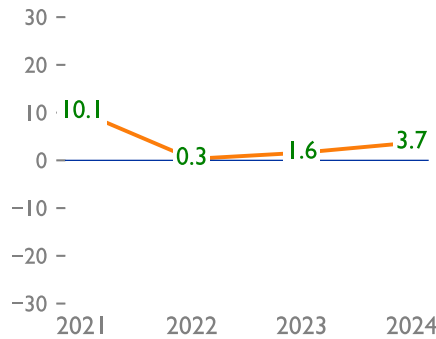
#### Proficiency Delta

##### M-STEP

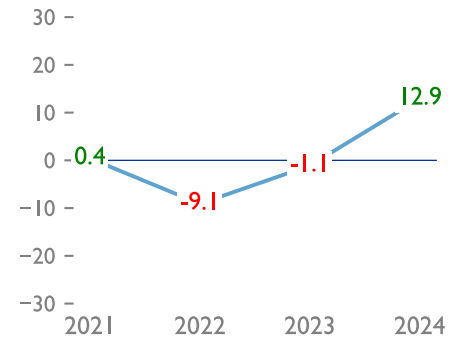


#### Student Growth Percentiles (SGP) Delta

##### ELA



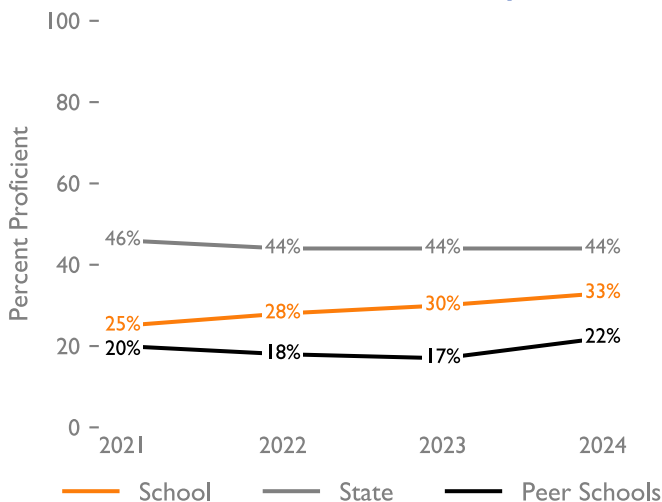
##### Math



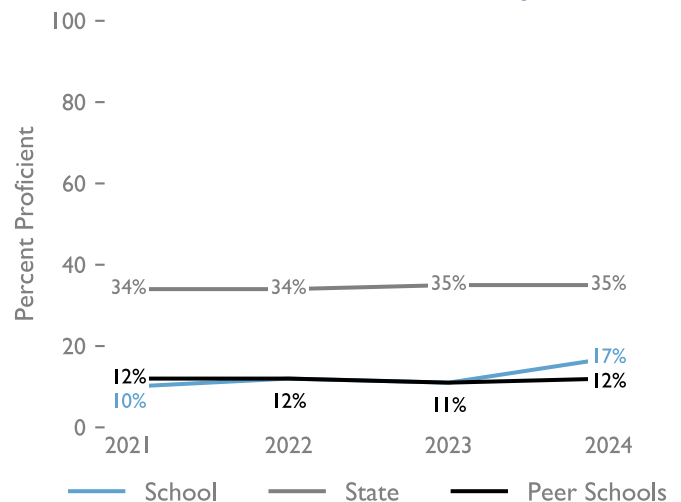
### M-STEP Proficiency Trends by Subject

School's data compared to Peer Schools and State Proficiency.

#### M-STEP ELA Proficiency



#### M-STEP Math Proficiency



This space reserved for SAT charts  
(not applicable here)

Note: Grade levels for which growth data are available for 2021-22 are limited due to no state testing in 2019-20 and low participation in state testing in 2020-21. Elementary grades did not receive a growth score.

\* Data suppression

# 2023-24 School Performance Report


## Flint Cultural Center Academy

### Roster of Statistically Similar Schools

Distance in Miles	Peer School Name
-------------------	------------------

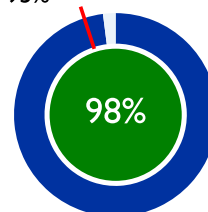
0.24	Kearsley Street
0.63	Doyle/Ryder School
1.14	Pierce School
1.67	Durant Tuuri Mott School
1.99	International Academy of Flint (K-12)
1.99	Potter School
>2	Carman-Ainsworth Middle School
>2	Randels Elementary School

### School Index



### Assessment Participation

Minimum Required: 95%\*\*



### Universal Support

### Compliance Reporting Condition: Meets Standard

#### Exceeds Standards:

At least 95% of board and school documents (combined) submitted to Epicenter on time

#### Meets Standards:

- At least 85% of board and school documents (combined) submitted to Epicenter on time

#### Does Not Meet Standards:

Less than 85% board and school documents (combined) submitted to Epicenter on time

### Financial Condition: Exceeds Standard

#### Exceeds Standards:

- Submitted to Epicenter on-time, unqualified opinion, and no significant deficiencies or material weaknesses

#### Meets Standards:

Submitted to Epicenter on-time, unqualified opinion, one or two significant deficiencies, and no material weaknesses

#### Does Not Meet Standards:

Late submission to Epicenter, unqualified, one or more material weaknesses or more than two significant deficiencies, OR qualified opinion

\*School Index minimum threshold is determined by MDE each year for bottom 5% of schools in the state.

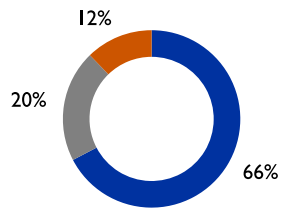
\*\*Assessment Participation minimum requirement of 95% is a federal requirement. Assessment participation reported in this report is measured based on the "number assessed" field in the spring (May) assessment results file divided by the "number enrolled" in the spring (Feb) audited student counts file.



# 2023-24 School Performance Report

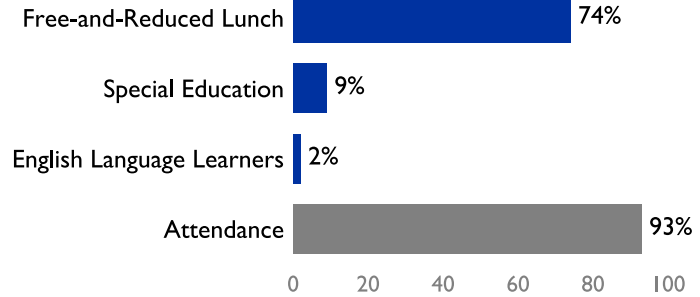
## Flint Cultural Center Academy

### Student Resident Districts

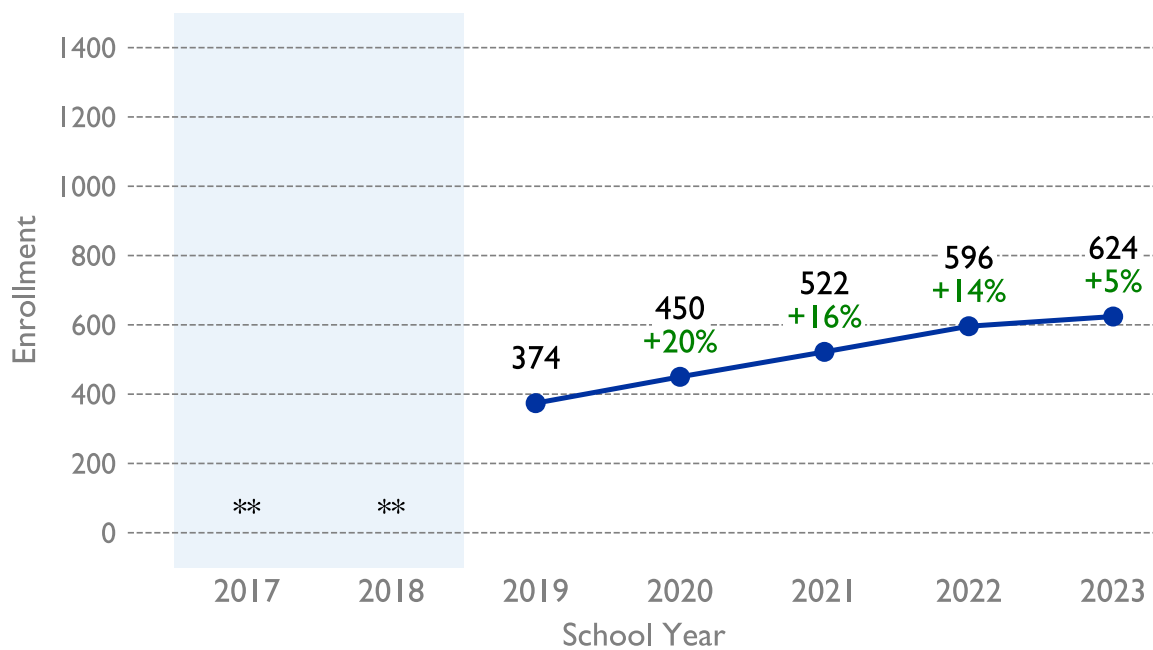


■ Flint, School District of the City of  
■ Others  
■ Carman-Ainsworth Community Schools

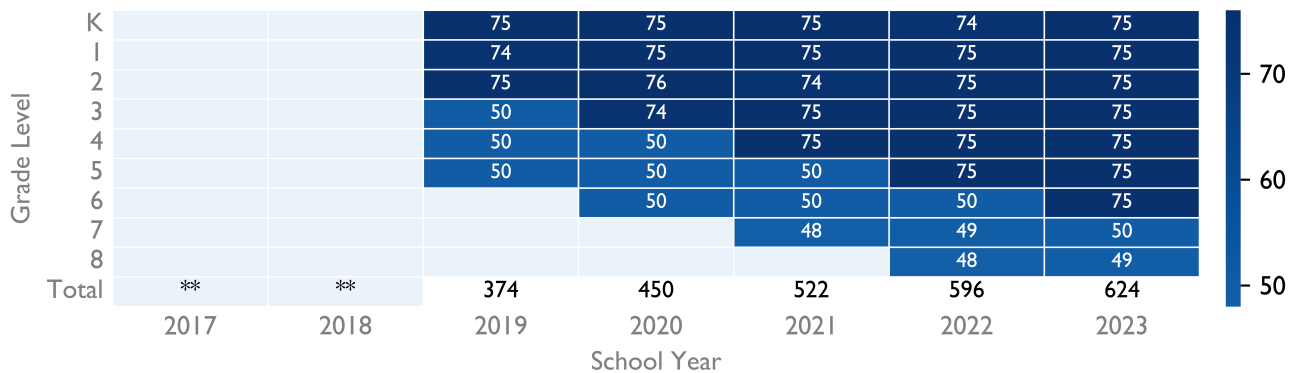
### Subgroup Enrollment and Attendance



### 7 Year Enrollment Trend



### Enrollment by Grade and Year



\* Data suppression

\*\* Refer to year opened on cover