

2022-23 School Performance Report

Covenant School Spectrum



Grade Configuration

7-12

Current Contract Term Length

5 Years (2025)

Education Service Provider

Youth Vision Solutions

Location

1961 Lincoln Street, Highland Park, MI 48203

Board President

Lawrence Givens

Board Members

Caroline Chambers, Sister Mary Downey, William Phillips, Bruce Henderson

CSO Capacity Analysis

Covenant School Spectrum is fiscally and organizationally sound and continues to aggressively address the academy's struggles with new alternative educational goals, and it has seen marked improvement in course completions. The CSO observed that the academy board, superintendent, and school leader have worked to maintain the mission and vision of the academy while also increasing student outcomes. The CSO observed that, to meet the needs of its students, the academy added additional staff to support students attending in person and virtually. The CSO also observed efforts to maintain and attract highly qualified staff, including a new Director of Career and Technical Services, with salary increases and PTO opportunities. The CSO is confident that the combined support and resources of the academy board and school leadership provides the academy with the capacity to continue to increase its outcomes for students while maintaining integrity towards its mission during the remainder of its current charter contract term.

Summary

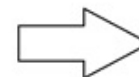
Covenant School Spectrum provides at-risk youth with a new opportunity to earn a high school diploma, improve their life skills and the academic foundation to continue on to higher education or post-secondary skills training. Aided with a compassionate and caring staff, the academy offers hope, encouragement, and a better chance for future success.

Highlights

The academy improved its graduation rate this year, with 7 student graduates.

The academy improved its collaboration and communication with partners from Spectrum Family services with monthly check-in meetings and administrative meetings.

For 8 out of 10 months, the academy hit its goal for course completions and all students earned a reward of their choice.



2022-23 School Performance Report

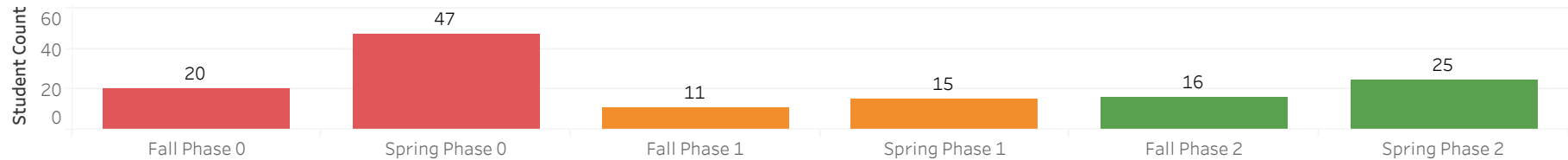
Covenant School Spectrum



Educational Goals (Schedule 7-1) and Evaluation

Phases: Each student enrolled at the school shall annually (Fall and Spring) be classified by the school based on the phase of learning that the student is in.

Fall-Spring Phases



Phase 0: *Student has enrolled at the school, but has not little to no live attendance (>20%).*Student has either not engaged or has minimally engaged in the school's online course platform, if any.

Phase 1: *Student sporadically attends the school (20-65%).
*External barriers sometimes negatively affect academic success.

Phase 2: *Student regularly attends the school (66% or more).
*Student is earning credits at a pace of 4 credits/year or more.
*Student regularly engages in and completes coursework through the school's online course platform, if any. Student exhibits positive behaviors, mindsets that align with academic success regardless of external barriers.

Phase Movement: 65% of students move up at least one phase during the academic year, maintain Phase 2 status, and/or graduate.	Positive Phase Movement and Graduates Student Count	Fall to Spring Matched and Graduates Student Count	Positive Phase Movement Percent
	21	29	72%

Phase Goals. The following goals are established for each phase of student learning:

Student Growth Target	Student Growth Performance	Student Progress Target	Student Progress Performance	Student Engagement Target	Student Engagement Performance
Not factored into goal calculation.	Student Growth Phase 0 NA	65% of students earn at least 2.0 credits during the academic year.	Student Progress Phase 0 90%	70% of students engage at a rate between 25% and 49%.	Student Engagement Phase 0 100%
65% of students show positive RIT growth in NWEA MAP reading and math.	Student Growth Phase 1 NA*	65% of students either earn 3-5.5 credits during the academic year or graduate.	Student Progress Phase 1 100%	70% of students engage at a rate between 50% and 79%.	Student Engagement Phase 1 100%
65% of students meet their annual RIT growth target in NWEA MAP reading and math.	Student Growth Phase 2 NA*	65% of students either earn 6.0 or more credits during the academic year or graduate.	Student Progress Phase 2 50%	70% of students engage at a rate of greater than 80%.	Student Engagement Phase 2 80%



Evaluation. The rubric that will be used to assess these goals is as follows:

Student Growth Evaluation	Student Progress Evaluation	Student Engagement Evaluation	Phase Movement Evaluation
NA*	Partially Meets	Meets	Meets

Student Growth (NWEA MAP Growth) Key

Meets: School meets growth targets for all phases.
Partially Meets: School meets growth targets for the majority of phases.
Does Not Meet: School does not meet growth targets for the majority of phases.

Student Progress Key

Meets: School meets student progress targets for all phases.
Partially Meets: School meets student progress targets for the majority of phases.
Does Not Meet: School does not meet student progress targets for the majority of phases.

Student Engagement Key

Meets: School meets student engagement targets for all phases.
Partially Meets: School meets student engagement targets for the majority of phases.
Does Not Meet: School does not meet student engagement targets for the majority of phases.

Phase Movement Key

Meets: Green: 65% of students move up at least one phase during the academic year, maintain Phase 2 status, and/or graduate.
Does Not Meet: Red

*Less than 10 students tested or matched

Compliance Reporting Condition

Meets Standard

Exceeds Standards: At least 95% of board and school documents (combined) submitted to Epicenter on time.

Meets Standards: At least 85% of board and school documents (combined) submitted to Epicenter on time.

Does Not Meet Standards: Less than 85% board and school documents (combined) submitted to Epicenter on time.

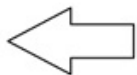
Financial Condition

Exceeds Standard

Exceeds Standards: Submitted to Epicenter on-time, unqualified opinion, and no significant deficiencies or material weaknesses.

Meets Standards: Submitted to Epicenter on-time, unqualified opinion, one or two significant deficiencies, and no material weaknesses.

Does Not Meet Standards: Late submission to Epicenter, unqualified, one or more material weaknesses or more than two significant deficiencies, OR qualified opinion.



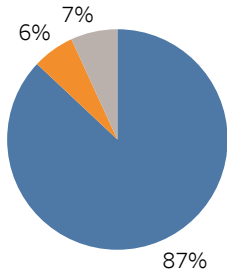
2022-23 School Performance Report

Covenant School Spectrum



2022-23 Student Resident Districts

Student Resident Districts Legend



Blue: Detroit Public Schools Community District 87%
Orange: Highland Park City Schools 6%
Gray: Others 7%

2022-23 Attendance Rate

NA

2022-23 Free and Reduced Lunch

71%

2022-23 Special Education Enrollment

40%

2022-23 English Language Learners

NA

3 Year Enrollment

