



2023-24 School Performance Report

Old Mission Peninsula School



www.gvsu.edu

2699 Island View Road
Traverse City, MI 49686

Grades Served: K-5

Contract Grades: K-6

Year Opened: 2018

School's Mission: Provide an active, meaningful, and challenging educational community where learning is collaborative and accessible to all students and is focused on continuous academic improvement and social and character growth.

2023-24 School Performance Report

Old Mission Peninsula School

Current Contract Term Length

7 years

Contract Expiration Year

2025

Board Members

Name	Board Role	Appointed	Term Ends
Shaina LaFond	President	February 24, 2023	June 30, 2025
Amanda Igra	Director	July 14, 2017	June 30, 2027
Christopher Johnston	Director	June 25, 2021	June 30, 2027
Jennifer Kuhar	Director	November 5, 2021	June 30, 2026
Susan Shipman	Director	November 3, 2017	June 30, 2026
Todd Sanders	Director	April 26, 2024	June 30, 2026
William Gibb	Director	November 5, 2021	June 30, 2025

Educational Service Provider

Axios Incorporated

Academy Description

Old Mission Peninsula School is a self-managed, tuition-free public charter academy located in Traverse City, Michigan. Old Mission Peninsula School offers an engaging pre-K program and serves grades kindergarten through fifth by providing an active, meaningful, and challenging educational environment. Old Mission Peninsula School utilizes an extensive outdoor campus and the surrounding community to enhance academic and personal growth.

CSO Capacity Analysis

Old Mission Peninsula School (OMPS) has demonstrated organizational and fiscal viability and strong academic proficiency. The Charter Schools Office (CSO) observed the academy maintained good enrollment and is an attractive option for area families, drawing from a large geographic area. The CSO continues to see evidence the organization is focused on intentionally strengthening academy and community connections to support student advancement. The academy meets compliance and financial reporting measures from the CSO while maintaining a healthy fund balance. The CSO observed strong academic performance relative to peer schools which demonstrates that OMPS has taken steps to support student learning. The CSO is confident the academy has the capacity to achieve their educational goals.

2023-24 School Performance Report

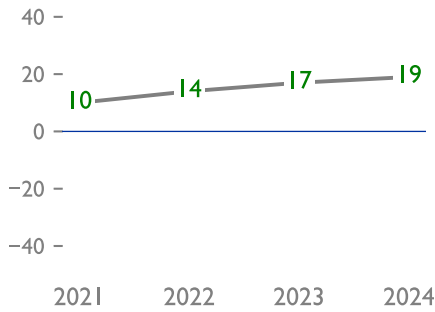
Old Mission Peninsula School

Educational Goals

Difference between the academy and statistically similar schools on M-STEP Proficiency, SAT Total Score, and Student Growth Percentile (SGP).

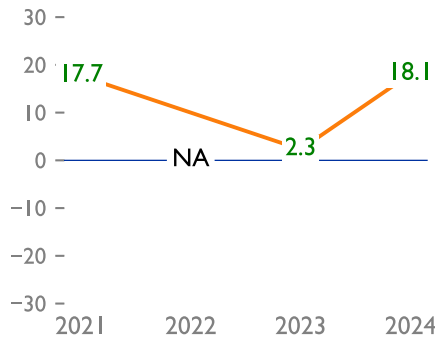
Proficiency Delta

M-STEP

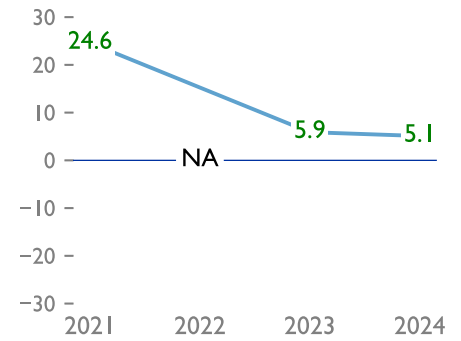


Student Growth Percentiles (SGP) Delta

ELA



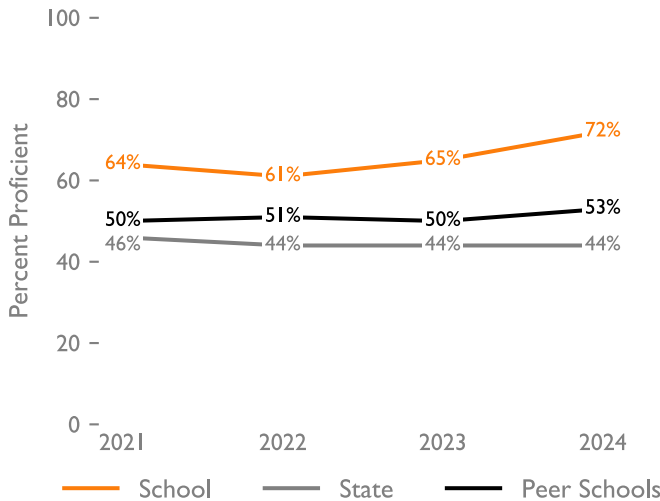
Math



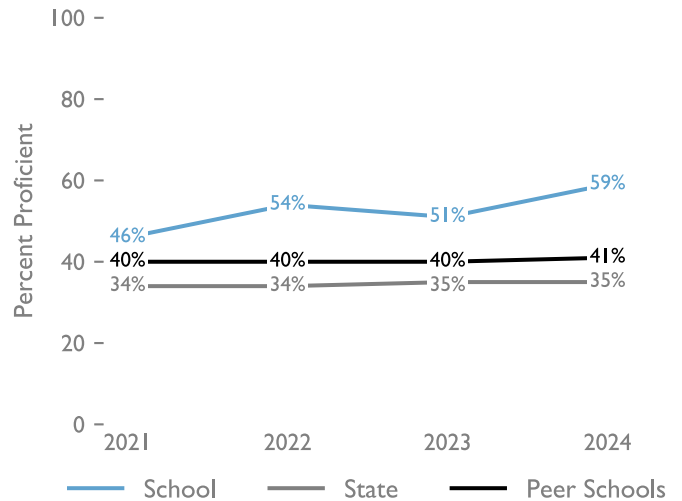
M-STEP Proficiency Trends by Subject

School's data compared to Peer Schools and State Proficiency.

M-STEP ELA Proficiency



M-STEP Math Proficiency



This space reserved for SAT charts
(not applicable here)

Note: Grade levels for which growth data are available for 2021-22 are limited due to no state testing in 2019-20 and low participation in state testing in 2020-21. Elementary grades did not receive a growth score.

* Data supression


2023-24 School Performance Report

Old Mission Peninsula School

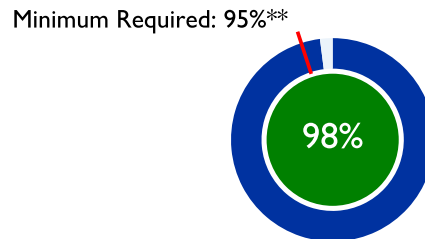
Roster of Statistically Similar Schools

Distance in Miles	Peer School Name
>2	Blair Elementary School
>2	Central Grade School
>2	Cherry Knoll Elementary School
>2	Courtade Elementary School
>2	Eastern Elementary School
>2	Silver Lake Elementary School
>2	Traverse Heights Elem. School
>2	Willow Hill Elementary School

School Index



Assessment Participation



Universal Support

Compliance Reporting Condition: **Meets Standard**

Exceeds Standards:

At least 95% of board and school documents (combined) submitted to Epicenter on time

Meets Standards:

- At least 85% of board and school documents (combined) submitted to Epicenter on time

Does Not Meet Standards:

Less than 85% board and school documents (combined) submitted to Epicenter on time

Financial Condition: **Exceeds Standard**

Exceeds Standards:

- Submitted to Epicenter on-time, unqualified opinion, and no significant deficiencies or material weaknesses

Meets Standards:

Submitted to Epicenter on-time, unqualified opinion, one or two significant deficiencies, and no material weaknesses

Does Not Meet Standards:

Late submission to Epicenter, unqualified, one or more material weaknesses or more than two significant deficiencies, OR qualified opinion

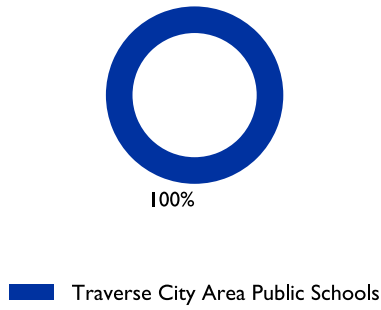
*School Index minimum threshold is determined by MDE each year for bottom 5% of schools in the state.

**Assessment Participation minimum requirement of 95% is a federal requirement. Assessment participation reported in this report is measured based on the "number assessed" field in the spring (May) assessment results file divided by the "number enrolled" in the spring (Feb) audited student counts file.

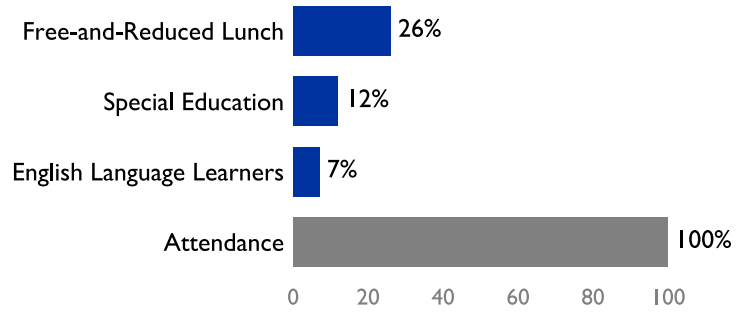
2023-24 School Performance Report

Old Mission Peninsula School

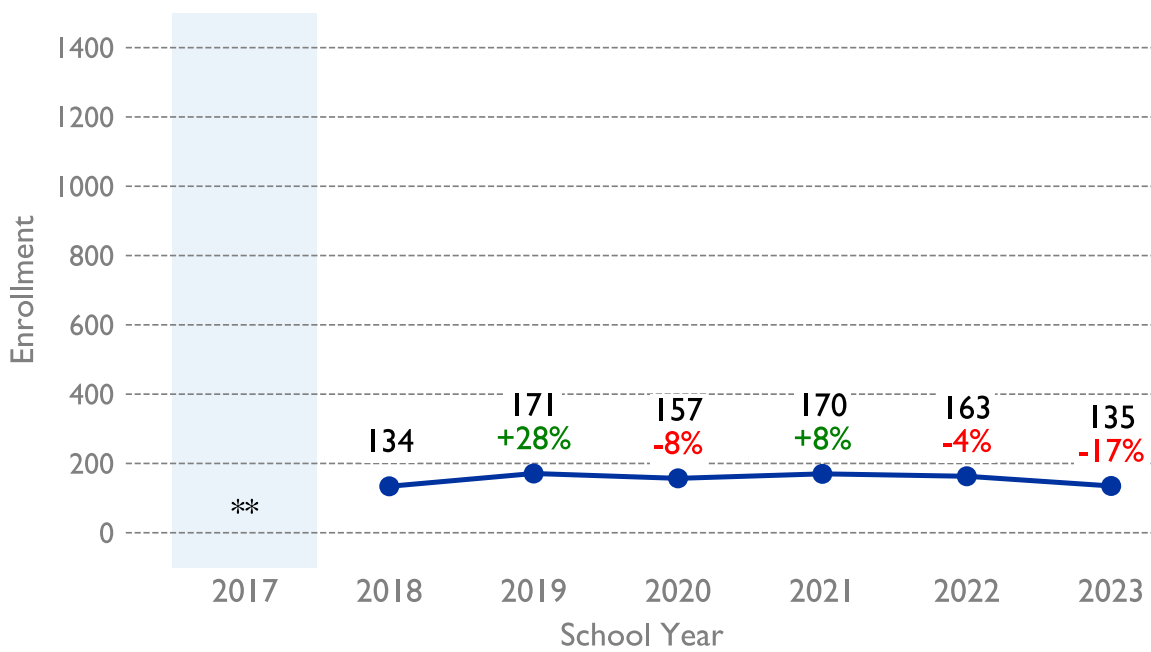
Student Resident Districts



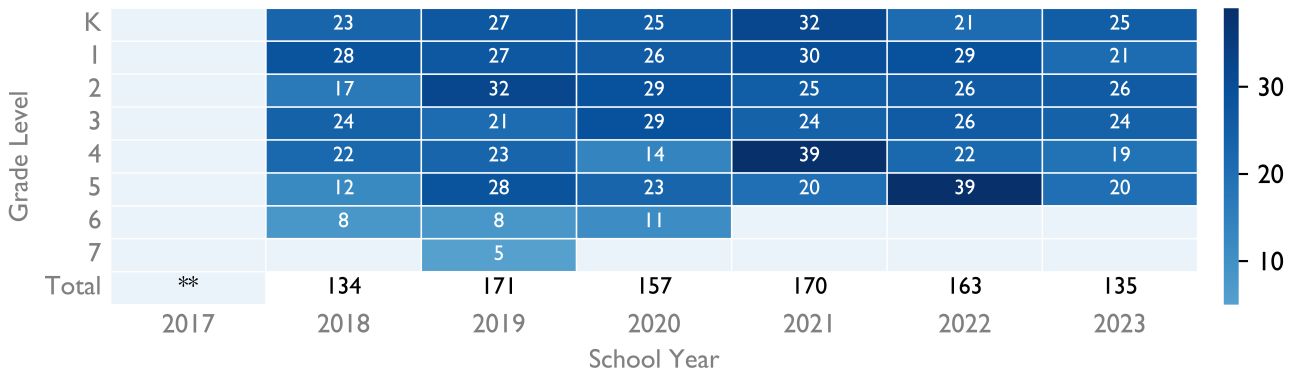
Subgroup Enrollment and Attendance



7 Year Enrollment Trend



Enrollment by Grade and Year



* Data suppression

** Refer to year opened on cover