

2019-20 School Performance Report

Hillsdale Preparatory School



Grade Configuration

K-8 (K-8 Contract)

Current Contract Term Length (Expiration)

7 years (2025)

Education Service Provider

Henway Consulting, LLC

Location

160 Mechanic Rd, Hillsdale, MI 49242

Board President

Charles Blood

Board Members

Julianne Budd, Ellen Condict, Charles Vear

CSO Capacity Analysis

Hillsdale Prep has historically demonstrated strength in its educational program, organizational soundness and strong school leadership. However, the CSO believes that recent enrollment declines are a signal that the school re-examine how it connects with the community and, if not addressed, could affect the school's ability to continue to sustain its educational program. The school values data and uses it to individualize instruction. Behavior expectations are consistent, fair, modeled, and reinforced by staff. Hillsdale receives strong support and resources from its CEO and board. Hillsdale has established a positive and productive learning environment where students are safe to learn. Based on this experience, the CSO believes that the school's internal capacity to deliver positive academic results will remain strong, but because of enrollment concerns, future observations are needed to confirm this belief.

Summary

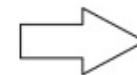
Founded in 1999, Hillsdale Preparatory educates approximately 70 students, from the Hillsdale area. Character Education is the foundation for learning at Hillsdale. Hillsdale prides itself on small class sizes and school community is highly informed and involved. Recently school has worked to strengthen its multi-tiered systems of support.

Highlights

Every student has a "Plan" each individual plan addresses each student's unique learning style. Title I schoolwide school. Hillsdale offers free after school tutoring

Excellent parent communication. Ongoing dialogue between teacher / parent, where teacher contacts parent at least once every two weeks to discuss learning and beh..

Historically ranked the highest performing public school in Hillsdale County, based on standardized test scores.



2019-20 School Performance Report

Hillsdale Preparatory School



2020 Spring MSTEP ELA Proficiency

NA

2020 Spring MSTEP Math Proficiency

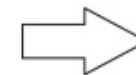
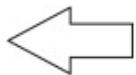
NA

2019-20 Assessment data not available due to suspension of state assessments due to COVID 19.

Educational Goals

Difference between Hillsdale Preparatory School and statistically similar schools on MSTEP Proficiency, Growth, and SAT

2020 School Index	2020 ELA Student Growth Percentile	2020 Math Student Growth Percentile
NA	NA	NA
MSTEP Academic Trend 2018	MSTEP Academic Trend 2019	MSTEP Academic Trend 2020
9	▼ 0	NA
2020 SAT Reading and Writing	2020 SAT Mathematics	2020 SAT Total Score
NA	NA	NA
SAT Academic Trend 2018	SAT Academic Trend 2019	SAT Academic Trend 2020
NA	NA	NA



2019-20 School Performance Report

Hillsdale Preparatory School



Roster of Statistically Similar Schools*

- Gier Elementary School, 0.7 mi
- Davis Middle School, 1.1 mi
- Will Carleton Charter School Academy, 1.7mi
- Williams Elementary School, >2mi
- Jonesville Middle School, >2mi

*Select peer schools are set of school buildings determined annually by GVSU to be the most demographically, socioeconomically, programmatically, and geographically similar to the school.

Educational Goals Status

NA

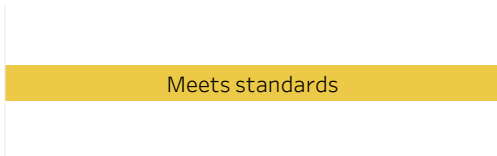
Academic Achievement

As measured by the state assessment, the school’s percentage of total tested students in all tested grades identified as proficient in all tested subjects or identified as college ready as reported by the Michigan Department of Education will meet or exceed the select peer schools’ mean reported percentage of total tested students in all tested grades identified as proficient in all tested subjects or identified as college ready.

Academic Growth

As measured by the state assessment, the school’s mean student growth percentile rank in English language arts and math will meet or exceed the select peer schools’ mean student growth percentile rank.

Compliance Reporting Condition

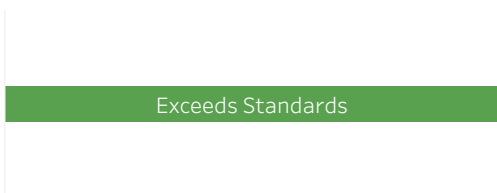


Exceeds Standards: At least 95% of board and school documents (combined) submitted to Epicenter on time

Meets Standards: At least 85% of board and school documents (combined) submitted to Epicenter on time

Does Not Meet Standards: Less than 85% board and school documents (combined) submitted to Epicenter on time

Financial Condition



Exceeds Standards: Submitted to Epicenter on-time, unqualified opinion, and no significant deficiencies or material weaknesses

Meets Standards: Submitted to Epicenter on-time, unqualified opinion, one or two significant deficiencies, and no material weaknesses

Does Not Meet Standards: Late submission to Epicenter, unqualified, one or more material weaknesses or more than two..



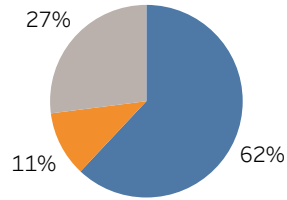
2019-20 School Performance Report

Hillsdale Preparatory School



2019-20 Student Resident Districts

Student Resident Districts Legend



Blue: Hillsdale 62%
 Orange: Jonesville 11%
 Gray: Other 27%

2019-20 Attendance Rate

96%

2019-20 Free and Reduced Lunch

55%

2019-20 Special Education Enrollment

13%

3 YR Enrollment

