

2022-23 School Performance Report

PrepNet Virtual Academy



Grade Configuration

K-12 (K-12 Contract)

Current Contract Term Length

5 years (2025)

Education Service Provider

National Heritage Academies

Location

3850 Broadmoor Ave SE, Grand Rapids, MI 49512

Board President

Kristin Beltzer

Board Members

Kendell Joseph, Alisha Meneely, Margaret Lancaster, Jami Lomonaco

CSO Capacity Analysis

PrepNet Virtual Academy has demonstrated academic, organizational, and fiscal soundness. Only in its third year of operation, the CSO has observed that PrepNet Virtual Academy continues to effectively manage significant increases in student enrollment. This has been accomplished largely due to the experience, resources, and support by the school's management partner, National Heritage Academies. The CSO has observed that the academy's academic results was favorable compared to similar schools, however, the percentage of students participating in state testing was very low. This needs to be an area of focus for the school moving forward. The CSO has confidence in PrepNet Virtual Academy's capacity to grow and improve its academic results and community reach.

Summary

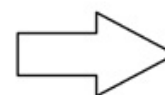
PrepNet Virtual Academy was created to provide an additional educational choice for two primary student groups with different unmet needs: those currently enrolled in a National Heritage Academies partner school who desired a virtual option, and others across Michigan who are interested in a rigorous academic program of study in a virtual setting. The academy aims to be a desirable choice for families who are looking for unique ways to meet their child's educational needs. Students experience 6-8 classroom courses each semester, allowing them to have exposure to a diverse group of educators. Students also participate in advisory groups where they are able to increase their communication skills while setting academic goals.

Highlights

100% of the 2022 graduating class were accepted to at least one college or university.

Students had multiple opportunities to meet in person to participate in environmental science and robotics programming.

Students in grades 7-12 participated in the academy's first annual Career Day.



2022-23 School Performance Report

PrepNet Virtual Academy



2022-23 State Assessment Results

2023 M-STEP ELA 30%	2023 M-STEP Math 13%	2023 M-STEP All Subjects 20%
2023 SAT EBRW NA	2023 SAT Math NA	2023 SAT Total Score NA

M-STEP proficiency on a scale of 0-100% and SAT EBRW and Math on a scale of 0-800 and SAT Total Score on a scale of 0-1600.

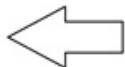
Education Goals: Difference between the academy and statistically similar schools on M-STEP Proficiency, SAT Total Score and Student Growth Percentile (SGP).

*Data Disclaimers:

*on Title: Grade levels for which growth data are available for 2021-22 are limited due to no state testing in 2019-20 and low participation in state testing in 2020-21. Elementary grades did not receive a growth score.

*on Data: Data Suppression

2021 M-STEP NA	2022 M-STEP 5	2023 M-STEP -3
2021 SAT NA*	2022 SAT 65	2023 SAT NA
2021 ELA SGP NA	2022 ELA SGP* 7.2	2023 ELA SGP 1.9
2021 Math SGP NA	2022 Math SGP* 3.4	2023 Math SGP 1.3



2022-23 School Performance Report

PrepNet Virtual Academy



Roster of Statistically Similar Schools*

Great Lakes Cyber Academy
ICademy Global
Insight School of Michigan
LifeTech Academy
Lighthouse Connections Academy
Michigan Connections Academy
Michigan Great Lakes Virtual Academy
Michigan International Prep School
Michigan Online School
Michigan Virtual Charter Academy
Success Virtual Learning Centers of Michigan
Uplift Michigan Academy
WAY Michigan

*List of school buildings determined once every 3 years by GVSU to be the most geographically, demographically, socioeconomically and programmatically similar to the school.

2022-23 Test Participation Rate

52.0%

Schools below 95% (federal requirement) participation rate are indicated in red.

2022-23 School Index (Percentile Rank)

47.32

Schools below the 2022-23 School Index Threshold of 31.77 are indicated in red.

2022-23 School Index Support Category

Additional Targeted Support

Compliance Reporting Condition

Exceeds Standard

Exceeds Standards: At least 95% of board and school documents (combined) submitted to Epicenter on time

Meets Standards: At least 85% of board and school documents (combined) submitted to Epicenter on time

Does Not Meet Standards: Less than 85% board and school documents (combined) submitted to Epicenter on time

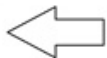
Financial Condition

Exceeds Standard

Exceeds Standards: Submitted to Epicenter on-time, unqualified opinion, and no significant deficiencies or material weaknesses

Meets Standards: Submitted to Epicenter on-time, unqualified opinion, one or two significant deficiencies, and no material weaknesses

Does Not Meet Standards: Late submission to Epicenter, unqualified, one or more material weaknesses or more than two significant deficiencies, OR qualified opinion



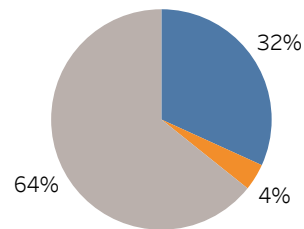
2022-23 School Performance Report

PrepNet Virtual Academy



2022-23 Student Resident Districts

Student Resident Districts Legend



Blue: Detroit Public Schools Community District 32%
Orange: Grand Rapids Public Schools 4%
Gray: Others 64%

2022-23 Attendance Rate

84%

2022-23 Free and Reduced Lunch

85%

2022-23 Special Education Enrollment

13%

2022-23 English Language Learners

3%

3 Year Enrollment

