

2019-20 School Performance Report

Michigan Mathematics and Science Academy Lorraine



Grade Configuration

K-6 (K-12 Contract)

Current Contract Term Length (Expiration)

7 years (2023)

Education Service Provider

Concept Schools, Inc.

Location

28501 Lorraine Ave, Warren, MI 48093

Board President

Myra Dutton

Board Members

Buket Aydas, Suleyman Uludag

CSO Capacity Analysis

Michigan Mathematics and Science Academy (“MMSA”) has demonstrated strength in its educational program, organizational soundness, and fiscal stability. The academy received the 2019 College Success Award from GreatSchools.org. They continue to statistically outperform demographically similar schools. The school continues to operate a high-quality educational program at two sites, one with a K-8 and one with a K-12 grade configuration, as enrollment continues to stabilize. This school year the academy turned around their financial situation with an increase in students at both campuses. The academy continues to maintain a small board and recently had several resignations. However, there is long-standing consistency with the board president and two new members committed to service. New academic leadership has contributed to continuing the commitment to academic excellence. This provides the CSO with confidence that the academy will continue to deliver strong results in the future.

Summary

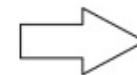
MMSA was founded in 2009. The academy is a K-12 program operating out of two different buildings in Warren Michigan. Its college preparatory program focuses on math, science and technology.

Highlights

Partnered with GVSU to receive free virtual tutoring services for 9th- 12th grade students.

Affiliated with a research study published in a scientific journal due to the work of one of their science teachers, Dr. Omer Akyol.

Received the 2019 College Success Award from GreatSchools.org.



2019-20 School Performance Report

Michigan Mathematics and Science Academy Lorraine



2020 Spring MSTEP ELA Proficiency

NA

2020 Spring MSTEP Math Proficiency

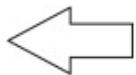
NA

2019-20 Assessment data not available due to suspension of state assessments due to COVID 19.

Educational Goals

Difference between Michigan Mathematics and Science Academy Lorraine and statistically similar schools on MSTEP Proficiency, Growth, and SAT

2020 School Index NA	2020 ELA Student Growth Percentile NA	2020 Math Student Growth Percentile NA
MSTEP Academic Trend 2018 4	MSTEP Academic Trend 2019 ▲ 5	MSTEP Academic Trend 2020 NA
2020 SAT Reading and Writing NA	2020 SAT Mathematics NA	2020 SAT Total Score NA
SAT Academic Trend 2018 NA	SAT Academic Trend 2019 NA	SAT Academic Trend 2020 NA



2019-20 School Performance Report

Michigan Mathematics and Science Academy Lorraine



Roster of Statistically Similar Schools*

- Wolfe Middle School, 0.8 mi
- Lincoln Middle School, 1.4 mi
- Academy 21, 0.6 mi
- Center line High School, 0.5 mi
- Success Academy, 0.9 mi
- Lincoln High School, 1.2 mi
- May V. Peck Elem. School, 0.7 mi
- Crothers Elem. School, 1.2 mi
- McKinley Elem. School, 1.3 mi
- Marjorie Carlson Elementary School, 1.4 mi
- Mark C. Roose Elem. School, 1.6 mi
- Westwood Elem. School, 1.9 mi
- Lincoln Elem. School, 1.5 mi

*Select peer schools are set of school buildings determined annually by GVSU to be the most demographically, socioeconomically, programmatically, and geographically similar to the school.

Educational Goals Status

NA

Academic Achievement

As measured by the state assessment, the school’s percentage of total tested students in all tested grades identified as proficient in all tested subjects or identified as college ready as reported by the Michigan Department of Education will meet or exceed the select peer schools’ mean reported percentage of total tested students in all tested grades identified as proficient in all tested subjects or identified as college ready.

Academic Growth

As measured by the state assessment, the school’s mean student growth percentile rank in English language arts and math will meet or exceed the select peer schools’ mean student growth percentile rank.

Compliance Reporting Condition

Exceeds Standards

Exceeds Standards: At least 95% of board and school documents (combined) submitted to Epicenter on time

Meets Standards: At least 85% of board and school documents (combined) submitted to Epicenter on time

Does Not Meet Standards: Less than 85% board and school documents (combined) submitted to Epicenter on time

Financial Condition

Exceeds Standards

Exceeds Standards: Submitted to Epicenter on-time, unqualified opinion, and no significant deficiencies or material weaknesses

Meets Standards: Submitted to Epicenter on-time, unqualified opinion, one or two significant deficiencies, and no material weaknesses

Does Not Meet Standards: Late submission to Epicenter, unqualified, one or more material weaknesses or more than two..



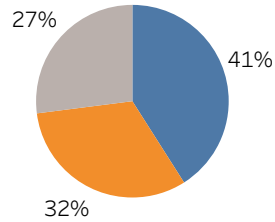
2019-20 School Performance Report

Michigan Mathematics and Science Academy Lorraine



2019-20 Student Resident Districts

Student Resident Districts Legend



Blue: Warren 41%
 Orange: DPSCD 32%
 Gray: Other 27%

2019-20 Attendance Rate

92%

2019-20 Free and Reduced Lunch

100%

2019-20 Special Education Enrollment

8%

3 YR Enrollment

