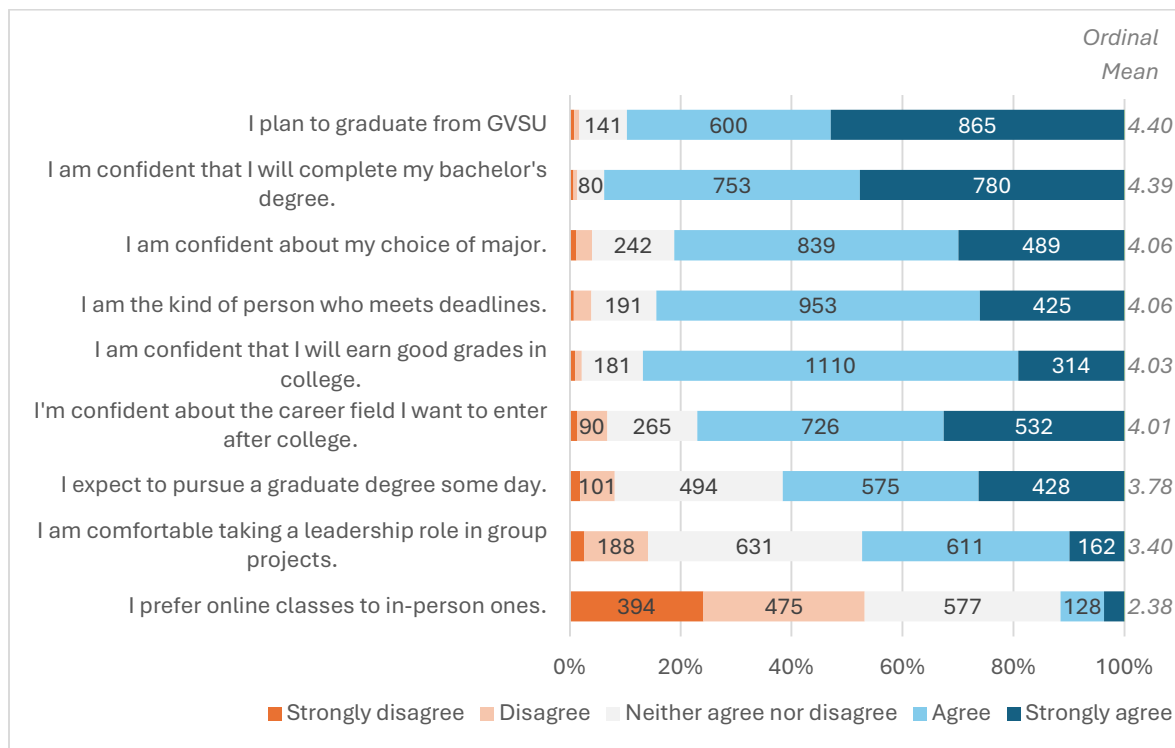


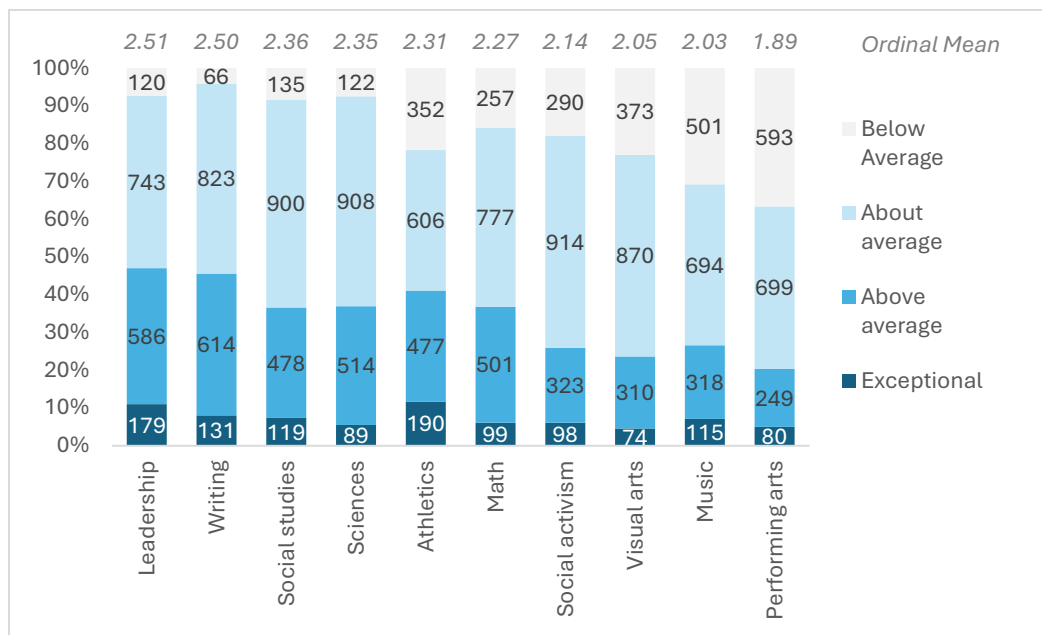
Fall 2025 GVSU Entering Student Survey – Summary of responses

The survey was sent to registered FTIACs during Aug 18 – 24. Response rate: 1676 / 4360 = 38%.

Question 1: Please indicate your level of agreement with the following statements

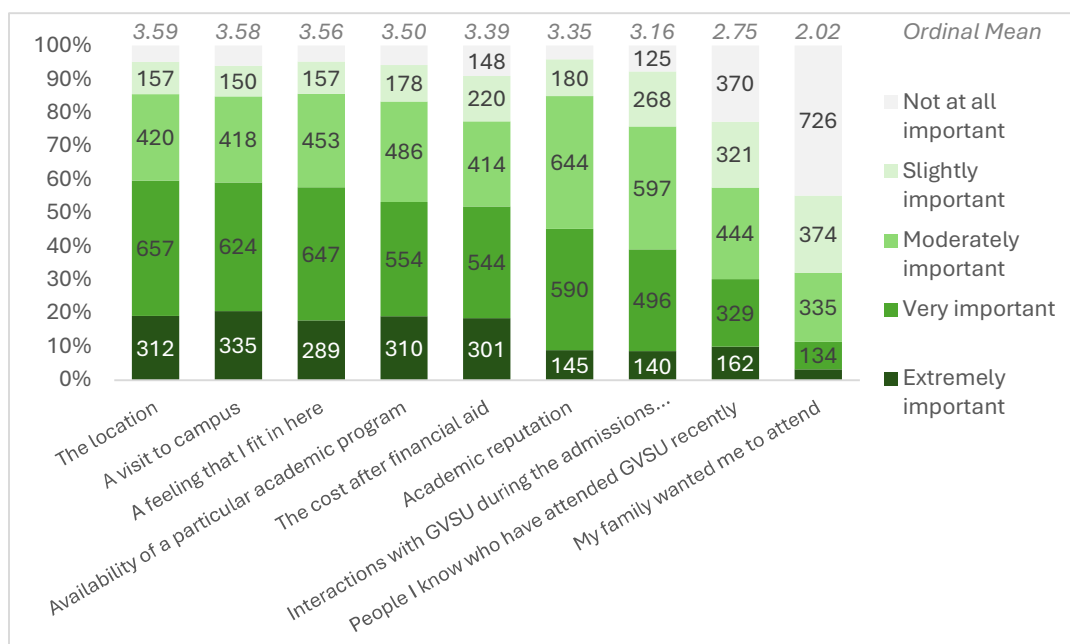


Question 2: Please rate your achievements in the following types of courses or activities



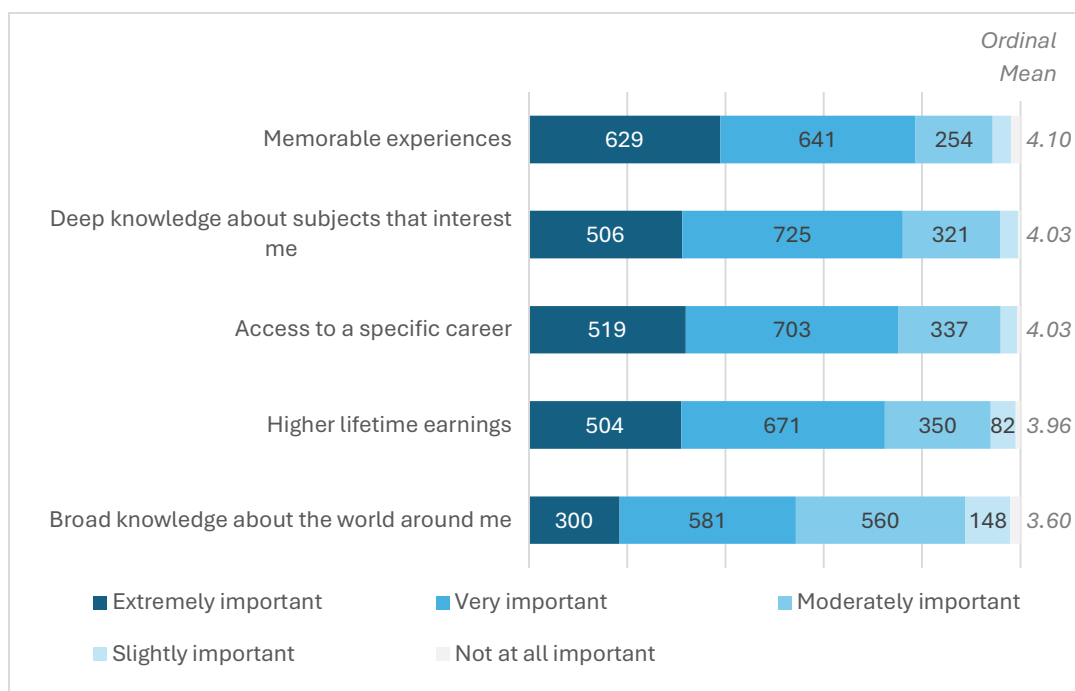
Students who wrote in categories for self-ratings listed “animal care”, “communication” (x2), “critical thinking”, “knitting”, “language”, “law enforcement”, “medical sciences”, “Minecraft”, “presenting”, “programming”, “projects”, “reading” (x2), “speech”, “sports”, & “web design”.

Question 3: Please indicate how much the following factors contributed to your decision to attend GVSU



Students who wrote in factors listed [housing] (x7), [an athletic team] (x3), [parents are alumni] (x2), “all my friends wanted to go here”, “basketball camp”, “business opportunities”, “ease of credit transfer from GRCC”, “environment”, “family nearby”, “getting in to the competitive program”, “good cybersecurity program”, “mental health”, “my mom worked here”, “size”, “sports involvement for the student body”, “the prevalence of art”, “The Well”, and “undergraduate research opportunities”.

Question 4: Which of these outcomes of college are most important to you?



The only write-in factors (each mentioned once and rated as “Extremely Important”) were “building a community for myself”, “internships/shadowing”, and “working in sports”.

Question 5: What activities, communities, or support systems would help you feel a sense of belonging in college?

(open-ended responses summarized by ChatGPT)

Major Themes & Frequencies (*counts approximate, since many responses mention multiple themes*)

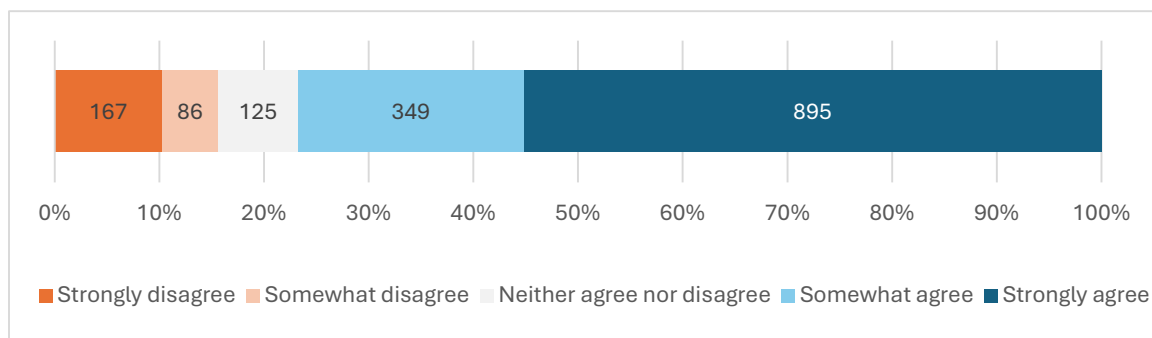
- Clubs & Student Organizations – 220+ mentions
(general clubs, interest-based clubs, academic clubs, hobby clubs)
- Sports, Athletics & Intramurals – 160+ mentions
(club sports, intramurals, casual sports, fitness, running, volleyball, soccer, basketball, track, etc.)
- Friends & Social Connections – 120+ mentions
(making new friends, friend groups, supportive peers, roommates, people with similar interests)
- Faith-Based & Ministry Groups – 60+ mentions
(Christian community, Bible study, Cru, church groups, worship, campus ministry, faith-based support)
- Academic Support (Tutoring, Mentorship, Advisors, Study Groups) – 60+ mentions
(tutoring, mentoring, study groups, advisor check-ins, professor support, academic success systems)
- Greek Life (Sororities/Fraternities) – 35+ mentions
(sorority rush, Greek organizations, social fraternity/sorority support)
- Music, Band, Choir, Performing Arts – 30+ mentions
(marching band, choir, theatre, drama, public speaking, improv, performance groups)
- Cultural & Identity-Based Communities – 30+ mentions
(Black Excellence, Laker Familia, LGBTQ+ groups, Hispanic/Latino groups, cultural/heritage events, inclusivity clubs)
- Campus Events & Social Activities – 25+ mentions
(Welcome Week, Laker Kickoff, student life events, game nights, social gatherings)
- Arts & Creative Activities – 20+ mentions
(art clubs, photography, pottery, creative hobbies, film, crafts, design)
- Mental Health & Counseling Support – 10+ mentions
(counseling services, mental health resources, emotional support)

Overall Takeaways

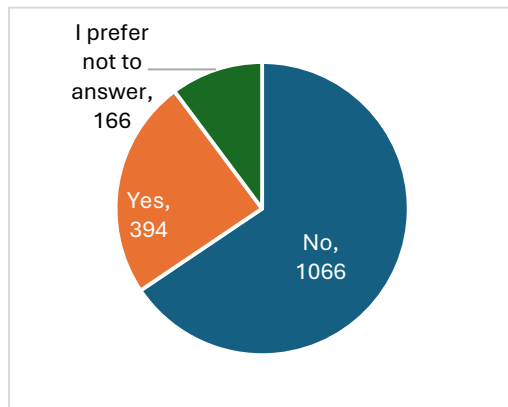
- The top three drivers of [anticipated] belonging are:
 1. Clubs/organizations (especially interest-based and major-specific)
 2. Sports/athletics (competitive and casual)
 3. Friendships and peer connections
- Faith-based communities and academic support systems are also highly valued.
- Many students want identity-affirming spaces (cultural, LGBTQ+, first-gen, etc.).
- A smaller but consistent group values arts/creative expression and mental health support.

Question 6: I have a friend who is/will be attending GVSU this semester.

77% of respondents agreed that they have a friend at GVSU.

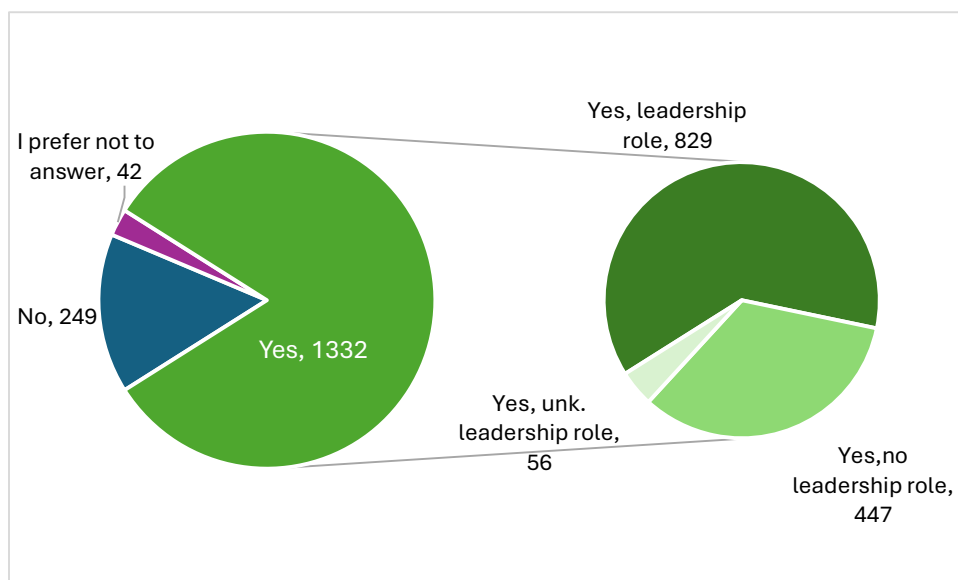


Question 7: Do you plan to play any sports during college?

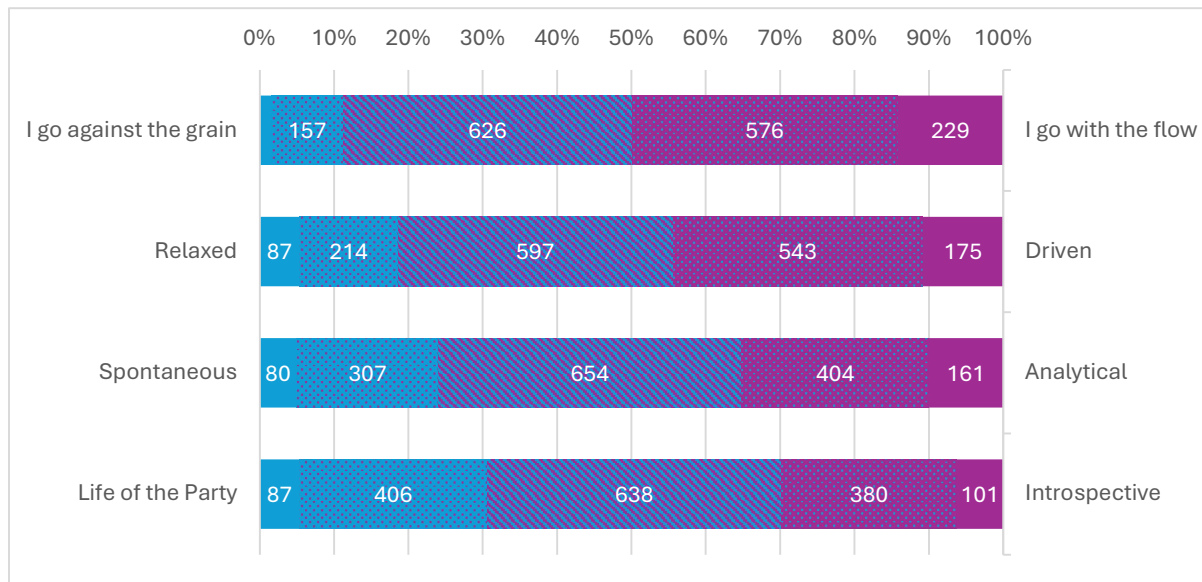


	Varsity	Club	Intramural	Drop-in	Other
Volleyball	6	29	33	8	0
Soccer	3	26	33	8	1
Basketball	8	15	33	5	1
Track & cross country	30	21	3	2	1
Baseball or softball	4	10	9	0	0
Tennis	2	12	7	2	0
Swim, dive, water polo	1	16	2	1	2
Football, flag football	11	2	6	1	0
Cheer	11	4	0	0	3
Lacrosse	2	12	3	0	0
Pickleball	0	3	8	3	0
Golf	0	9	2	0	1
Dance	0	8	0	1	2
Wrestling	7	2	0	1	0
Hockey	2	4	1	0	0
Crew / rowing	0	5	0	0	0
Bowling	1	3	0	0	0
Boxing	0	4	0	0	0
Dodgeball	0	3	1	0	0
Equestrian	0	2	0	1	1
Gymnastics	0	4	0	0	0
Marching band	0	1	0	0	2
Other	2	6	4	2	0
Unspecified	2	2	3	5	4

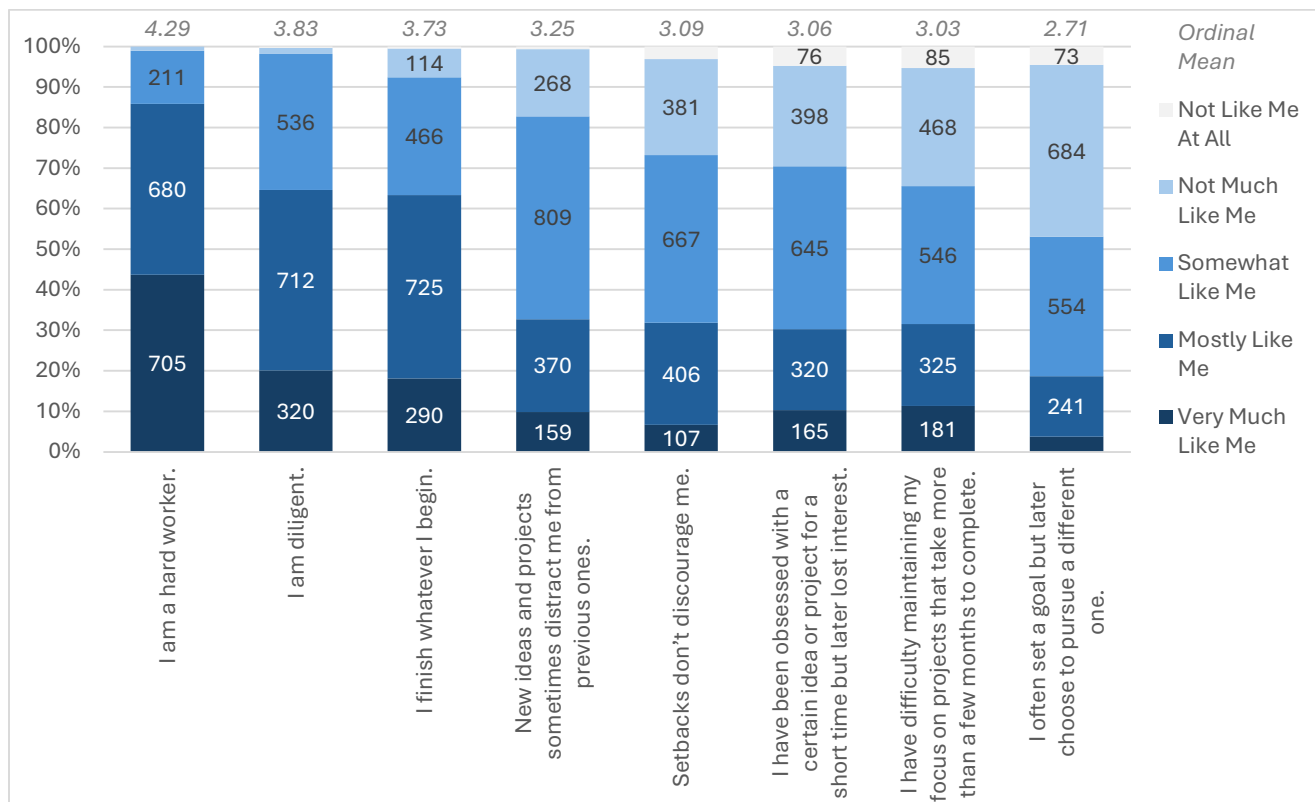
Question 8: I was involved in clubs or organizations in high school.



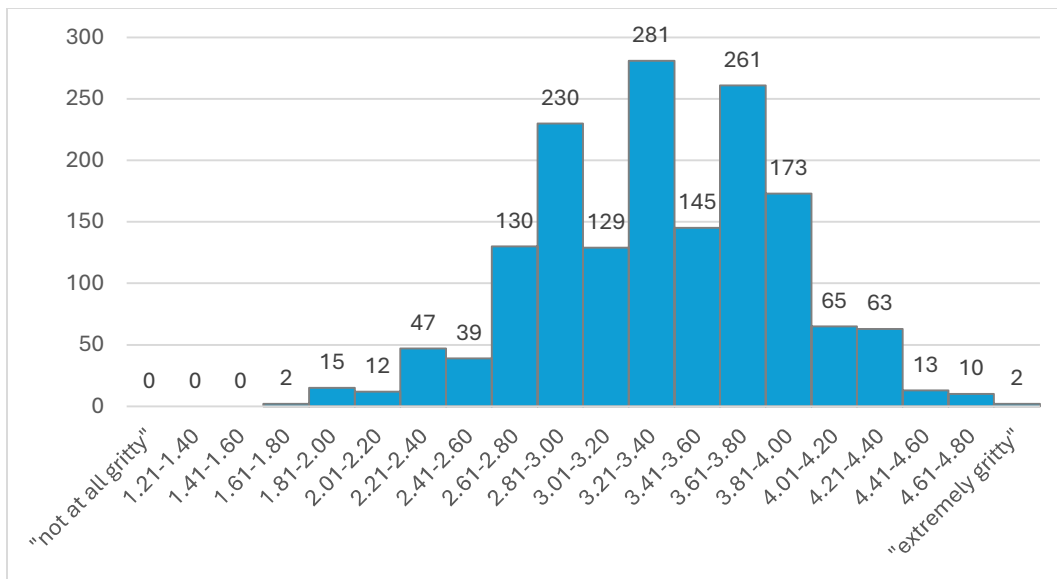
Question 9: Please rate yourself on the following scales



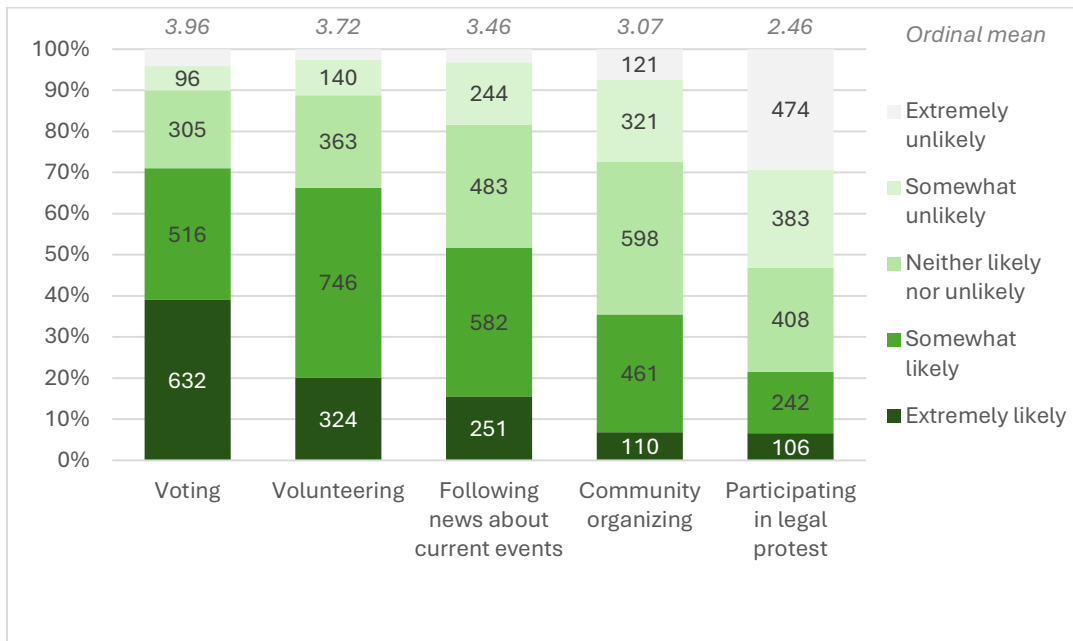
Question 10: Please rate yourself on the following scales



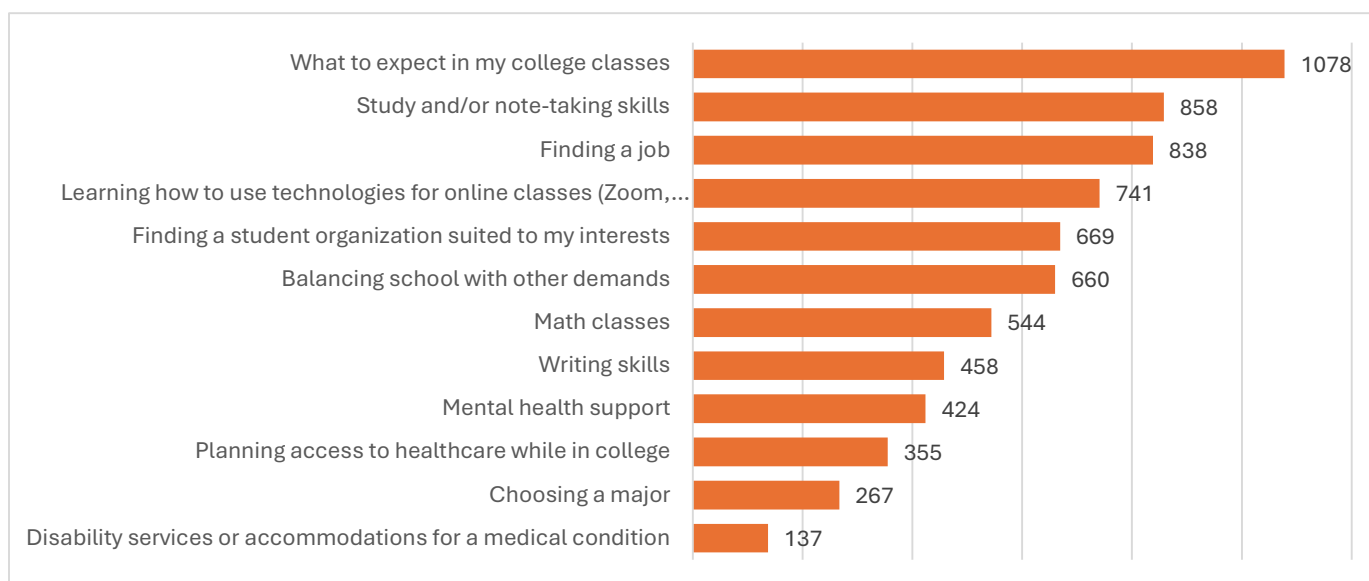
These 8 questions contribute to the Grit-S scale, which measures individuals' tendency to sustain interest in and effort toward very long-term goals¹. Following is the distribution of respondents' grit scores:



Question 11: How likely are you to participate in:

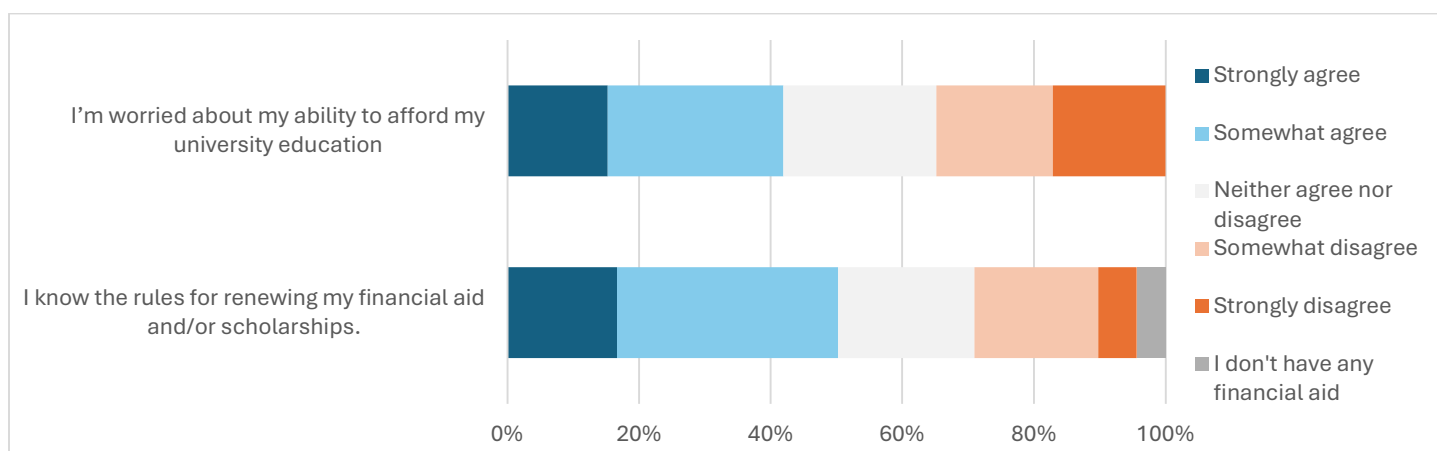


Question 12: I would like help with / information about:



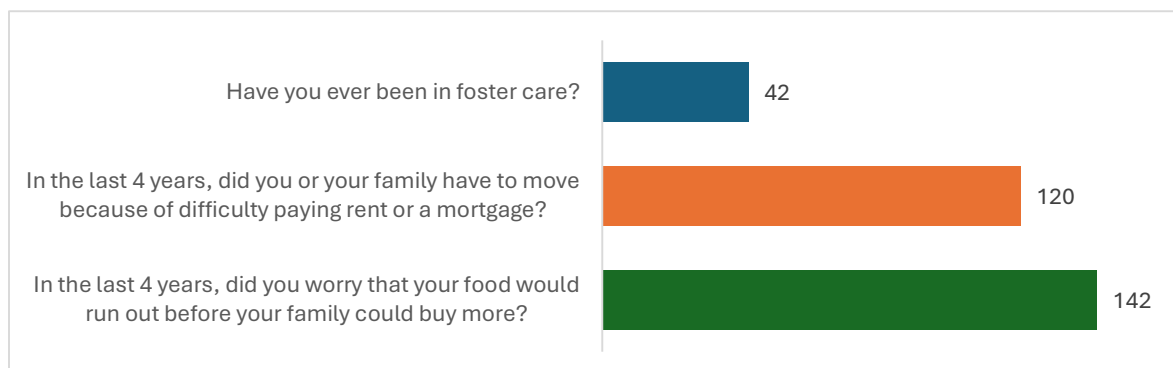
All students who indicated a need in these items have received email feedback directing them to additional resources and indicating whom to contact for further help. Lists of the students have also been distributed to the pertinent GVSU offices.

Questions 13 & 14: Financial aid

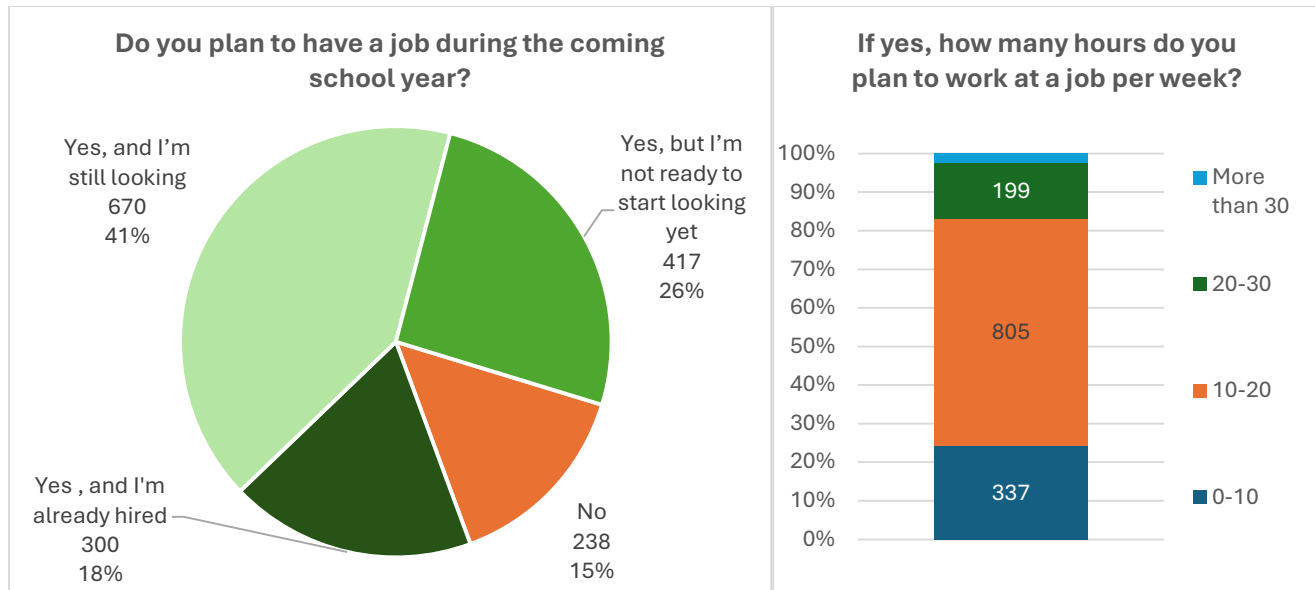


Students who indicated concern on either of these items have received a follow-up contact from the Office of Financial Aid.

Questions 15-17: Foster care and food and housing insecurity



Questions 18 & 19: Employment plans



ⁱ [Duckworth, A. L., & Quinn, P. D. \(2009\). Development and validation of the Short Grit Scale \(Grit-S\). Journal of Personality Assessment, 91, 166-174.](#)