



GRAND VALLEY  
STATE UNIVERSITY®

# Accountability Report 2022



# Quick Facts

GVSU is the fourth largest public university in Michigan with **21,648** students

For the **13th** consecutive year

the Princeton Review Guide to Green Colleges recognized Grand Valley's strong commitments to the environment in its campus policies, programs and practices.

**GVSU IS  
RANKED  
3RD**

for number of Michigan undergraduates  
(17,010 Students)



U.S. News and World Report ranked GVSU among the “best public schools in the nation”



**25%** of Lakers participate with faculty research

**97%** of GVSU graduates who are employed full-time accepted an offer within three months of graduating

Laker athletic teams have won **28** NCAA Division II national championships  
(20 from women's teams)





# Comparative Academic Statistics for New Students

Percentage of entering first-year students with a high school GPA of 3.0 or higher (Fall 2021)

University	Percentage
University of Michigan - Ann Arbor	100%
Grand Valley State University	98%
Michigan State University	98%
University of Michigan - Dearborn	96%
Michigan Technological University	92%
Lake Superior State University	90%
University of Michigan - Flint	84%
Central Michigan University	83%
Oakland University	83%
Saginaw Valley State University	81%
Western Michigan University	81%
Wayne State University	79%
Eastern Michigan University	76%
Northern Michigan University	73%
Ferris State University	72%







# Graduation Rates



Six-year Graduation Rate: 2015 Cohort

University	Percentage
University of Michigan - Ann Arbor	100%
Michigan State University	98%
Michigan Technological University	98%
Grand Valley State University	96%
Central Michigan University	92%
University of Michigan - Dearborn	90%
Western Michigan University	84%
Oakland University	83%
Wayne State University	83%
Ferris State University	81%
Lake Superior State University	81%
Northern Michigan University	79%
Eastern Michigan University	76%
Saginaw Valley State University	73%
University of Michigan - Flint	72%





# National Rankings and Recognition

**Grand Valley was included in the 2022 list of "Best Colleges in America" by Money. Criteria for the ranking included affordability, high graduation rates and quality of education.**

**Washington Monthly included Grand Valley as one of the best universities in the country based on social mobility, research and promoting public service.**

**The Michigan Veterans Affairs Agency recognized Grand Valley with Gold Status for providing an inclusive and supportive environment for military-connected students.**

**Forbes listed Grand Valley as one of "America's Top College" for offering an excellent education at a great price and graduating high-earners.**







# Employment and Placement After Graduation

**84% of GVSU graduates are either employed or pursuing additional education.**



**A comprehensive look at employment and placement after graduation can be found in our [Destination Report](#)**





# 2022 Fall Headcount

University	Population
University of Michigan - Ann Arbor	51,225
Michigan State University	50,023
Wayne State University	23,788
Grand Valley State University	21,648
Western Michigan University	17,032
Oakland University	16,108
Central Michigan University	14,540
Eastern Michigan University	14,018
Ferris State University	10,043
University of Michigan - Dearborn	8,224
Saginaw Valley State University	7,147
Michigan Technological University	7,073
Northern Michigan University	6,970
University of Michigan - Flint	5,985
Lake Superior State University	1,579







# Michigan Undergraduate Resident Headcount



University	Population (2022)
Michigan State University	32,509
University of Michigan - Ann Arbor	17,032
Grand Valley State University	17,010
Wayne State University	15,504
Oakland University	12,473
Eastern Michigan University	11,600
Western Michigan University	10,582
Central Michigan University	10,385
Ferris State University	8,897
Saginaw Valley State University	6,372
University of Michigan - Dearborn	5,738
Northern Michigan University	4,870
Michigan Technological University	4,645
University of Michigan - Flint	4,389
Lake Superior State University	1,579

Source: HEIDI

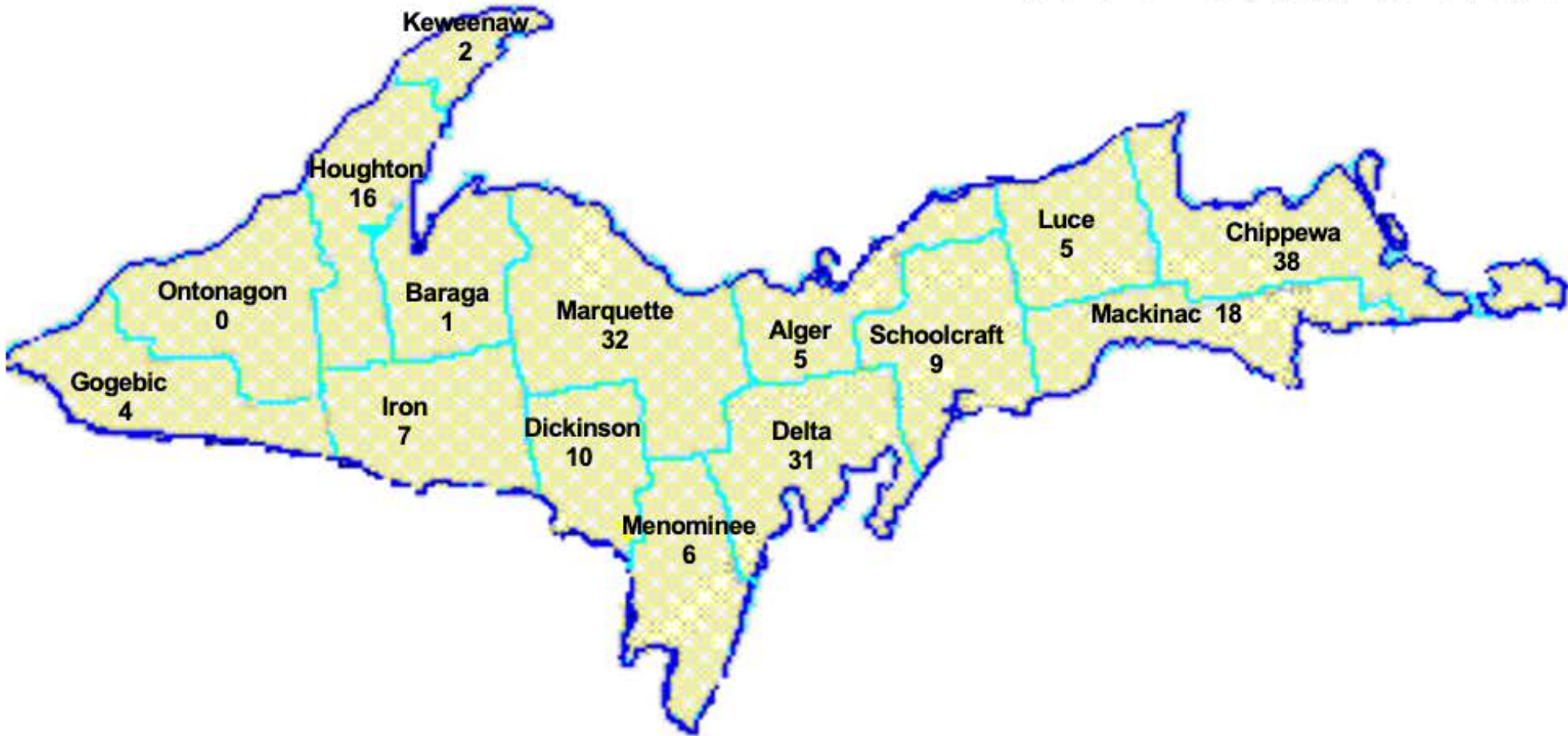




# Geographic Origin

GRAND VALLEY STATE UNIVERSITY  
ALLENDALE, MI 49401

GEOGRAPHIC ORIGIN  
FALL SEMESTER 2022



SOUTHWESTERN	9,974
SOUTHEASTERN	8,145
NORTHERN LOWER	1,022
UPPER PENINSULA	184
MICHIGAN RESIDENTS	19,325
OTHER STATES	1,740
OTHER COUNTRIES	583
TOTAL	21,648







# First-Time Student Annual Tuition



University	Cost (2022-23)
Michigan Technological University	\$17,608
University of Michigan - Ann Arbor	\$16,736
Michigan State University	\$15,192
Wayne State University	\$14,925
Eastern Michigan University	\$14,810
Oakland University	\$14,573
University of Michigan - Dearborn	\$14,320
Ferris State University	\$14,010
Grand Valley State University	\$13,952
Western Michigan University	\$13,950
Lake Superior State University	\$13,840
Central Michigan University	\$13,650
University of Michigan - Flint	\$13,524
Northern Michigan University	\$12,913
Saginaw Valley State University	\$11,565

Source: University Budget Office Analysis





# Financial Aid

## Financial Aid Available to GVSU Students 2021-22

Aid Type	Amount Available
Need-Based Grants	\$48,138,708.38
Merit Scholarships	\$61,635,027.08
Loans	\$147,607,919.00
Work Study	\$1,122,457.00
Total	\$265,983,847.72



Source: GVSU Office of Financial Aid & Scholarships





# Net Cost of Tuition for a Typical GVSU Student



Description	Cost
Tuition (2022-2023)	\$13,952
Average Gift Aid	\$6,745
Average Net Cost	\$7,207

Source: GVSU Office of Financial Aid & Scholarships





# Student Loan Default Rate



Fiscal year 2019 Cohort Default Rate

University	Default Rate
University of Michigan - Ann Arbor	0.2
Michigan State University	0.8
Grand Valley State University	0.9
Michigan Technological University	0.9
University of Michigan - Dearborn	0.9
Central Michigan University	1.2
Oakland University	1.2
Lake Superior State University	1.3
Wayne State University	1.5
Ferris State University	1.6
Saginaw Valley State University	1.7
University of Michigan - Flint	1.7
Northern Michigan University	1.8
Western Michigan University	2.0
Eastern Michigan University	2.3

Source: U.S. Department of Education





# State Appropriation per Student

University	2018-19	2019-20	2020-21	2021-22	2022-23
Lake Superior State University	\$7,274	\$7,865	\$8,450	\$8,857	\$9,475
Wayne State University	\$8,990	\$8,999	\$9,254	\$8,857	\$9,368
Michigan Technological University	\$7,513	\$7,629	\$7,929	\$7,818	\$8,142
Northern Michigan University	\$6,971	\$7,286	\$7,498	\$7,239	\$7,797
University of Michigan - Ann Arbor	\$7,014	\$6,889	\$7,041	\$6,623	\$6,842
Western Michigan University	\$5,699	\$5,802	\$6,126	\$6,127	\$6,655
Michigan State University	\$6,231	\$6,276	\$6,489	\$6,096	\$6,332
State Average	\$5,613	\$5,715	\$5,974	\$5,831	\$6,235
Ferris State University	\$4,725	\$4,980	\$5,399	\$5,545	\$6,127
Eastern Michigan University	\$4,603	\$4,813	\$5,315	\$5,541	\$6,052
Central Michigan University	\$4,329	\$4,565	\$4,972	\$5,288	\$5,849
Saginaw Valley State University	\$3,869	\$4,142	\$4,312	\$4,292	\$4,688
University of Michigan - Flint	\$3,719	\$3,824	\$4,077	\$3,977	\$4,276
University of Michigan - Dearborn	\$3,777	\$3,737	\$3,819	\$3,718	\$4,045
Grand Valley State University	\$3,152	\$3,263	\$3,401	\$3,375	\$3,837
Oakland University	\$2,957	\$3,069	\$3,199	\$3,113	\$3,649

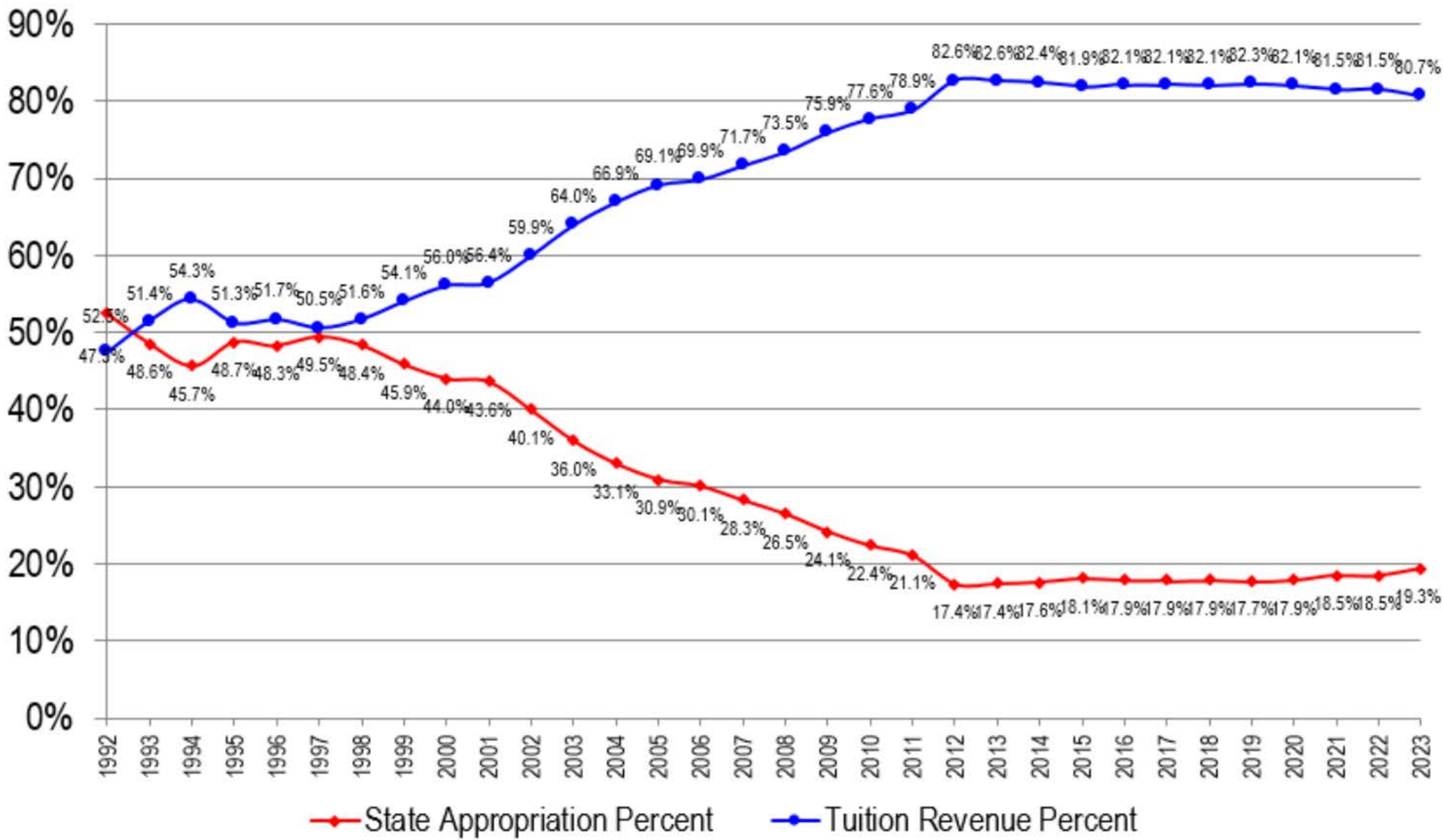
Source: 2018-2022 HEIDI, 2022-23 State Appropriations Bill

Note: 2020-21 and 2021-22 State Appropriation per FYES includes one-time allocation of 3.9% for 2020-21 and 1% for 2021-22 that were approved in September 2021





# Ratio of State Aid vs. Tuition at Grand Valley



Source: HEIDI --1992-2022 Actual, 2023 Budget

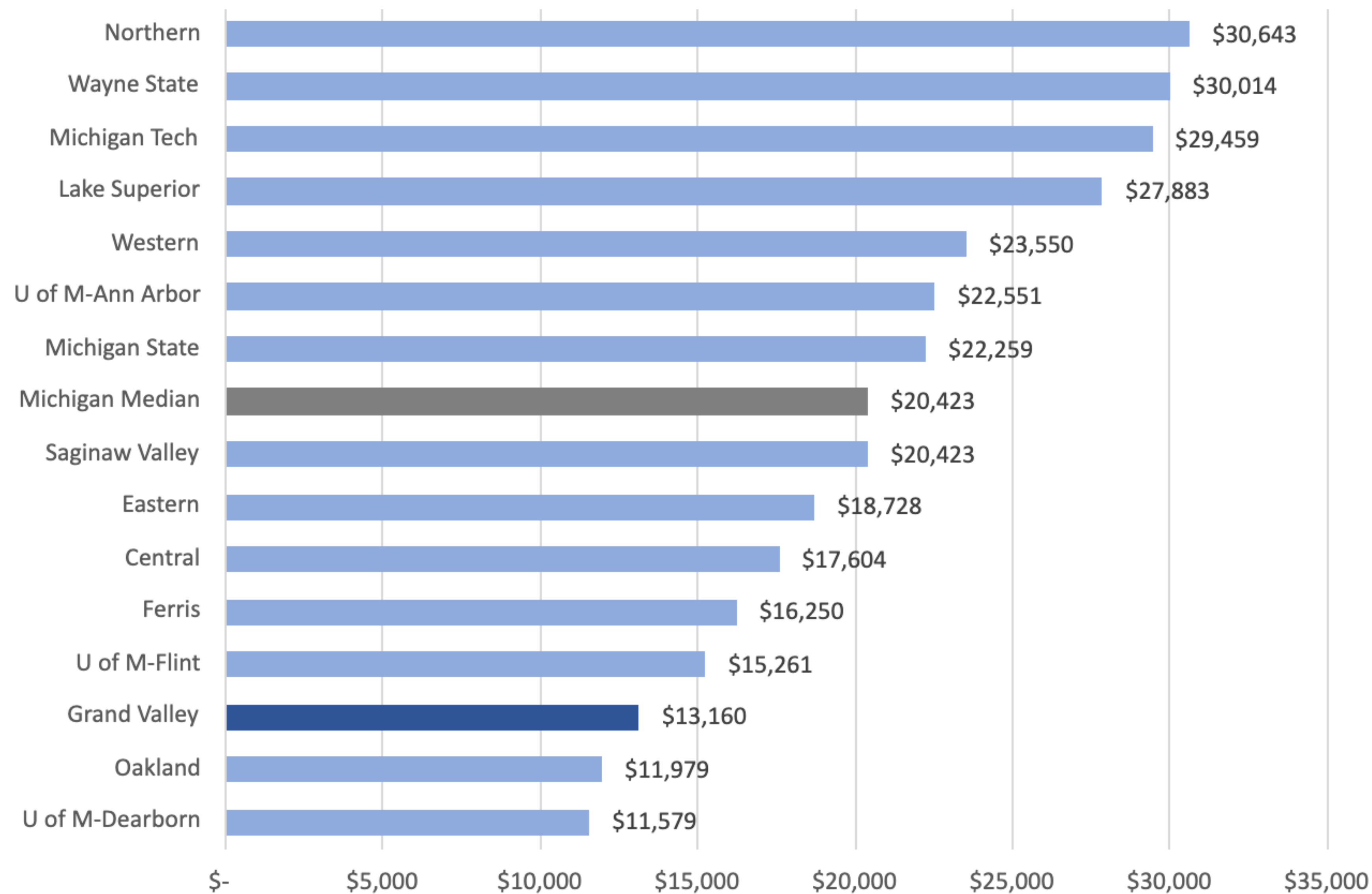
Note: State appropriation noted above includes one-time allocations of 3.9% for 2021 and 1% for 2022





# State Aid per Degree

## Appropriation Per Degree 2021







# Environmental Sustainability

**For the 13th consecutive year, the Princeton Review Guide to Green Colleges recognized Grand Valley's strong commitments to the environment in its campus policies, programs and practices.**

**Grand Valley was rated a top performer on the 2022 Sustainable Campus Index, earning gold status from the Association for the Advancement of Sustainability in Higher Education. Criteria covered five overall areas: academics, engagement, operations, planning and administration, and innovation and leadership.**

**During one week in September, campus community members collected 1.51 tons of garbage from the Grand River during a Making Waves event. The university-wide initiative explored and investigated the many ways that water touches lives, from being essential for life to defining GVSU in relation to the Grand River and Lake Michigan.**

**Over the past 15 years, Grand Valley has decreased consumption:**

**Electric: 28%**

**Gas: 19%**

**Water: 72%**







# Bus Partnership

## 2022 Rides, Miles Saved, and Operating Costs Based on IRS Rate

Route	Rides	Miles Saved	Auto Operating Costs Saved
37	177,239.00	270,289.48	\$158,119.34
48	239,337.00	331,481.75	\$193,916.82
LL WKND	41,703.03	558,820.54	\$326,910.01
LL	570,111.90	7,639,499.51	\$4,469,107.22
85	19,626.00	29,439.00	\$17,221.82
Total	1,048,017	8,829,530.27	\$5,165,275.21







# Private Giving to Grand Valley

Thanks to the generosity of more than 11,000 donors in the 2021/2022 fiscal year, more than \$25 million was raised for Grand Valley students and our community. The endowment ended the fiscal year at \$168.5 million as of June 30, 2022, which was a fairly stable year despite market fluctuations. Thanks to 20 new endowed funds, including 14 new donor-funded scholarships, thousands of students were supported by private gifts this year. The number of new donors continues to broaden the base of support for the university, especially among alumni donors. As Grand Valley continues to innovate and lead the transformation of higher education for tomorrow’s learners, we rely on donor support, and we thank you for all you do for Grand Valley students and our community.

Complete [Annual Report](#)

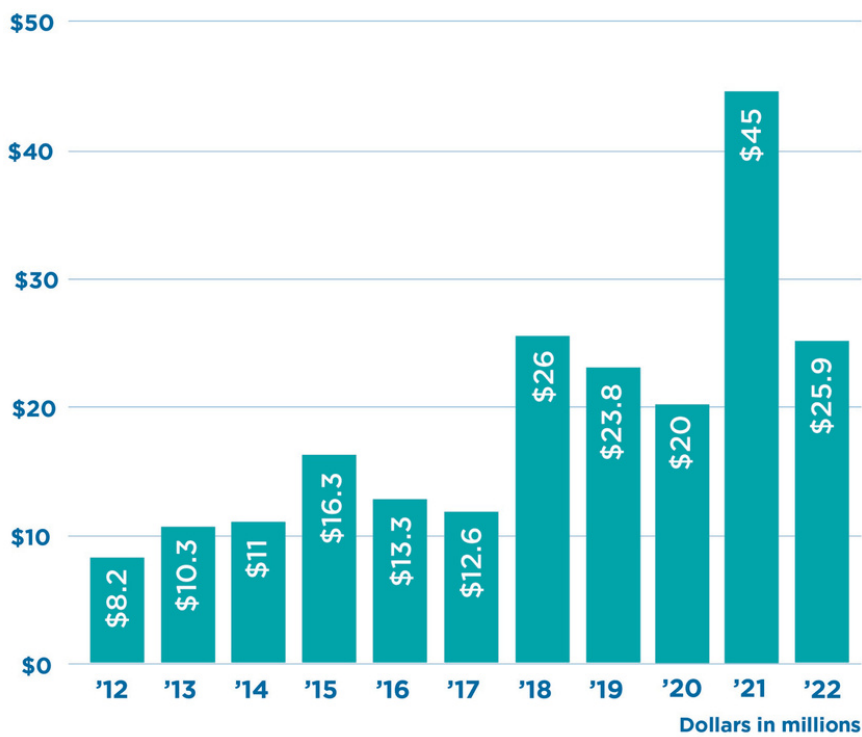
NEW DONORS



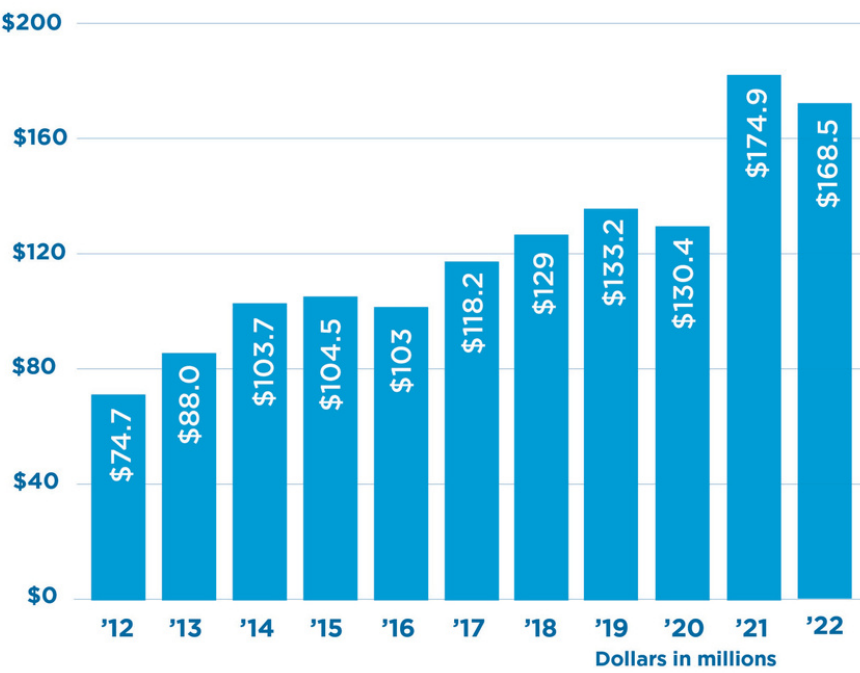
TOTAL DONORS



OVERALL PRIVATE GIVING



ENDOWMENT FUND



\* Source: University Development (FRR) which includes gifts, pledges, program partner investments, and gifts in kind to WGVU and Grand Valley State University. Gifts and pledges received by Grand Valley State University and the Grand Valley University Foundation total \$16.9 million this year and program partner investments total \$9.6 million. Though not reflected in the above totals, an additional \$983,000 was received in support of research activities via the Office of Sponsored Research.

TOGETHER YOU GAVE







# Grand Valley Construction 2022

## Construction Investment by County, 2022

County	Investment
Kent	\$14,693,822
Muskegon	\$66,805
Ottawa	\$22,027,506
Wayne	\$520,543
Total	\$37,308,675



Total Jobs Created: 717

Source: GVSU Facilities Planning





# Reach Higher 2025

**Reach Higher 2025 is Grand Valley's shared mission and vision through 2025 and beyond. Through three key commitments, Lakers are joining together to Reach Higher and make an impact on the communities and societies of which they are an integral part.**

**Three commitments:**

- **An empowered educational experience**
- **A lifetime of learning**
- **A culture of educational equity**



**[gvsu.edu/reachhigher2025](https://gvsu.edu/reachhigher2025)**