


Padnos International Center

HEALTH





Before You Leave

Insurance

Vaccines & Meds

Emergency Contacts





Health Insurance



"GVSU requires all students participating in an approved credit-bearing overseas activity to be covered under the Chubb International Insurance Plan. Accident and sickness insurance is something that most of us don't spend a lot of time thinking about until it is needed, but it is a very important part of the planning process."
(GVSU PIC)



Health Insurance



**The cost of coverage — Included in the Program Fee — is \$1.91 per day.
Rate changes may apply due to PIC's policy renews.**



International SOS



Assistance App

Medical insurance while abroad

You will be given an insurance card upon request.

All students **MUST** download the app prior to going abroad

Account Setup

Almost done. Confirm your profile details to create your account.

You will only have to do this once.

First Name *

Sydney

(As it appears on your passport)

Last Name *

Bunk

(As it appears on your passport)

Preferred Name

Enter your preferred name

Organization *

Grand Valley State University

Membership Number *

398GDA962014



Home Location *?

United States

(Country/Territory of Residence)

1. Fill out account with GVSU email

2. Make sure your membership number is the same as the photo

3. Check off "I am an International assignee or student currently living in:"

4. Fill out the name of the country you will be going to

5. Complete the rest form with your information

Membership Number *

398GDA962014

Home Location *?

United States

(Country/Territory of Residence)

I am an International assignee or student currently living in:



Spain

Mobile Phone *

123456789

Add + Country Code Prefix (e.g. +1 #####).
Do not use spaces.

Personal Phone

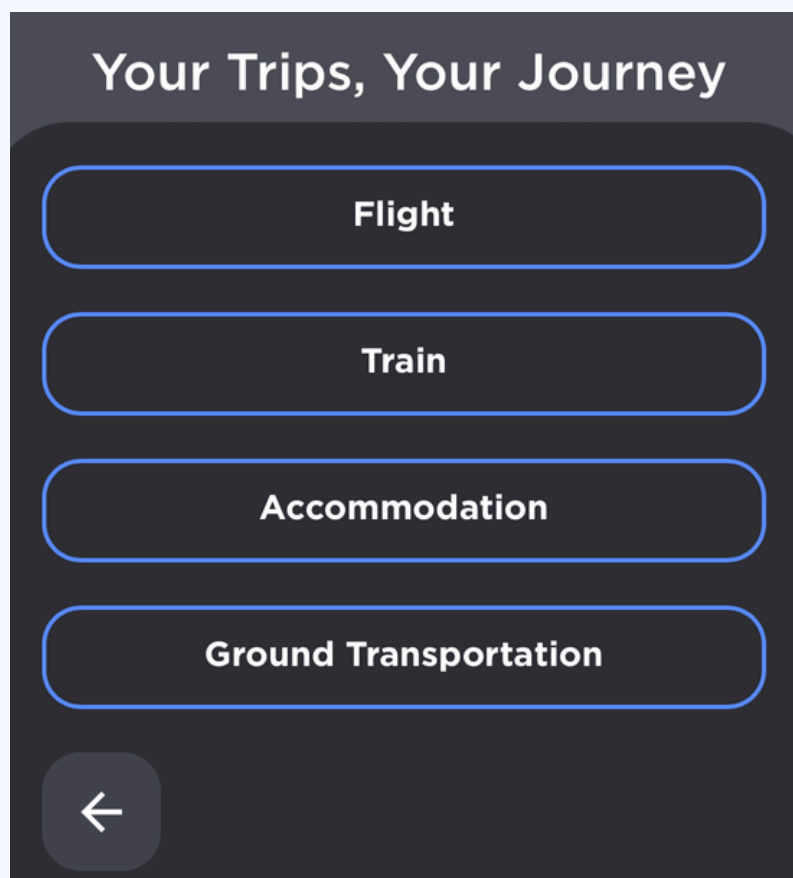
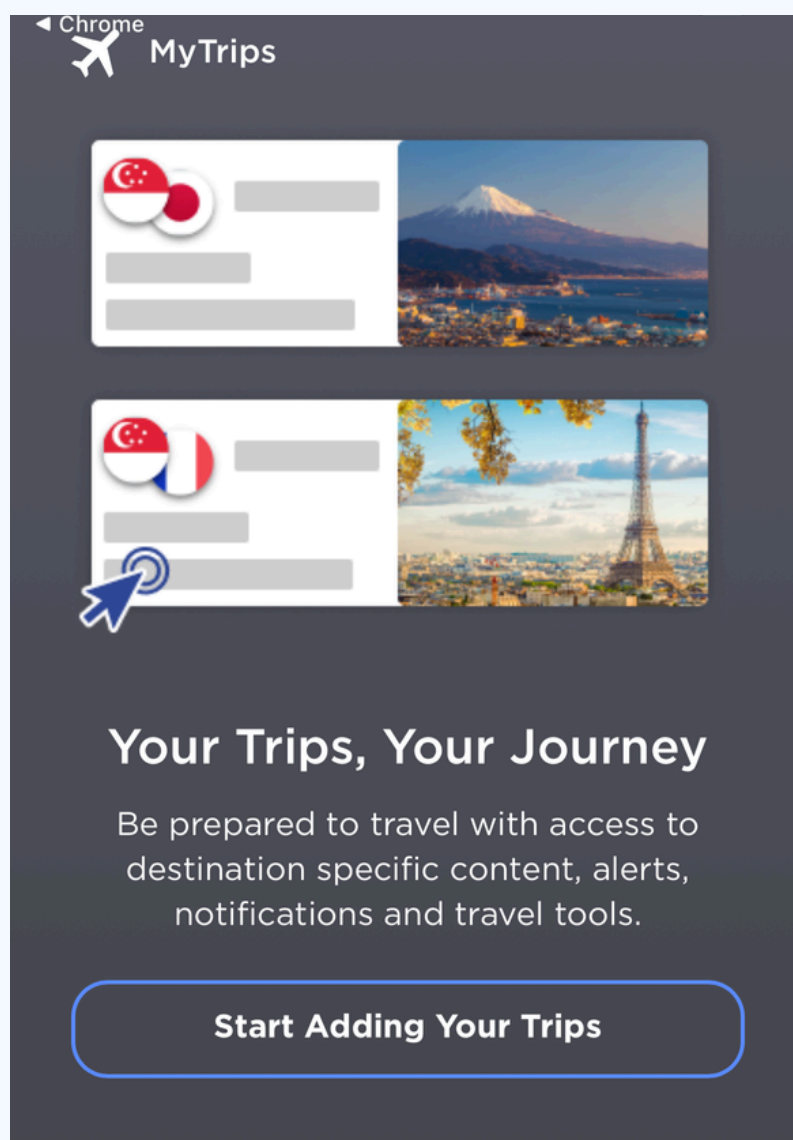
Enter your Personal Phone

Add + Country Code Prefix (e.g. +1 #####).
Do not use spaces.

Secondary Email

Enter your Secondary Email

An email will be sent to this email address with a verification link.

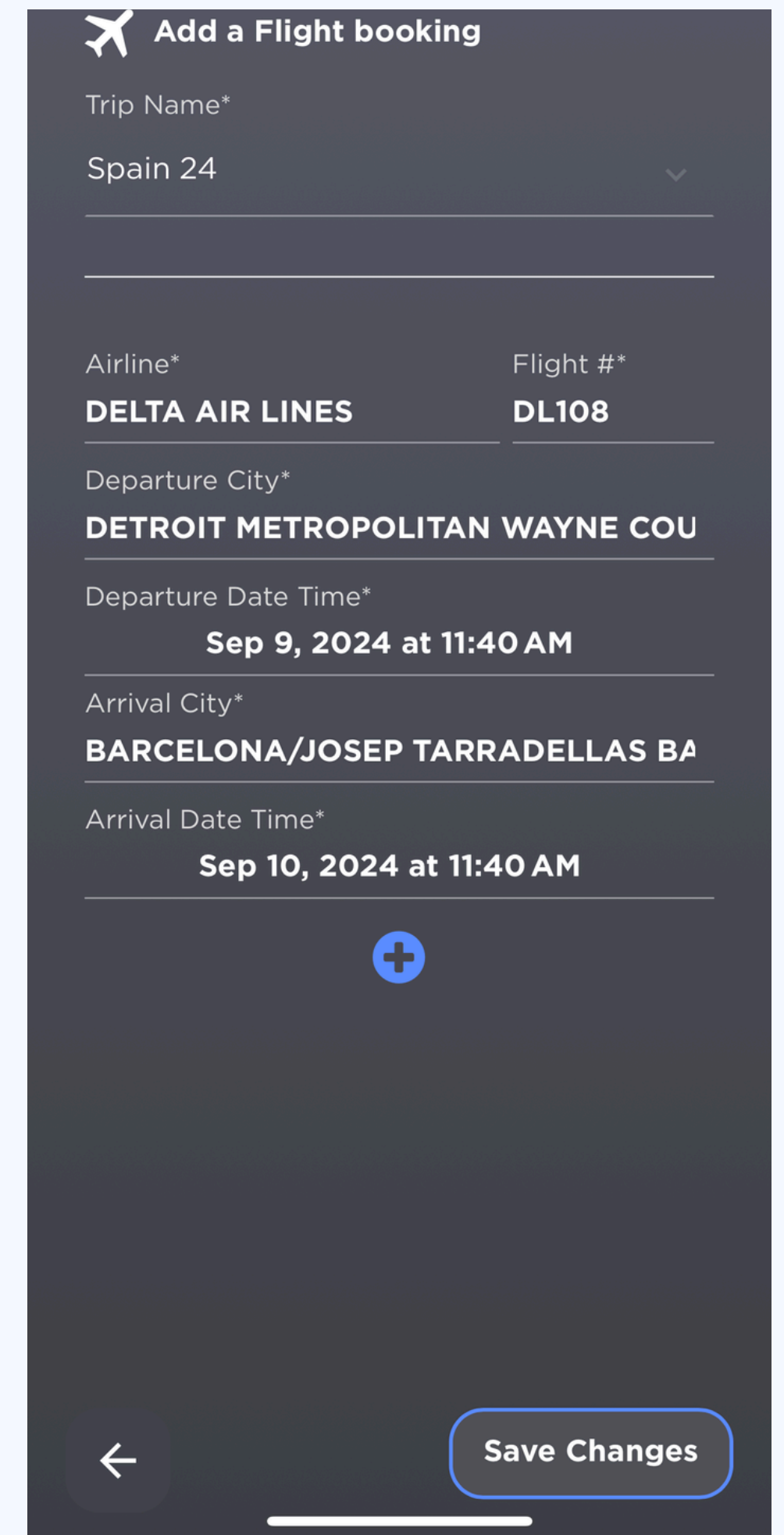


6. Click on "My Trips" and "Start Adding Your Trips"

7. Click on your mode of transportation to your destination

8. Add all of your transportations details

9. Save Changes and you're done!






Vaccines



Receive recommended vaccinations

**Keep printed documentation of
vaccine history**



Bringing Meds



Bring more than amount needed of prescription medicine

Check if medication is legal in the country(ies) you are visiting.

Bring proper documentation required by country

Discussing medical strategies with your health provider

Emergency Contact Form

Make sure emergency contacts are correct
and up to date

Input emergency contacts into your phone
or carry a copy of them with you

