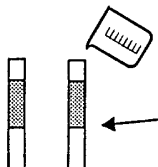


Nitrate-Nitrogen (Color Wheel)

Wear Safety Goggles!

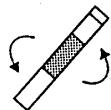
1. Collect water sample from Top bottle (on back deck) in a sample cup.

2. Using the water in the sample cup fill BOTH clear tubes with water up to the bottom of the frosted area on the tube.

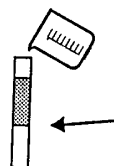


3. Put a stopper in both tubes and shake the tube very hard.

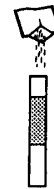
4. Take out stopper from both tubes and pour water down the drain.



5. Using the water in the sample cup fill tube #1 with water to the bottom of the frosted area on the tube.



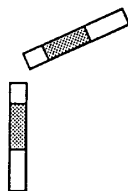
6. Take one *NitraVer6* Powder Packet and pour powder into the tube #1.



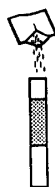
7. Put a stopper in this tube and shake the tube gently for 3 minutes.

8. After shaking the tube set it on the table and leave it for 30 seconds.

9. Take stopper out of tube #1 and slowly pour water from tube into tube #2.

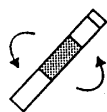


10. Take one *NitriVer3* Powder Packet and pour powder into the tube #2.

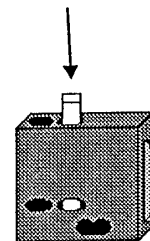


11. Put a stopper in this tube and shake the tube gently for 30 seconds.

12. After shaking the tube set it on the table and leave it for 10 minutes.

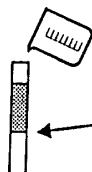


13. Take the tube #2 and place in the right side of the color wheel box.

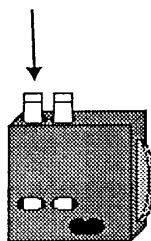


14. Take the tube #1 and rinse it two times with the water in the squirt bottle into the CHEMICAL WASTE container.

15. After rinsing twice fill this empty tube with water up to the bottom of the frosted area on the tube.

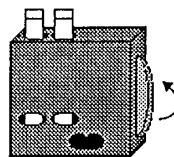


16. Put a stopper in tube #1 and place it in the left side of the color wheel box.



17. Hold the box out toward the window and in front of you.

18. Spin the wheel on the side of the box until the colors match.



19. Read the number that appears in the bottom window of the box.

20. CLEAN-UP! Pour water from both tubes into the CHEMICAL WASTE container and rinse twice.

21. Pour water from sample cup down the drain. Throw used Powder Pillow packets into the trash.