


Fall 2020

GVSU Art Gallery.




Visual

Thinking  
Activity

*Levels of Knowledge*  
Ed Wong-Ligda  
Oil on canvas  
2005.329.1

# Visual Thinking Strategy

VTS is an inquiry-based teaching method that improves your ability to describe, analyze, and interpret imagery and information through observing and discussing visual art.



*Oh That We Could Shed Our Skin And Begin Again*  
Beverly Adams  
2018.10.1





# LEARNING OUTCOMES

## CLOSE LOOKING

Slow down and search for small details.

## CRITICAL THINKING

Combine what you see with what you already know to develop understanding.

## EMPATHY

Listen to and consider the observations of others in group conversation.

# Step-by-Step




## OBSERVE

Look closely at the artwork.  
Notice small details and the  
relationships between objects.



## DISCUSS

Name what you see and what  
you think is happening in the  
artwork.



## RECONSIDER

Listen to the observations of  
your classmates and consider  
their perspective.





What's going  
on here?

---

What do you  
see that makes  
you say that?

---

What more can  
we find?

*Untitled (Jazz Band)*  
Stewart Ashlee  
Oil on board  
2019.68.7

GVSU Art Gallery

