



**COLLEGE OF EDUCATION
AND COMMUNITY
INNOVATION**

GRAND VALLEY STATE UNIVERSITY®

2024 - 2025 Alumni Year-Out Employment Data

Data from the Michigan Department of Education (MDE)

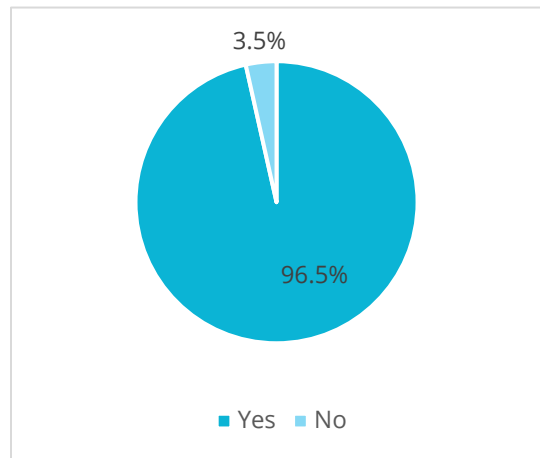
Responses from GVSU Fall 2023 and Winter 2024 Program Completers (N = 57).

Contents

Did you obtain employment in a school setting?.....	2
Did you obtain employment within Michigan?	2
Did you obtain or continue employment in the school district where you completed your internship/alternative route placement (i.e. student teaching, residency program)?.....	3
Did you obtain employment in a teaching position?.....	3

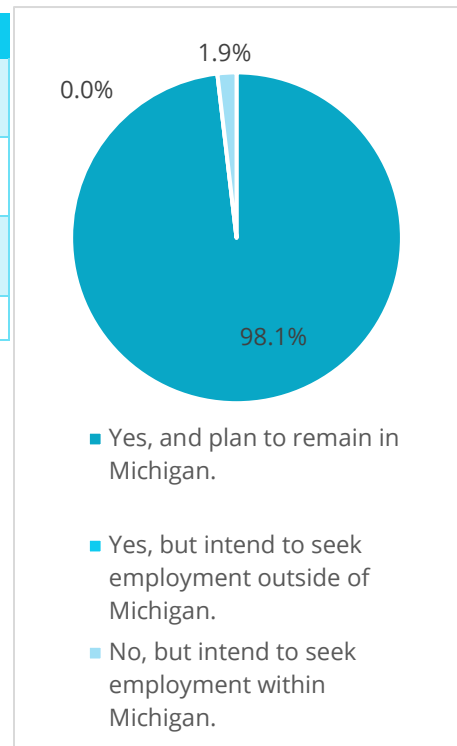
Did you obtain employment in a school setting?

	Number	Percentage
Yes	55	93.5%
No	2	6.5%
Total	57	100%



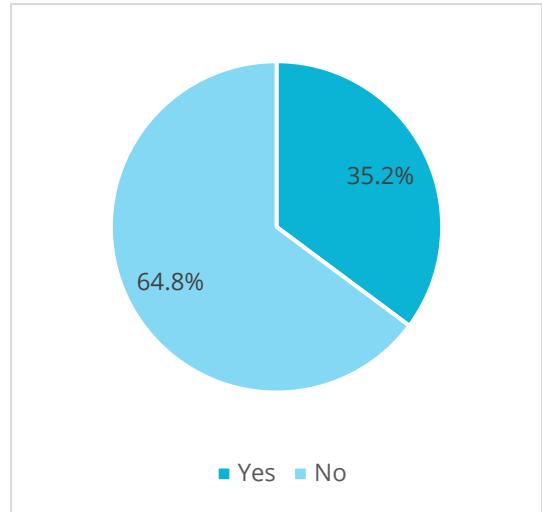
Did you obtain employment within Michigan?

	Number	Percentage
Yes, and plan to remain in Michigan.	53	95.3%
Yes, but intend to seek employment outside of Michigan.	0	2.3%
No, but intend to seek employment within Michigan.	1	2.3%
Total	54	100%



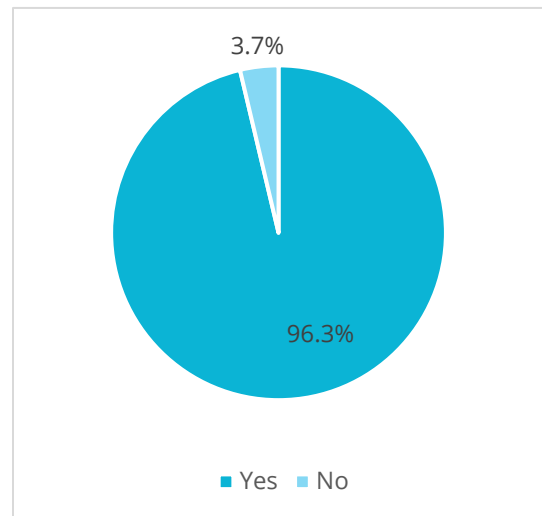
Did you obtain or continue employment in the school district where you completed your internship/alternative route placement (i.e. student teaching, residency program)?

	Number	Percentage
Yes	19	34.9%
No	35	65.1%
Total	54	100%



Did you obtain employment in a teaching position?

	Number	Percentage
Yes	52	97.7%
No	2	2.3%
Total	54	100%



NOTE: N = 57. MDE Survey conducted in 2025. Data distributed by MDE in 2025.
Data analyzed by Grand Valley State University CECEI Office of Certification and Accreditation.