

Graduate Student Survey Responses

2023-2024

Graduate students are given a satisfaction survey upon degree completion. This document provides a summary and in-depth look at advanced degree programs.

Contents

Adult and Higher Education: 2023-24 Graduate Exit Survey Results	2
Educational Leadership: 2023-24 Graduate Exit Survey Results	23
Instruction and Curriculum- Elementary Education: 2023-24 Graduate Exit Survey Results.....	43
Educational Technology/Learning Design and Technology 2023-24.....	63
Literacy Studies: 2023-24 Graduate Exit Survey Results	180
School Counseling: 2023-24 Graduate Exit Survey Results	200
Educational Leadership – Special Education Administration 2023-24	221
Special Education: 2023-24 Graduate Exit Survey Results	342

Adult and Higher Education: 2023-24 Graduate Exit Survey Results

Q1 - Did you receive your undergraduate degree from GVSU?

#	Answer	%	Count
1	Yes	71.43%	5
2	No	28.57%	2
	Total	100%	7

Q2 - Which graduate degree program did you/will you complete?

#	Answer	%	Count
1	Accounting (MSA)	0.00%	0
2	Applied Linguistics (MA)	0.00%	0
3	Athletic Training (MAT)	0.00%	0
4	Audiology (AuD)	0.00%	0
5	Biology (MS)	0.00%	0
6	Biomedical Sciences (MHS)	0.00%	0
7	Biostatistics (PSM)	0.00%	0
8	Business Administration (MBA)	0.00%	0
9	Cell and Molecular Biology	0.00%	0
10	Clinical Dietetics (MS)	0.00%	0
12	Criminal Justice (MS)	0.00%	0
13	Data Science and Analytics (PSM)	0.00%	0
14	Education (MEd)	100.00%	7
15	Education Specialist in Leadership (EdS)	0.00%	0
16	Engineering (MSE)	0.00%	0
17	English (MA)	0.00%	0
18	Health Administration (MHA)	0.00%	0
19	Health Informatics and Bioinformatics (PSM)	0.00%	0
20	Medical Dosimetry (MS)	0.00%	0
21	Nursing (MSN)	0.00%	0

22	Nursing (DNP)	0.00%	0
23	Occupational Therapy (MS)	0.00%	0
24	Occupational Therapy (DrOT)	0.00%	0
25	Philanthropy and Nonprofit Leadership (MPNL)	0.00%	0
26	Physical Therapy (DPT)	0.00%	0
27	Physician Assistant Studies (MPAS)	0.00%	0
28	Public Administration (MPA)	0.00%	0
29	Public Health (MPH)	0.00%	0
30	School Psychology (PsyS)	0.00%	0
31	Social Innovation (MA)	0.00%	0
32	Social Work (MSW)	0.00%	0
33	Speech-Language Pathology (MS)	0.00%	0
34	Communications (MS)	0.00%	0
35	Taxation (MST)	0.00%	0
36	Cybersecurity	0.00%	0
37	Applied Computer Science/Computer Information Systems	0.00%	0
38	Applied Statistics	0.00%	0
40	Recreational Therapy (MS)	0.00%	0
42	Water Resource Policy (MS)	0.00%	0
	Total	100%	7

Q8 - Which M.Ed. program did you complete?

#	Answer	%	Count
2	Higher Education - Adult and Higher Education	28.57%	2
3	Higher Education - College Student Affairs Leadership (CSAL)	71.43%	5
	Total	100%	7

Q12 - What were you doing before enrolling in graduate school? (select all that apply)

#	Answer	%	Count
1	Completing my undergraduate degree	42.86%	3
2	Completing a different graduate degree	0.00%	0
3	Employed in a field related to my current degree program	57.14%	4
4	Employed in a field unrelated to my current degree program	0.00%	0
5	Other	0.00%	0
	Total	100%	7

Q13 - Why did you decide to pursue a graduate degree? (please choose your primary reason)

#	Answer	%	Count
1	Career advancement	71.43%	5
2	Career change	0.00%	0
3	Personal desire to continue education	0.00%	0
4	Required in my professional field	14.29%	1
5	Other:	14.29%	1
	Total	100%	7

Couldn't Pass my teaching license exam
--

Q14 - Please rate the following dimensions of your graduate degree program.

#	Question	Excellent		Very Good		Good		Fair		Poor		Total
1	Intellectual quality of the faculty	71.43%	5	28.57%	2	0.00%	0	0.00%	0	0.00%	0	7
2	Intellectual quality of my fellow graduate students	28.57%	2	28.57%	2	14.29%	1	28.57%	2	0.00%	0	7
3	Relationship between faculty and graduate students	42.86%	3	57.14%	4	0.00%	0	0.00%	0	0.00%	0	7
4	Program's ability to integrate recent developments in my field	71.43%	5	28.57%	2	0.00%	0	0.00%	0	0.00%	0	7
5	Program space and facilities	42.86%	3	57.14%	4	0.00%	0	0.00%	0	0.00%	0	7
6	Overall quality of graduate level instruction by faculty	42.86%	3	57.14%	4	0.00%	0	0.00%	0	0.00%	0	7

7	Level of academic challenge	28.57%	2	57.14%	4	14.29%	1	0.00%	0	0.00%	0	7
8	Helpfulness of staff members in my unit/program	42.86%	3	57.14%	4	0.00%	0	0.00%	0	0.00%	0	7
9	Opportunity to interact with disciplines outside your degree program	28.57%	2	28.57%	2	14.29%	1	28.57%	2	0.00%	0	7
10	Academic standards in my program	42.86%	3	57.14%	4	0.00%	0	0.00%	0	0.00%	0	7
11	Overall program quality	28.57%	2	71.43%	5	0.00%	0	0.00%	0	0.00%	0	7

Q15 - Which of the following experience(s) did you complete as part of your degree program? (select all that apply)

#	Answer	%	Count
1	Clinical case report	0.00%	0
2	Clinical rotation	0.00%	0
3	Internship or Practicum or Fieldwork	45.45%	5
4	Thesis or Dissertation	0.00%	0
5	Research project (group or individual)	54.55%	6
6	Systematic review	0.00%	0
7	None	0.00%	0
	Total	100%	11

Q16 - Please rate the experiences that you selected in the previous question (e.g. clinical case report, clinical rotation, internship or practicum or fieldwork, thesis or dissertation, research project, systematic review):

#	Question	Excellent		Very Good		Good		Fair		Poor		Total
1	Clarity of deadlines and expectations	42.86%	3	57.14%	4	0.00%	0	0.00%	0	0.00%	0	7
2	Availability of mentorship	42.86%	3	57.14%	4	0.00%	0	0.00%	0	0.00%	0	7
3	Timeliness of feedback from faculty	28.57%	2	71.43%	5	0.00%	0	0.00%	0	0.00%	0	7
4	Availability of research materials and equipment	57.14%	4	42.86%	3	0.00%	0	0.00%	0	0.00%	0	7
5	Overall quality of your experience	42.86%	3	42.86%	3	0.00%	0	14.29%	1	0.00%	0	7

Q17 - Did you seek statistical consulting help to complete the experiences (e.g. clinical case report, clinical rotation, internship or practicum, thesis or dissertation, research project, systematic review) you selected?

#	Answer	%	Count
1	Yes	28.57%	2
2	No	71.43%	5
	Total	100%	7

Q18 - From whom did you seek statistical consulting help? (select all that apply)

#	Answer	%	Count
1	Statistical Consulting Center	0.00%	0
2	Faculty member	25.00%	1
3	Another student	50.00%	2
4	Other	0.00%	0
5	Faculty advisor	25.00%	1
	Total	100%	4

Q19 - How helpful was the Statistical Consulting Center?

#	Answer	%	Count
1	Very helpful	0.00%	0
3	Helpful	0.00%	0
4	Somewhat helpful	0.00%	0
5	Not very helpful	0.00%	0
	Total		0

Q20 - How could statistical consulting help be improved to help you be successful in your program?

How could statistical consulting help be improved to help you be successful in your program?
n/a

Q21 - Did you seek assistance with writing for the experiences you selected (e.g. clinical case report, clinical rotation, internship or practicum, thesis or dissertation, research project, systematic review)?

#	Answer	%	Count
1	Yes	57.14%	4
3	No	42.86%	3
	Total	100%	7

Q22 - From whom did you seek writing assistance? (select all that apply)

#	Answer	%	Count
1	Fred Meijer Center for Writing & Michigan Authors	0.00%	0
2	The Knowledge Market	12.50%	1
3	The Graduate School web site	25.00%	2
4	Other	0.00%	0
5	Faculty advisor	37.50%	3
6	Faculty member	25.00%	2
	Total	100%	8

Q23 - Please rate the quality of the writing assistance you received you received from the Fred Meijer Center for Writing & Michigan Authors.

#	Answer	%	Count
1	Excellent	0.00%	0
2	Very Good	0.00%	0
3	Good	0.00%	0
4	Fair	0.00%	0
5	Poor	0.00%	0
	Total		0

Q24 - How could the writing assistance be improved?

How could the writing assistance be improved?
More graduate-level writing center student workers
N/A

Q25 - Please select the type of courses you completed as a part of your graduate program? (select all that apply)

#	Answer	%	Count
1	Hybrid Courses (online and face-to-face)	38.89%	7
2	Fully Online Courses	27.78%	5
3	Traditional (face-to-face)	33.33%	6
	Total	100%	18

Q26 - How would you rate the educational quality of the online components of your course(s)?

#	Answer	%	Count
1	Excellent	57.14%	4
2	Very Good	42.86%	3
3	Good	0.00%	0
4	Fair	0.00%	0
5	Poor	0.00%	0
	Total	100%	7

Q27 - What components of the online experience could have been improved? (select all that apply)

#	Answer	%	Count
1	Clarity of assignments	20.00%	2
2	Clarity of course expectations	0.00%	0
3	Faculty communication	20.00%	2
4	Organization of software platform	0.00%	0
5	Other	10.00%	1
6	None	20.00%	2

7	Course workload expectations	30.00%	3
	Total	100%	10

Depended on the professor

Q28 - If you have a choice of course format, which would you normally prefer?

#	Answer	%	Count
1	Hybrid Courses (online and face-to-face)	100.00%	7
2	Fully Online Courses	0.00%	0
3	Traditional (face-to-face)	0.00%	0
	Total	100%	7

Q29 - Which of the following activities did you participate in during your graduate program? (select all that apply)

#	Answer	%	Count
1	Attended a professional conference	26.09%	6
2	Clinical experience	4.35%	1
3	Co-op experience	4.35%	1
4	Community engagement related to your field of study	8.70%	2
5	Field experience	17.39%	4
6	Gave in-class presentations	21.74%	5
7	Presented at a professional conference	4.35%	1
8	Held a formal leadership role in a student organization	4.35%	1
9	Participated in a learning community	0.00%	0
10	Participated in study abroad program	4.35%	1
11	Student teaching	0.00%	0
12	Other	0.00%	0
13	None	4.35%	1
	Total	100%	23

Q30 - To what degree were each of the following library services useful to your graduate studies? Please select Not Applicable if you did not know about or did not use the resource.

#	Question	Extremely useful		Very useful		Moderately useful		Slightly useful		Not useful		Total
1	Library Spaces (Study rooms, Building Use, etc)	42.86%	3	28.57%	2	28.57%	2	0.00%	0	0.00%	0	7
2	Online Chat/Email Help	25.00%	1	25.00%	1	50.00%	2	0.00%	0	0.00%	0	4
3	Physical/Print Library Materials	33.33%	2	16.67%	1	33.33%	2	16.67%	1	0.00%	0	6
4	Knowledge Market Services	25.00%	1	25.00%	1	25.00%	1	25.00%	1	0.00%	0	4
5	Library Online Databases and/or Journals	57.14%	4	42.86%	3	0.00%	0	0.00%	0	0.00%	0	7
6	Subject Librarian Meetings (Individual or Classroom)	33.33%	1	66.67%	2	0.00%	0	0.00%	0	0.00%	0	3
7	Laptop/Charger/Calculator Rentals	33.33%	1	33.33%	1	33.33%	1	0.00%	0	0.00%	0	3
8	Course/E-reserves	25.00%	1	50.00%	2	25.00%	1	0.00%	0	0.00%	0	4
9	Document Delivery/ Interlibrary Loan	50.00%	2	25.00%	1	25.00%	1	0.00%	0	0.00%	0	4
10	Computers/Printers/ Scanner	50.00%	3	33.33%	2	16.67%	1	0.00%	0	0.00%	0	6
11	Subject Guides	50.00%	2	25.00%	1	25.00%	1	0.00%	0	0.00%	0	4
12	Citation Tools	42.86%	3	42.86%	3	14.29%	1	0.00%	0	0.00%	0	7

Q31 - You indicated that an aspect of library services was "not useful." Could you tell us how we might improve the library experience?

You indicated that an aspect of library services was "not useful." Could you tell us how we might improve the library experience?

Q32 - What more would you like to tell us about your experience with library services?

What more would you like to tell us about your experience with library services?
n/a
Good. No bad experiences. All good things. Study rooms are good. Access to computers is good. Quiet spaces are good. Color printing is mostly unavailable though. Not sure why.

Q33 - Did you receive any formal academic advising during your time at GVSU?

#	Answer	%	Count
1	Yes, I sought and received academic advising	100.00%	7
2	I sought academic advising, but did not receive it	0.00%	0
3	No, I did not seek any academic advising	0.00%	0
4	I did not know academic advising was available	0.00%	0
	Total	100%	7

Q34 - From whom did you primarily seek academic advising?

#	Answer	%	Count
1	My Graduate Program Director (GPD)	28.57%	2
2	My assigned academic advisor	42.86%	3
3	A GVSU faculty member other than my GPD or assigned academic advisor	28.57%	2
4	A non-GVSU contact or service	0.00%	0
5	Other	0.00%	0
	Total	100%	7

Q35 - Please rate the quality of the academic advising you received from your GPD:

#	Answer	%	Count
1	Excellent	100.00%	2
2	Very Good	0.00%	0
3	Good	0.00%	0
4	Fair	0.00%	0
5	Poor	0.00%	0
	Total	100%	2

Q64 - Please rate the quality of the academic advising you received from your academic advisor:

#	Answer	%	Count
1	Excellent	33.33%	1
2	Very Good	66.67%	2
3	Good	0.00%	0
4	Fair	0.00%	0
5	Poor	0.00%	0
	Total	100%	3

Q36 - Please explain why you felt the quality of academic advising you received from the GPD was fair or poor (select all that apply):

#	Answer	%	Count
1	There was a lack of communication	0.00%	0
2	I was not given any guidance when we met/spoke	0.00%	0
3	I was given poor or unhelpful guidance	0.00%	0
4	The person or service was difficult to work with	0.00%	0
5	The expectations were unclear and confusing	0.00%	0
6	Other	0.00%	0
	Total		0

Q66 - Please explain why you felt the quality of academic advising you received from your academic advisor was fair or poor (select all that apply):

#	Answer	%	Count
1	There was a lack of communication	0.00%	0
2	I was not given any guidance when we met/spoke	0.00%	0
3	I was given poor or unhelpful guidance	0.00%	0
4	The person was difficult to work with	0.00%	0
5	The expectations were unclear and confusing	0.00%	0
6	Other	0.00%	0
	Total		0

Q37 - Please explain why you chose not to seek academic advising from your assigned graduate advisor (select all that apply):

#	Answer	%	Count
1	I did not know that I had an assigned graduate advisor	0.00%	0
2	I sought academic advising from my graduate advisor, but I didn't feel it was a good fit so I went with another option	0.00%	0
3	I worked with someone other than my graduate advisor during the application and admission process, and chose to continue working with that person	0.00%	0
4	Other	0.00%	0
	Total		0

Q38 - Overall, how would you rate the quality of your:

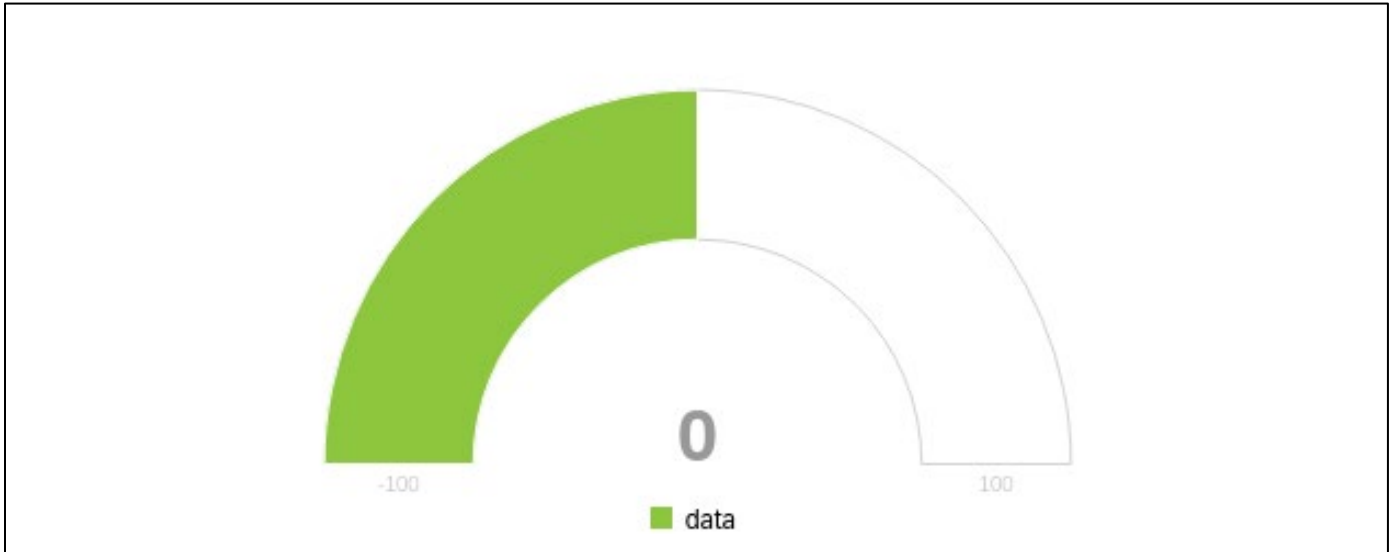
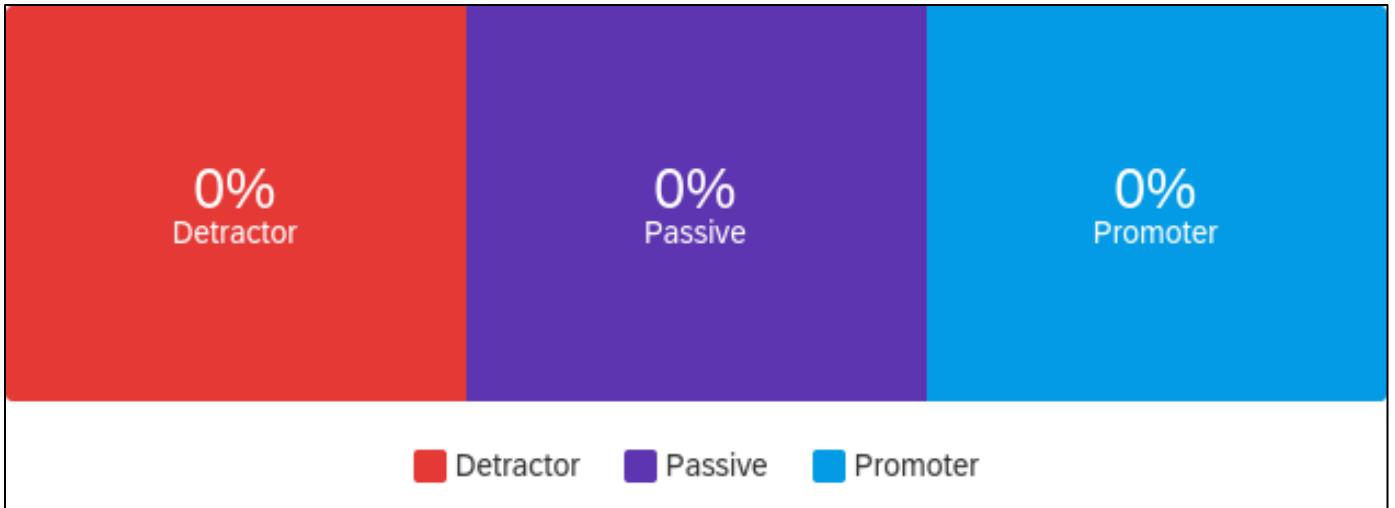
#	Question	Excellent		Very Good		Good		Fair		Poor		Total
1	Academic experience at this university	28.57%	2	71.43%	5	0.00%	0	0.00%	0	0.00%	0	7
2	Student life experiences at this university	28.57%	2	57.14%	4	0.00%	0	0.00%	0	14.29%	1	7
3	Graduate/professional program at this university	42.86%	3	57.14%	4	0.00%	0	0.00%	0	0.00%	0	7
4	Overall experience at this university	28.57%	2	57.14%	4	0.00%	0	0.00%	0	14.29%	1	7

Q39 - If you were to start graduate school over, would you choose the same field of study? If no, what reason(s) would you offer?

#	Answer	%	Count
1	Yes	85.71%	6
2	No	14.29%	1
	Total	100%	7

I would choose a different program to gain a different knowledge

Q40 - How likely are you to recommend your program to a friend or an acquaintance looking to advance their careers in healthcare?



Q41 - How satisfied are you with your graduate program of study?

#	Answer	%	Count
1	Very dissatisfied	0.00%	0
2	Dissatisfied	0.00%	0
3	Neutral	0.00%	0
4	Satisfied	0.00%	0
5	Very satisfied	0.00%	0
	Total		0

Q42 - If you were to start graduate school over, would you still choose to come to GVSU? If no, what reason(s) would you offer?

#	Answer	%	Count
1	Yes	85.71%	6
2	No	14.29%	1
	Total	100%	7

This college is build for a particular demographic of not fitting for East Michiganders. Found it very hard to fit it with people in and out of my classroom. I value relationships wherever I go and there was just virtually none of that for 2 years straight while completing this program. Felt very isolated and tokenized.

Q43 - Would you recommend GVSU to someone considering your graduate degree program?

#	Answer	%	Count
1	Definitely yes	42.86%	3
2	Yes	42.86%	3
3	Maybe	14.29%	1
4	No	0.00%	0
5	Definitely no	0.00%	0
	Total	100%	7

Q44 - What was the highlight of your graduate degree program?

What was the highlight of your graduate degree program?
The size of my cohort made it so nice because we all felt like a family.
it is good overall
GA position
My internship outside of GV
My practicum experiences/GA
The faculty. Paul and Layla are wonderful instructors. They were extremely helpful throughout my entire program.
I really loved the cohort model.

Q45 - What could be improved for your graduate degree program?

What could be improved for your graduate degree program?
More elective offerings
NA
course order
Nothing.
NA
Please don't forget about the adult program students. I sometimes felt that the school of ed only focused on their CSAL students. Especially when a class was only offered in-person in Allendale versus any other method or at pew campus.
N/A

Q46 - Which of the following was the most significant obstacle to your academic progress toward degree completion during graduate school? (select all that apply)

#	Answer	%	Count
1	Family obligations	17.65%	3
2	Availability of faculty	0.00%	0
3	Course scheduling/availability	5.88%	1
4	Project/Thesis/Dissertation research	5.88%	1
5	Finances	29.41%	5
6	Mental/Physical Health	29.41%	5
7	Employment	11.76%	2
8	Other	0.00%	0
9	None	0.00%	0
	Total	100%	17

Q47 - Do you feel adequately prepared to enter or advance in your chosen field or profession after completing your GVSU degree?

#	Answer	%	Count
1	Definitely yes	57.14%	4
2	Yes	42.86%	3
3	Maybe	0.00%	0
4	No	0.00%	0
5	Definitely no	0.00%	0
6	Uncertain	0.00%	0
	Total	100%	7

Q67 - Why do you feel inadequately prepared to enter or advance in your chosen field or progression?

Why do you feel inadequately prepared to enter or advance in your chosen field or progression?

Q48 - Have you been or will you be searching for a post-graduate job?

#	Answer	%	Count
1	Yes, I will be searching or I am currently searching	71.43%	5
2	Yes, I searched for and have secured a post-graduate job	14.29%	1
3	No, I will not be searching for a job	14.29%	1
	Total	100%	7

Q49 - Did you receive graduate employment guidance from any person or service during your time at GVSU?

#	Answer	%	Count
1	Yes, I sought and received employment guidance	33.33%	2
2	I sought employment guidance, but did not receive it	16.67%	1
3	No, I did not seek any employment guidance	50.00%	3
	Total	100%	6

Q50 - From whom did you primarily seek employment guidance?

#	Answer	%	Count
1	A GVSU faculty member	33.33%	1
2	The GVSU Career Center	33.33%	1
3	A GVSU advising center	0.00%	0
4	A non-GVSU contact or service	0.00%	0
5	Other	33.33%	1
	Total	100%	3

GVSU Staff member

Q51 - Please rate the quality of the Career Center's post-graduate employment guidance you received:

#	Answer	%	Count
1	Excellent	0.00%	0
2	Very Good	100.00%	1
3	Good	0.00%	0
4	Fair	0.00%	0
5	Poor	0.00%	0
	Total	100%	1

Q52 - Please explain why you felt the quality of the Career Center's post-graduate employment guidance you received was fair or poor:

#	Answer	%	Count
1	There was a lack of communication	0.00%	0
2	I was not given any guidance when we met/spoke	0.00%	0
3	I was given poor or unhelpful guidance	0.00%	0
4	The person or service was difficult to work with	0.00%	0
5	The expectations were unclear and confusing	0.00%	0
6	Other	0.00%	0
	Total		0

Q53 - Please select the reason why you did not seek employment guidance:

#	Answer	%	Count
1	I did not know there was employment guidance available at Grand Valley	0.00%	0
2	I did know there was employment guidance available, but I didn't know it was available for graduate students	0.00%	0
3	I did not feel I needed employment guidance	75.00%	3
4	Other	25.00%	1
	Total	100%	4

I have a family member who is a recruiter. They largely helped me with my search.

Q54 - Has earning your graduate degree resulted in a promotion or any new offers of employment that are related to your degree program? If yes, please describe the job or position you were offered:

#	Answer	%	Count
1	Yes	28.57%	2
2	No	71.43%	5
	Total	100%	7

I get a stipend for having it and my current institution paid for part of my tuition.

Living Center Director

Q58 - Were non-academic activities, such as the Graduate Student Association (GSA) or graduate program social events, important during your graduate education?

#	Answer	%	Count
1	Yes	28.57%	2
2	Neutral	28.57%	2
3	No	42.86%	3
	Total	100%	7

Q59 - Have you participated in any of the following graduate student activities at GVSU? Please select all that apply.

#	Answer	%	Count
1	Graduate Student Association (GSA) activities	11.11%	2
2	Graduate Program Registered Student Organization (RSO) educational activities	11.11%	2
4	Professional development events hosted by the Graduate School	11.11%	2
5	Discipline specific professional speakers	5.56%	1
6	Co-curricular professional development workshops or seminars	16.67%	3
7	Graduate degree program educational events	11.11%	2
8	Graduate degree program social events	16.67%	3
9	Other	0.00%	0
10	I did not participate in any graduate student activities at GVSU	16.67%	3
	Total	100%	18

Q60 - What limited your participation in GVSU graduate student activities?

#	Answer	%	Count
1	Unsure of how to participate	0.00%	0
2	Timing/scheduling of events and activities	42.86%	6
3	Location of events and activities	21.43%	3
4	Cost of participation	0.00%	0
5	Unaware of activities	14.29%	2
6	Not interested in additional activities	14.29%	2
7	Other	7.14%	1
	Total	100%	14

The activities generally do have a bias of west Michigan interests that I do not have, but even further, I do not want to attend an event where I feel like the outsider.

Q61 - Please rank the following activities you would have participated in as a graduate student at GVSU?

#	Question	1		2		3		4		5		6		7		8		Total
1	Graduate Student Association (GSA) activities	20.00 %	1	0.00%	0	20.00 %	1	0.00%	0	20.00 %	1	0.00%	0	40.00 %	2	0.00%	0	5
2	Graduate Program Registered Student Organization (RSO) educational activities	0.00%	0	20.00 %	1	0.00%	0	0.00%	0	20.00 %	1	60.00 %	3	0.00%	0	0.00%	0	5
3	Professional development events hosted by the Graduate School	20.00 %	1	0.00%	0	20.00 %	1	40.00 %	2	0.00%	0	0.00%	0	20.00 %	1	0.00%	0	5
4	Discipline specific professional speakers	0.00%	0	40.00 %	2	20.00 %	1	20.00 %	1	0.00%	0	0.00%	0	20.00 %	1	0.00%	0	5
5	Co-curricular professional	0.00%	0	0.00%	0	0.00%	0	20.00 %	1	40.00 %	2	40.00 %	2	0.00%	0	0.00%	0	5

	al developme nt workshops or seminars																
6	Graduate degree program educational events	40.00 %	2	0.00%	0	40.00 %	2	0.00%	0	20.00 %	1	0.00%	0	0.00%	0	0.00%	5
7	Graduate degree program social events	20.00 %	1	40.00 %	2	0.00%	0	20.00 %	1	0.00%	0	0.00%	0	20.00 %	1	0.00%	5
8	Other	0.00%	0	0.00%	0	0.00%	0	0.00%	0	0.00%	0	0.00%	0	0.00%	0	100.00 %	5

Q62 - Any final comments and/or suggestions regarding your graduate education experience at GVSU?

Any final comments and/or suggestions regarding your graduate education experience at GVSU?
n/a
Nope

Educational Leadership: 2023-24 Graduate Exit Survey Results

Q1 - Did you receive your undergraduate degree from GVSU?

#	Answer	%	Count
1	Yes	0.00%	0
2	No	100.00%	3
	Total	100%	3

Q2 - Which graduate degree program did you/will you complete?

#	Answer	%	Count
1	Accounting (MSA)	0.00%	0
2	Applied Linguistics (MA)	0.00%	0
3	Athletic Training (MAT)	0.00%	0
4	Audiology (AuD)	0.00%	0
5	Biology (MS)	0.00%	0
6	Biomedical Sciences (MHS)	0.00%	0
7	Biostatistics (PSM)	0.00%	0
8	Business Administration (MBA)	0.00%	0
9	Cell and Molecular Biology	0.00%	0
10	Clinical Dietetics (MS)	0.00%	0
12	Criminal Justice (MS)	0.00%	0
13	Data Science and Analytics (PSM)	0.00%	0
14	Education (MEd)	100.00%	3
15	Education Specialist in Leadership (EdS)	0.00%	0
16	Engineering (MSE)	0.00%	0
17	English (MA)	0.00%	0
18	Health Administration (MHA)	0.00%	0
19	Health Informatics and Bioinformatics (PSM)	0.00%	0
20	Medical Dosimetry (MS)	0.00%	0
21	Nursing (MSN)	0.00%	0
22	Nursing (DNP)	0.00%	0

23	Occupational Therapy (MS)	0.00%	0
24	Occupational Therapy (DrOT)	0.00%	0
25	Philanthropy and Nonprofit Leadership (MPNL)	0.00%	0
26	Physical Therapy (DPT)	0.00%	0
27	Physician Assistant Studies (MPAS)	0.00%	0
28	Public Administration (MPA)	0.00%	0
29	Public Health (MPH)	0.00%	0
30	School Psychology (PsyS)	0.00%	0
31	Social Innovation (MA)	0.00%	0
32	Social Work (MSW)	0.00%	0
33	Speech-Language Pathology (MS)	0.00%	0
34	Communications (MS)	0.00%	0
35	Taxation (MST)	0.00%	0
36	Cybersecurity	0.00%	0
37	Applied Computer Science/Computer Information Systems	0.00%	0
38	Applied Statistics	0.00%	0
40	Recreational Therapy (MS)	0.00%	0
42	Water Resource Policy (MS)	0.00%	0
	Total	100%	3

Q8 - Which M.Ed. program did you complete?

#	Answer	%	Count
9	Educational Leadership	100.00%	3
	Total	100%	3

Q12 - What were you doing before enrolling in graduate school? (select all that apply)

#	Answer	%	Count
1	Completing my undergraduate degree	25.00%	1
2	Completing a different graduate degree	0.00%	0
3	Employed in a field related to my current degree program	75.00%	3
4	Employed in a field unrelated to my current degree program	0.00%	0
5	Other	0.00%	0
	Total	100%	4

Q13 - Why did you decide to pursue a graduate degree? (please choose your primary reason)

#	Answer	%	Count
1	Career advancement	100.00%	3
2	Career change	0.00%	0
3	Personal desire to continue education	0.00%	0
4	Required in my professional field	0.00%	0
5	Other:	0.00%	0
	Total	100%	3

Q14 - Please rate the following dimensions of your graduate degree program.

#	Question	Excellent		Very Good		Good		Fair		Poor		Total
1	Intellectual quality of the faculty	33.33%	1	66.67%	2	0.00%	0	0.00%	0	0.00%	0	3
2	Intellectual quality of my fellow graduate students	33.33%	1	0.00%	0	66.67%	2	0.00%	0	0.00%	0	3
3	Relationship between faculty and graduate students	66.67%	2	33.33%	1	0.00%	0	0.00%	0	0.00%	0	3
4	Program's ability to integrate recent developments in my field	33.33%	1	66.67%	2	0.00%	0	0.00%	0	0.00%	0	3
5	Program space and facilities	33.33%	1	66.67%	2	0.00%	0	0.00%	0	0.00%	0	3
6	Overall quality of graduate level instruction by faculty	33.33%	1	66.67%	2	0.00%	0	0.00%	0	0.00%	0	3
7	Level of academic challenge	33.33%	1	33.33%	1	33.33%	1	0.00%	0	0.00%	0	3
8	Helpfulness of staff members in my unit/program	33.33%	1	66.67%	2	0.00%	0	0.00%	0	0.00%	0	3
9	Opportunity to interact with disciplines outside your degree program	33.33%	1	33.33%	1	0.00%	0	33.33%	1	0.00%	0	3
10	Academic standards in my program	33.33%	1	66.67%	2	0.00%	0	0.00%	0	0.00%	0	3

11	Overall program quality	33.33%	1	66.67%	2	0.00%	0	0.00%	0	0.00%	0	3
----	-------------------------	--------	---	--------	---	-------	---	-------	---	-------	---	---

Q15 - Which of the following experience(s) did you complete as part of your degree program? (select all that apply)

#	Answer	%	Count
1	Clinical case report	0.00%	0
2	Clinical rotation	0.00%	0
3	Internship or Practicum or Fieldwork	50.00%	2
4	Thesis or Dissertation	0.00%	0
5	Research project (group or individual)	50.00%	2
6	Systematic review	0.00%	0
7	None	0.00%	0
	Total	100%	4

Q16 - Please rate the experiences that you selected in the previous question (e.g. clinical case report, clinical rotation, internship or practicum or fieldwork, thesis or dissertation, research project, systematic review):

#	Question	Excellent		Very Good		Good		Fair		Poor		Total
1	Clarity of deadlines and expectations	66.67%	2	33.33%	1	0.00%	0	0.00%	0	0.00%	0	3
2	Availability of mentorship	100.00%	3	0.00%	0	0.00%	0	0.00%	0	0.00%	0	3
3	Timeliness of feedback from faculty	100.00%	3	0.00%	0	0.00%	0	0.00%	0	0.00%	0	3
4	Availability of research materials and equipment	66.67%	2	33.33%	1	0.00%	0	0.00%	0	0.00%	0	3
5	Overall quality of your experience	100.00%	3	0.00%	0	0.00%	0	0.00%	0	0.00%	0	3

Q17 - Did you seek statistical consulting help to complete the experiences (e.g. clinical case report, clinical rotation, internship or practicum, thesis or dissertation, research project, systematic review) you selected?

#	Answer	%	Count
1	Yes	66.67%	2
2	No	33.33%	1
	Total	100%	3

Q18 - From whom did you seek statistical consulting help? (select all that apply)

#	Answer	%	Count
1	Statistical Consulting Center	0.00%	0
2	Faculty member	33.33%	1
3	Another student	0.00%	0
4	Other	0.00%	0
5	Faculty advisor	66.67%	2
	Total	100%	3

Q19 - How helpful was the Statistical Consulting Center?

#	Answer	%	Count
1	Very helpful	0.00%	0
3	Helpful	0.00%	0
4	Somewhat helpful	0.00%	0
5	Not very helpful	0.00%	0
	Total		0

Q20 - How could statistical consulting help be improved to help you be successful in your program?

How could statistical consulting help be improved to help you be successful in your program?

Q21 - Did you seek assistance with writing for the experiences you selected (e.g. clinical case report, clinical rotation, internship or practicum, thesis or dissertation, research project, systematic review)?

#	Answer	%	Count
1	Yes	66.67%	2
3	No	33.33%	1
	Total	100%	3

Q22 - From whom did you seek writing assistance? (select all that apply)

#	Answer	%	Count
1	Fred Meijer Center for Writing & Michigan Authors	0.00%	0
2	The Knowledge Market	20.00%	1
3	The Graduate School web site	20.00%	1
4	Other	0.00%	0
5	Faculty advisor	40.00%	2
6	Faculty member	20.00%	1
	Total	100%	5

Q23 - Please rate the quality of the writing assistance you received you received from the Fred Meijer Center for Writing & Michigan Authors.

#	Answer	%	Count
1	Excellent	0.00%	0
2	Very Good	0.00%	0
3	Good	0.00%	0
4	Fair	0.00%	0
5	Poor	0.00%	0
	Total		0

Q24 - How could the writing assistance be improved?

How could the writing assistance be improved?

Q25 - Please select the type of courses you completed as a part of your graduate program? (select all that apply)

#	Answer	%	Count
1	Hybrid Courses (online and face-to-face)	75.00%	3
2	Fully Online Courses	25.00%	1
3	Traditional (face-to-face)	0.00%	0
	Total	100%	4

Q26 - How would you rate the educational quality of the online components of your course(s)?

#	Answer	%	Count
1	Excellent	33.33%	1
2	Very Good	66.67%	2
3	Good	0.00%	0
4	Fair	0.00%	0
5	Poor	0.00%	0
	Total	100%	3

Q27 - What components of the online experience could have been improved? (select all that apply)

#	Answer	%	Count
1	Clarity of assignments	40.00%	2
2	Clarity of course expectations	20.00%	1
3	Faculty communication	20.00%	1
4	Organization of software platform	20.00%	1
5	Other	0.00%	0
6	None	0.00%	0
7	Course workload expectations	0.00%	0
	Total	100%	5

Q28 - If you have a choice of course format, which would you normally prefer?

#	Answer	%	Count
1	Hybrid Courses (online and face-to-face)	66.67%	2
2	Fully Online Courses	33.33%	1
3	Traditional (face-to-face)	0.00%	0
	Total	100%	3

Q29 - Which of the following activities did you participate in during your graduate program?
(select all that apply)

#	Answer	%	Count
1	Attended a professional conference	7.69%	1
2	Clinical experience	15.38%	2
3	Co-op experience	7.69%	1
4	Community engagement related to your field of study	7.69%	1
5	Field experience	23.08%	3
6	Gave in-class presentations	15.38%	2
7	Presented at a professional conference	0.00%	0
8	Held a formal leadership role in a student organization	0.00%	0
9	Participated in a learning community	15.38%	2
10	Participated in study abroad program	7.69%	1
11	Student teaching	0.00%	0
12	Other	0.00%	0
13	None	0.00%	0
	Total	100%	13

Q30 - To what degree were each of the following library services useful to your graduate studies?
Please select Not Applicable if you did not know about or did not use the resource.

#	Question	Extremely useful		Very useful		Moderately useful		Slightly useful		Not useful		Total
1	Library Spaces (Study rooms, Building Use, etc)	100.00%	1	0.00%	0	0.00%	0	0.00%	0	0.00%	0	1
2	Online Chat/Email Help	33.33%	1	66.67%	2	0.00%	0	0.00%	0	0.00%	0	3
3	Physical/Print Library Materials	100.00%	1	0.00%	0	0.00%	0	0.00%	0	0.00%	0	1
4	Knowledge Market Services	50.00%	1	50.00%	1	0.00%	0	0.00%	0	0.00%	0	2
5	Library Online Databases and/or Journals	33.33%	1	66.67%	2	0.00%	0	0.00%	0	0.00%	0	3
6	Subject Librarian Meetings (Individual or Classroom)	50.00%	1	50.00%	1	0.00%	0	0.00%	0	0.00%	0	2
7	Laptop/Charger/Calculator Rentals	100.00%	1	0.00%	0	0.00%	0	0.00%	0	0.00%	0	1
8	Course/E-reserves	100.00%	1	0.00%	0	0.00%	0	0.00%	0	0.00%	0	1
9	Document Delivery/ Interlibrary Loan	100.00%	1	0.00%	0	0.00%	0	0.00%	0	0.00%	0	1
10	Computers/Printers/ Scanner	100.00%	1	0.00%	0	0.00%	0	0.00%	0	0.00%	0	1

11	Subject Guides	100.00%	1	0.00%	0	0.00%	0	0.00%	0	0.00%	0	1
12	Citation Tools	100.00%	1	0.00%	0	0.00%	0	0.00%	0	0.00%	0	1

Q31 - You indicated that an aspect of library services was "not useful." Could you tell us how we might improve the library experience?

You indicated that an aspect of library services was "not useful." Could you tell us how we might improve the library experience?

Q32 - What more would you like to tell us about your experience with library services?

What more would you like to tell us about your experience with library services?

Q33 - Did you receive any formal academic advising during your time at GVSU?

#	Answer	%	Count
1	Yes, I sought and received academic advising	66.67%	2
2	I sought academic advising, but did not receive it	0.00%	0
3	No, I did not seek any academic advising	33.33%	1
4	I did not know academic advising was available	0.00%	0
	Total	100%	3

Q34 - From whom did you primarily seek academic advising?

#	Answer	%	Count
1	My Graduate Program Director (GPD)	50.00%	1
2	My assigned academic advisor	50.00%	1
3	A GVSU faculty member other than my GPD or assigned academic advisor	0.00%	0
4	A non-GVSU contact or service	0.00%	0
5	Other	0.00%	0
	Total	100%	2

Q35 - Please rate the quality of the academic advising you received from your GPD:

#	Answer	%	Count
1	Excellent	100.00%	1
2	Very Good	0.00%	0
3	Good	0.00%	0

4	Fair	0.00%	0
5	Poor	0.00%	0
	Total	100%	1

Q64 - Please rate the quality of the academic advising you received from your academic advisor:

#	Answer	%	Count
1	Excellent	100.00%	1
2	Very Good	0.00%	0
3	Good	0.00%	0
4	Fair	0.00%	0
5	Poor	0.00%	0
	Total	100%	1

Q36 - Please explain why you felt the quality of academic advising you received from the GPD was fair or poor (select all that apply):

#	Answer	%	Count
1	There was a lack of communication	0.00%	0
2	I was not given any guidance when we met/spoke	0.00%	0
3	I was given poor or unhelpful guidance	0.00%	0
4	The person or service was difficult to work with	0.00%	0
5	The expectations were unclear and confusing	0.00%	0
6	Other	0.00%	0
	Total		0

Q66 - Please explain why you felt the quality of academic advising you received from your academic advisor was fair or poor (select all that apply):

#	Answer	%	Count
1	There was a lack of communication	0.00%	0
2	I was not given any guidance when we met/spoke	0.00%	0
3	I was given poor or unhelpful guidance	0.00%	0
4	The person was difficult to work with	0.00%	0

5	The expectations were unclear and confusing	0.00%	0
6	Other	0.00%	0
	Total		0

Q37 - Please explain why you chose not to seek academic advising from your assigned graduate advisor (select all that apply):

#	Answer	%	Count
1	I did not know that I had an assigned graduate advisor	0.00%	0
2	I sought academic advising from my graduate advisor, but I didn't feel it was a good fit so I went with another option	0.00%	0
3	I worked with someone other than my graduate advisor during the application and admission process, and chose to continue working with that person	100.00%	1
4	Other	0.00%	0
	Total	100%	1

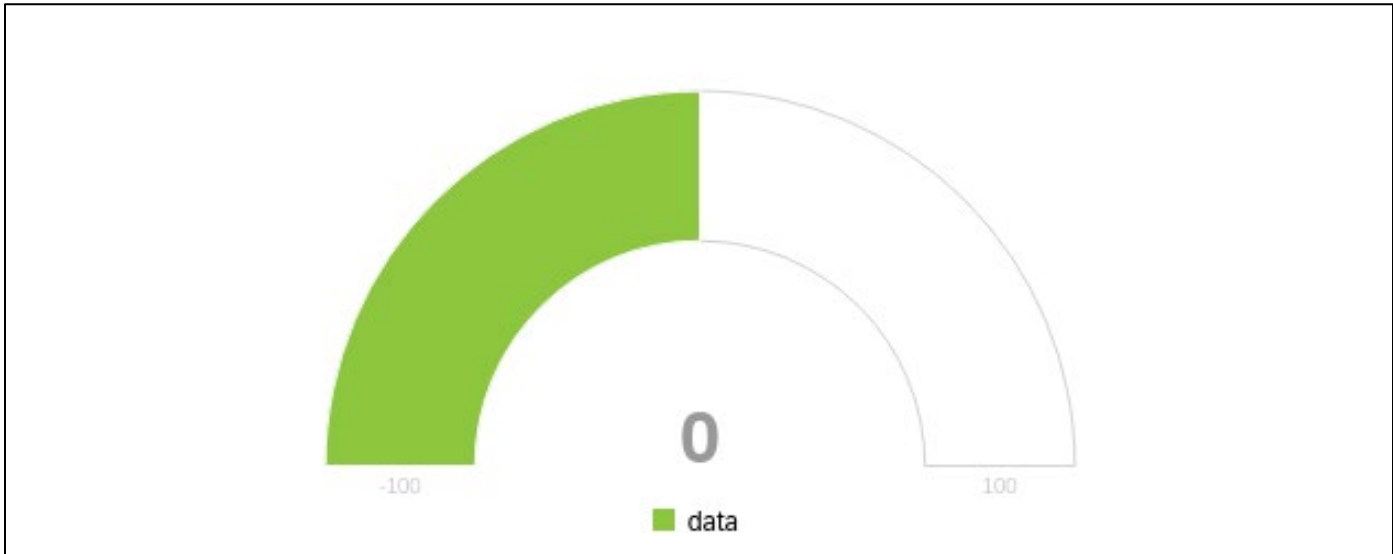
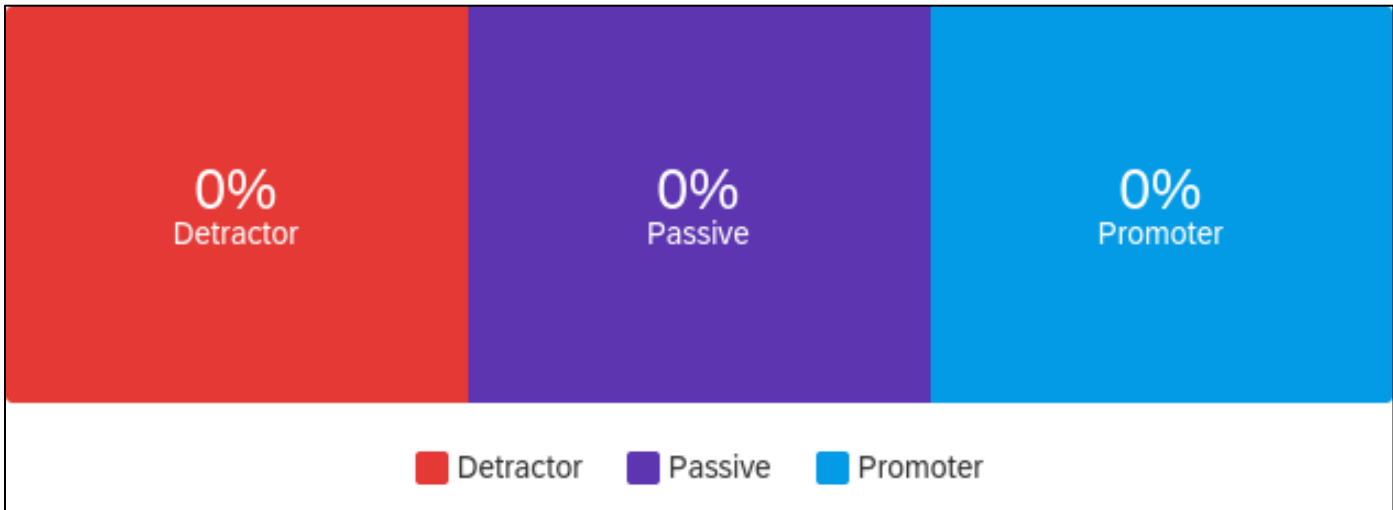
Q38 - Overall, how would you rate the quality of your:

#	Question	Excellent		Very Good		Good		Fair		Poor		Total
1	Academic experience at this university	33.33%	1	66.67%	2	0.00%	0	0.00%	0	0.00%	0	3
2	Student life experiences at this university	33.33%	1	66.67%	2	0.00%	0	0.00%	0	0.00%	0	3
3	Graduate/professional program at this university	33.33%	1	66.67%	2	0.00%	0	0.00%	0	0.00%	0	3
4	Overall experience at this university	33.33%	1	66.67%	2	0.00%	0	0.00%	0	0.00%	0	3

Q39 - If you were to start graduate school over, would you choose the same field of study? If no, what reason(s) would you offer?

#	Answer	%	Count
1	Yes	100.00%	3
2	No	0.00%	0
	Total	100%	3

Q40 - How likely are you to recommend your program to a friend or an acquaintance looking to advance their careers in healthcare?



Q41 - How satisfied are you with your graduate program of study?

#	Answer	%	Count
1	Very dissatisfied	0.00%	0
2	Dissatisfied	0.00%	0
3	Neutral	0.00%	0
4	Satisfied	0.00%	0
5	Very satisfied	0.00%	0
	Total		0

Q42 - If you were to start graduate school over, would you still choose to come to GVSU? If no, what reason(s) would you offer?

#	Answer	%	Count
1	Yes	100.00%	3
2	No	0.00%	0
	Total	100%	3

Q43 - Would you recommend GVSU to someone considering your graduate degree program?

#	Answer	%	Count
1	Definitely yes	66.67%	2
2	Yes	33.33%	1
3	Maybe	0.00%	0
4	No	0.00%	0
5	Definitely no	0.00%	0
	Total	100%	3

Q44 - What was the highlight of your graduate degree program?

What was the highlight of your graduate degree program?
The instructors
Forming relationships with professors despite the online format.
Working with my advisor on my Masters' Project.

Q45 - What could be improved for your graduate degree program?

What could be improved for your graduate degree program?
The class load
Clarity of course expectations and consistent site formatting on Blackboard
Great experiences, great professors/faculty, great content.

Q46 - Which of the following was the most significant obstacle to your academic progress toward degree completion during graduate school? (select all that apply)

#	Answer	%	Count
1	Family obligations	20.00%	1
2	Availability of faculty	0.00%	0
3	Course scheduling/availability	0.00%	0
4	Project/Thesis/Dissertation research	0.00%	0
5	Finances	40.00%	2
6	Mental/Physical Health	0.00%	0
7	Employment	40.00%	2
8	Other	0.00%	0
9	None	0.00%	0
	Total	100%	5

Q47 - Do you feel adequately prepared to enter or advance in your chosen field or profession after completing your GVSU degree?

#	Answer	%	Count
1	Definitely yes	66.67%	2
2	Yes	33.33%	1
3	Maybe	0.00%	0
4	No	0.00%	0
5	Definitely no	0.00%	0
6	Uncertain	0.00%	0
	Total	100%	3

Q67 - Why do you feel inadequately prepared to enter or advance in your chosen field or progression?

Why do you feel inadequately prepared to enter or advance in your chosen field or progression?

Q48 - Have you been or will you be searching for a post-graduate job?

#	Answer	%	Count
1	Yes, I will be searching or I am currently searching	66.67%	2
2	Yes, I searched for and have secured a post-graduate job	0.00%	0
3	No, I will not be searching for a job	33.33%	1
	Total	100%	3

Q49 - Did you receive graduate employment guidance from any person or service during your time at GVSU?

#	Answer	%	Count
1	Yes, I sought and received employment guidance	50.00%	1
2	I sought employment guidance, but did not receive it	0.00%	0
3	No, I did not seek any employment guidance	50.00%	1
	Total	100%	2

Q50 - From whom did you primarily seek employment guidance?

#	Answer	%	Count
1	A GVSU faculty member	100.00%	1
2	The GVSU Career Center	0.00%	0
3	A GVSU advising center	0.00%	0
4	A non-GVSU contact or service	0.00%	0
5	Other	0.00%	0
	Total	100%	1

Q51 - Please rate the quality of the Career Center's post-graduate employment guidance you received:

#	Answer	%	Count
1	Excellent	0.00%	0
2	Very Good	0.00%	0
3	Good	0.00%	0
4	Fair	0.00%	0
5	Poor	0.00%	0
	Total		0

Q52 - Please explain why you felt the quality of the Career Center's post-graduate employment guidance you received was fair or poor:

#	Answer	%	Count
1	There was a lack of communication	0.00%	0
2	I was not given any guidance when we met/spoke	0.00%	0
3	I was given poor or unhelpful guidance	0.00%	0
4	The person or service was difficult to work with	0.00%	0
5	The expectations were unclear and confusing	0.00%	0
6	Other	0.00%	0
	Total		0

Q53 - Please select the reason why you did not seek employment guidance:

#	Answer	%	Count
1	I did not know there was employment guidance available at Grand Valley	0.00%	0
2	I did know there was employment guidance available, but I didn't know it was available for graduate students	0.00%	0
3	I did not feel I needed employment guidance	100.00%	1
4	Other	0.00%	0
	Total	100%	1

Q54 - Has earning your graduate degree resulted in a promotion or any new offers of employment that are related to your degree program? If yes, please describe the job or position you were offered:

#	Answer	%	Count
1	Yes	33.33%	1
2	No	66.67%	2
	Total	100%	3

Move to master's pay level on teaching scale

Q58 - Were non-academic activities, such as the Graduate Student Association (GSA) or graduate program social events, important during your graduate education?

#	Answer	%	Count
1	Yes	33.33%	1
2	Neutral	33.33%	1
3	No	33.33%	1
	Total	100%	3

Q59 - Have you participated in any of the following graduate student activities at GVSU? Please select all that apply.

#	Answer	%	Count
1	Graduate Student Association (GSA) activities	0.00%	0
2	Graduate Program Registered Student Organization (RSO) educational activities	0.00%	0
4	Professional development events hosted by the Graduate School	0.00%	0
5	Discipline specific professional speakers	0.00%	0
6	Co-curricular professional development workshops or seminars	0.00%	0
7	Graduate degree program educational events	33.33%	1
8	Graduate degree program social events	0.00%	0
9	Other	0.00%	0

10	I did not participate in any graduate student activities at GVSU	66.67%	2
	Total	100%	3

Q60 - What limited your participation in GVSU graduate student activities?

#	Answer	%	Count
1	Unsure of how to participate	0.00%	0
2	Timing/scheduling of events and activities	20.00%	1
3	Location of events and activities	20.00%	1
4	Cost of participation	0.00%	0
5	Unaware of activities	20.00%	1
6	Not interested in additional activities	20.00%	1
7	Other	20.00%	1
	Total	100%	5

Almost completely remote.

Q61 - Please rank the following activities you would have participated in as a graduate student at GVSU?

#	Question	1		2		3		4		5		6		7		8		Total
1	Graduate Student Association (GSA) activities	50.00 %	1	0.00%	0	0.00%	0	50.00 %	1	0.00%	0	0.00%	0	0.00%	0	0.00%	0	2
2	Graduate Program Registered Student Organization (RSO) educational activities	0.00%	0	50.00 %	1	0.00%	0	0.00%	0	0.00%	0	50.00 %	1	0.00%	0	0.00%	0	2
3	Professional development events hosted by the Graduate School	0.00%	0	50.00 %	1	50.00 %	1	0.00%	0	0.00%	0	0.00%	0	0.00%	0	0.00%	0	2

4	Discipline specific professional speakers	0.00%	0	0.00%	0	0.00%	0	50.00%	1	50.00%	1	0.00%	0	0.00%	0	0.00%	0	2
5	Co-curricular professional development workshops or seminars	50.00%	1	0.00%	0	0.00%	0	0.00%	0	50.00%	1	0.00%	0	0.00%	0	0.00%	0	2
6	Graduate degree program educational events	0.00%	0	0.00%	0	50.00%	1	0.00%	0	0.00%	0	50.00%	1	0.00%	0	0.00%	0	2
7	Graduate degree program social events	0.00%	0	0.00%	0	0.00%	0	0.00%	0	0.00%	0	0.00%	0	100.00%	2	0.00%	0	2
8	Other	0.00%	0	0.00%	0	0.00%	0	0.00%	0	0.00%	0	0.00%	0	0.00%	0	100.00%	2	2

Q62 - Any final comments and/or suggestions regarding your graduate education experience at GVSU?

Any final comments and/or suggestions regarding your graduate education experience at GVSU?
Overall, it was a great experience! Thank you to all of my professors and advisors!

Instruction and Curriculum- Elementary Education: 2023-24

Graduate Exit Survey Results

Q1 - Did you receive your undergraduate degree from GVSU?

#	Answer	%	Count
1	Yes	100.00%	3
2	No	0.00%	0
	Total	100%	3

Q2 - Which graduate degree program did you/will you complete?

#	Answer	%	Count
1	Accounting (MSA)	0.00%	0
2	Applied Linguistics (MA)	0.00%	0
3	Athletic Training (MAT)	0.00%	0
4	Audiology (AuD)	0.00%	0
5	Biology (MS)	0.00%	0
6	Biomedical Sciences (MHS)	0.00%	0
7	Biostatistics (PSM)	0.00%	0
8	Business Administration (MBA)	0.00%	0
9	Cell and Molecular Biology	0.00%	0
10	Clinical Dietetics (MS)	0.00%	0
12	Criminal Justice (MS)	0.00%	0
13	Data Science and Analytics (PSM)	0.00%	0
14	Education (MEd)	100.00%	3
15	Education Specialist in Leadership (EdS)	0.00%	0
16	Engineering (MSE)	0.00%	0
17	English (MA)	0.00%	0
18	Health Administration (MHA)	0.00%	0
19	Health Informatics and Bioinformatics (PSM)	0.00%	0
20	Medical Dosimetry (MS)	0.00%	0
21	Nursing (MSN)	0.00%	0

22	Nursing (DNP)	0.00%	0
23	Occupational Therapy (MS)	0.00%	0
24	Occupational Therapy (DrOT)	0.00%	0
25	Philanthropy and Nonprofit Leadership (MPNL)	0.00%	0
26	Physical Therapy (DPT)	0.00%	0
27	Physician Assistant Studies (MPAS)	0.00%	0
28	Public Administration (MPA)	0.00%	0
29	Public Health (MPH)	0.00%	0
30	School Psychology (PsyS)	0.00%	0
31	Social Innovation (MA)	0.00%	0
32	Social Work (MSW)	0.00%	0
33	Speech-Language Pathology (MS)	0.00%	0
34	Communications (MS)	0.00%	0
35	Taxation (MST)	0.00%	0
36	Cybersecurity	0.00%	0
37	Applied Computer Science/Computer Information Systems	0.00%	0
38	Applied Statistics	0.00%	0
40	Recreational Therapy (MS)	0.00%	0
42	Water Resource Policy (MS)	0.00%	0
	Total	100%	3

Q8 - Which M.Ed. program did you complete?

#	Answer	%	Count
7	Instruction and Curriculum - Elementary Education	100.00%	3
	Total	100%	3

Q12 - What were you doing before enrolling in graduate school? (select all that apply)

#	Answer	%	Count
1	Completing my undergraduate degree	0.00%	0
2	Completing a different graduate degree	25.00%	1
3	Employed in a field related to my current degree program	50.00%	2
4	Employed in a field unrelated to my current degree program	0.00%	0
5	Other	25.00%	1
	Total	100%	4

Stay at Home Mom

Q13 - Why did you decide to pursue a graduate degree? (please choose your primary reason)

#	Answer	%	Count
1	Career advancement	33.33%	1
2	Career change	0.00%	0
3	Personal desire to continue education	66.67%	2
4	Required in my professional field	0.00%	0
5	Other:	0.00%	0
	Total	100%	3

Q14 - Please rate the following dimensions of your graduate degree program.

#	Question	Excellent		Very Good		Good		Fair		Poor		Total
1	Intellectual quality of the faculty	66.67%	2	33.33%	1	0.00%	0	0.00%	0	0.00%	0	3
2	Intellectual quality of my fellow graduate students	33.33%	1	33.33%	1	33.33%	1	0.00%	0	0.00%	0	3
3	Relationship between faculty and graduate students	100.00%	3	0.00%	0	0.00%	0	0.00%	0	0.00%	0	3
4	Program's ability to integrate recent developments in my field	66.67%	2	33.33%	1	0.00%	0	0.00%	0	0.00%	0	3
5	Program space and facilities	100.00%	3	0.00%	0	0.00%	0	0.00%	0	0.00%	0	3
6	Overall quality of graduate level instruction by faculty	66.67%	2	33.33%	1	0.00%	0	0.00%	0	0.00%	0	3
7	Level of academic challenge	66.67%	2	33.33%	1	0.00%	0	0.00%	0	0.00%	0	3
8	Helpfulness of staff members in my unit/program	100.00%	3	0.00%	0	0.00%	0	0.00%	0	0.00%	0	3
9	Opportunity to interact with disciplines outside your degree program	66.67%	2	0.00%	0	33.33%	1	0.00%	0	0.00%	0	3
10	Academic standards in my program	66.67%	2	33.33%	1	0.00%	0	0.00%	0	0.00%	0	3
11	Overall program quality	100.00%	3	0.00%	0	0.00%	0	0.00%	0	0.00%	0	3

Q15 - Which of the following experience(s) did you complete as part of your degree program?
(select all that apply)

#	Answer	%	Count
1	Clinical case report	0.00%	0
2	Clinical rotation	0.00%	0
3	Internship or Practicum or Fieldwork	0.00%	0
4	Thesis or Dissertation	66.67%	2
5	Research project (group or individual)	33.33%	1
6	Systematic review	0.00%	0
7	None	0.00%	0
	Total	100%	3

Q16 - Please rate the experiences that you selected in the previous question (e.g. clinical case report, clinical rotation, internship or practicum or fieldwork, thesis or dissertation, research project, systematic review):

#	Question	Excellent		Very Good		Good		Fair		Poor		Total
1	Clarity of deadlines and expectations	100.00%	3	0.00%	0	0.00%	0	0.00%	0	0.00%	0	3
2	Availability of mentorship	100.00%	3	0.00%	0	0.00%	0	0.00%	0	0.00%	0	3
3	Timeliness of feedback from faculty	100.00%	3	0.00%	0	0.00%	0	0.00%	0	0.00%	0	3
4	Availability of research materials and equipment	100.00%	3	0.00%	0	0.00%	0	0.00%	0	0.00%	0	3
5	Overall quality of your experience	100.00%	3	0.00%	0	0.00%	0	0.00%	0	0.00%	0	3

Q17 - Did you seek statistical consulting help to complete the experiences (e.g. clinical case report, clinical rotation, internship or practicum, thesis or dissertation, research project, systematic review) you selected?

#	Answer	%	Count
1	Yes	0.00%	0
2	No	100.00%	3
	Total	100%	3

Q18 - From whom did you seek statistical consulting help? (select all that apply)

#	Answer	%	Count
1	Statistical Consulting Center	0.00%	0
2	Faculty member	0.00%	0
3	Another student	0.00%	0
4	Other	0.00%	0
5	Faculty advisor	0.00%	0
	Total		0

Q19 - How helpful was the Statistical Consulting Center?

#	Answer	%	Count
1	Very helpful	0.00%	0
3	Helpful	0.00%	0
4	Somewhat helpful	0.00%	0
5	Not very helpful	0.00%	0
	Total		0

Q20 - How could statistical consulting help be improved to help you be successful in your program?

How could statistical consulting help be improved to help you be successful in your program?

Q21 - Did you seek assistance with writing for the experiences you selected (e.g. clinical case report, clinical rotation, internship or practicum, thesis or dissertation, research project, systematic review)?

#	Answer	%	Count
1	Yes	33.33%	1
3	No	66.67%	2
	Total	100%	3

Q22 - From whom did you seek writing assistance? (select all that apply)

#	Answer	%	Count
1	Fred Meijer Center for Writing & Michigan Authors	0.00%	0
2	The Knowledge Market	100.00%	1
3	The Graduate School web site	0.00%	0
4	Other	0.00%	0
5	Faculty advisor	0.00%	0
6	Faculty member	0.00%	0
	Total	100%	1

Q23 - Please rate the quality of the writing assistance you received you received from the Fred Meijer Center for Writing & Michigan Authors.

#	Answer	%	Count
1	Excellent	0.00%	0
2	Very Good	0.00%	0
3	Good	0.00%	0
4	Fair	0.00%	0
5	Poor	0.00%	0
	Total		0

Q24 - How could the writing assistance be improved?

How could the writing assistance be improved?

Q25 - Please select the type of courses you completed as a part of your graduate program? (select all that apply)

#	Answer	%	Count
1	Hybrid Courses (online and face-to-face)	40.00%	2
2	Fully Online Courses	40.00%	2
3	Traditional (face-to-face)	20.00%	1
	Total	100%	5

Q26 - How would you rate the educational quality of the online components of your course(s)?

#	Answer	%	Count
1	Excellent	66.67%	2
2	Very Good	0.00%	0
3	Good	33.33%	1
4	Fair	0.00%	0
5	Poor	0.00%	0
	Total	100%	3

Q27 - What components of the online experience could have been improved? (select all that apply)

#	Answer	%	Count
1	Clarity of assignments	0.00%	0
2	Clarity of course expectations	0.00%	0
3	Faculty communication	0.00%	0
4	Organization of software platform	0.00%	0
5	Other	0.00%	0
6	None	66.67%	2
7	Course workload expectations	33.33%	1
	Total	100%	3

Q28 - If you have a choice of course format, which would you normally prefer?

#	Answer	%	Count
1	Hybrid Courses (online and face-to-face)	33.33%	1
2	Fully Online Courses	66.67%	2
3	Traditional (face-to-face)	0.00%	0
	Total	100%	3

Q29 - Which of the following activities did you participate in during your graduate program? (select all that apply)

#	Answer	%	Count
1	Attended a professional conference	12.50%	1
2	Clinical experience	0.00%	0
3	Co-op experience	0.00%	0
4	Community engagement related to your field of study	12.50%	1
5	Field experience	12.50%	1
6	Gave in-class presentations	12.50%	1
7	Presented at a professional conference	0.00%	0
8	Held a formal leadership role in a student organization	0.00%	0
9	Participated in a learning community	12.50%	1

10	Participated in study abroad program	0.00%	0
11	Student teaching	12.50%	1
12	Other	0.00%	0
13	None	25.00%	2
	Total	100%	8

Q30 - To what degree were each of the following library services useful to your graduate studies?
Please select Not Applicable if you did not know about or did not use the resource.

#	Question	Extremely useful		Very useful		Moderately useful		Slightly useful		Not useful		Total
1	Library Spaces (Study rooms, Building Use, etc)	0.00%	0	0.00%	0	0.00%	0	0.00%	0	0.00%	0	0
2	Online Chat/Email Help	0.00%	0	0.00%	0	0.00%	0	100.00%	1	0.00%	0	1
3	Physical/Print Library Materials	0.00%	0	0.00%	0	0.00%	0	0.00%	0	0.00%	0	0
4	Knowledge Market Services	0.00%	0	100.00%	1	0.00%	0	0.00%	0	0.00%	0	1
5	Library Online Databases and/or Journals	100.00%	2	0.00%	0	0.00%	0	0.00%	0	0.00%	0	2
6	Subject Librarian Meetings (Individual or Classroom)	50.00%	1	0.00%	0	50.00%	1	0.00%	0	0.00%	0	2
7	Laptop/Charger/Calculator Rentals	0.00%	0	0.00%	0	0.00%	0	0.00%	0	0.00%	0	0
8	Course/E-reserves	0.00%	0	0.00%	0	100.00%	1	0.00%	0	0.00%	0	1
9	Document Delivery/ Interlibrary Loan	0.00%	0	0.00%	0	100.00%	1	0.00%	0	0.00%	0	1
10	Computers/Printers/ Scanner	0.00%	0	0.00%	0	0.00%	0	0.00%	0	0.00%	0	0
11	Subject Guides	0.00%	0	0.00%	0	100.00%	1	0.00%	0	0.00%	0	1
12	Citation Tools	100.00%	1	0.00%	0	0.00%	0	0.00%	0	0.00%	0	1

Q31 - You indicated that an aspect of library services was "not useful." Could you tell us how we might improve the library experience?

You indicated that an aspect of library services was "not useful." Could you tell us how we might improve the library experience?

Q32 - What more would you like to tell us about your experience with library services?

What more would you like to tell us about your experience with library services?
I wish the location of the teacher curriculum books was on pew campus so I could drive there and poor over the books rather than to Allendale. Pew just seems more central to the number of schools in the area.

Q33 - Did you receive any formal academic advising during your time at GVSU?

#	Answer	%	Count
1	Yes, I sought and received academic advising	100.00%	2
2	I sought academic advising, but did not receive it	0.00%	0
3	No, I did not seek any academic advising	0.00%	0
4	I did not know academic advising was available	0.00%	0
	Total	100%	2

Q34 - From whom did you primarily seek academic advising?

#	Answer	%	Count
1	My Graduate Program Director (GPD)	100.00%	2
2	My assigned academic advisor	0.00%	0
3	A GVSU faculty member other than my GPD or assigned academic advisor	0.00%	0
4	A non-GVSU contact or service	0.00%	0
5	Other	0.00%	0
	Total	100%	2

Q35 - Please rate the quality of the academic advising you received from your GPD:

#	Answer	%	Count
1	Excellent	100.00%	2
2	Very Good	0.00%	0
3	Good	0.00%	0
4	Fair	0.00%	0
5	Poor	0.00%	0
	Total	100%	2

Q64 - Please rate the quality of the academic advising you received from your academic advisor:

#	Answer	%	Count
1	Excellent	0.00%	0
2	Very Good	0.00%	0
3	Good	0.00%	0
4	Fair	0.00%	0
5	Poor	0.00%	0
	Total		0

Q36 - Please explain why you felt the quality of academic advising you received from the GPD was fair or poor (select all that apply):

#	Answer	%	Count
1	There was a lack of communication	0.00%	0
2	I was not given any guidance when we met/spoke	0.00%	0
3	I was given poor or unhelpful guidance	0.00%	0
4	The person or service was difficult to work with	0.00%	0
5	The expectations were unclear and confusing	0.00%	0
6	Other	0.00%	0
	Total		0

Q66 - Please explain why you felt the quality of academic advising you received from your academic advisor was fair or poor (select all that apply):

#	Answer	%	Count
1	There was a lack of communication	0.00%	0
2	I was not given any guidance when we met/spoke	0.00%	0
3	I was given poor or unhelpful guidance	0.00%	0
4	The person was difficult to work with	0.00%	0
5	The expectations were unclear and confusing	0.00%	0
6	Other	0.00%	0
	Total		0

Q37 - Please explain why you chose not to seek academic advising from your assigned graduate advisor (select all that apply):

#	Answer	%	Count
1	I did not know that I had an assigned graduate advisor	0.00%	0
2	I sought academic advising from my graduate advisor, but I didn't feel it was a good fit so I went with another option	0.00%	0
3	I worked with someone other than my graduate advisor during the application and admission process, and chose to continue working with that person	0.00%	0
4	Other	0.00%	0
	Total		0

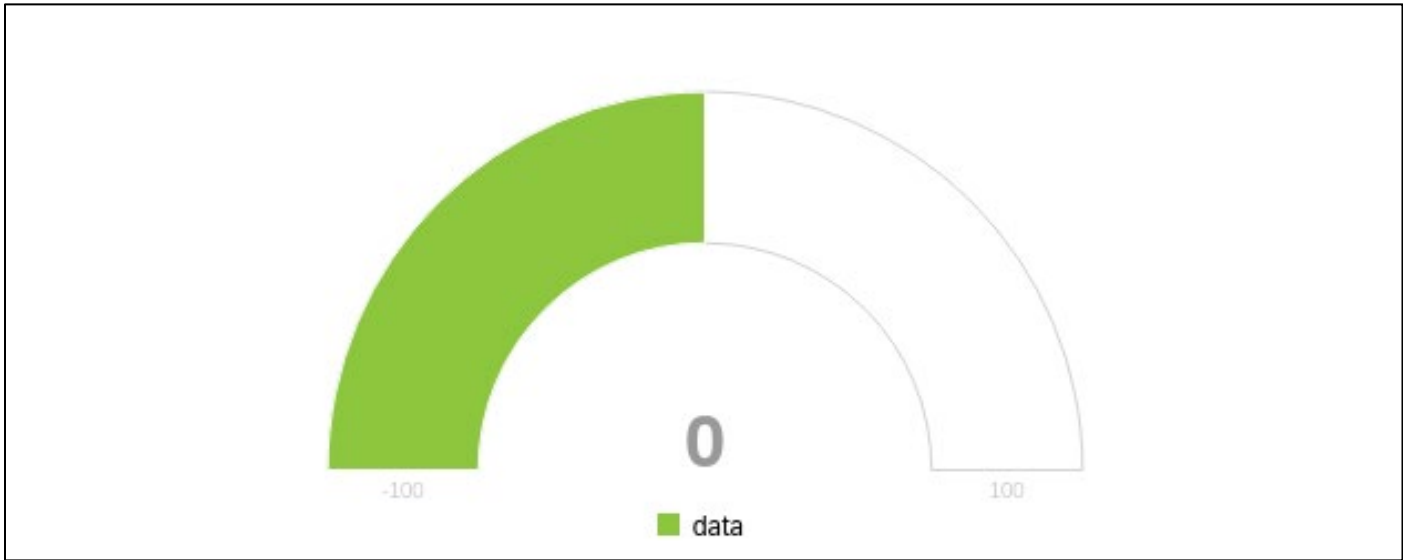
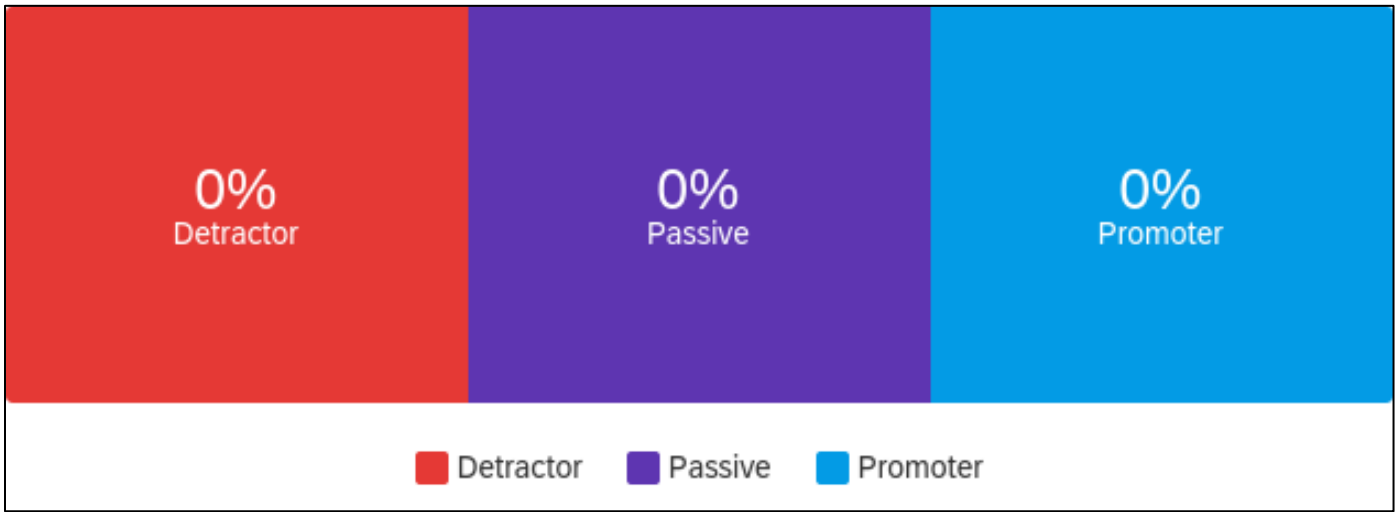
Q38 - Overall, how would you rate the quality of your:

#	Question	Excellent		Very Good		Good		Fair		Poor		Total
1	Academic experience at this university	50.00%	1	50.00%	1	0.00%	0	0.00%	0	0.00%	0	2
2	Student life experiences at this university	0.00%	0	50.00%	1	50.00%	1	0.00%	0	0.00%	0	2
3	Graduate/professional program at this university	100.00%	2	0.00%	0	0.00%	0	0.00%	0	0.00%	0	2
4	Overall experience at this university	100.00%	2	0.00%	0	0.00%	0	0.00%	0	0.00%	0	2

Q39 - If you were to start graduate school over, would you choose the same field of study? If no, what reason(s) would you offer?

#	Answer	%	Count
1	Yes	100.00%	2
2	No	0.00%	0
	Total	100%	2

Q40 - How likely are you to recommend your program to a friend or an acquaintance looking to advance their careers in healthcare?



Q41 - How satisfied are you with your graduate program of study?

#	Answer	%	Count
1	Very dissatisfied	0.00%	0
2	Dissatisfied	0.00%	0
3	Neutral	0.00%	0
4	Satisfied	0.00%	0
5	Very satisfied	0.00%	0
	Total		0

Q42 - If you were to start graduate school over, would you still choose to come to GVSU? If no, what reason(s) would you offer?

#	Answer	%	Count
1	Yes	100.00%	2
2	No	0.00%	0
	Total	100%	2

Q43 - Would you recommend GVSU to someone considering your graduate degree program?

#	Answer	%	Count
1	Definitely yes	50.00%	1
2	Yes	50.00%	1
3	Maybe	0.00%	0
4	No	0.00%	0
5	Definitely no	0.00%	0
	Total	100%	2

Q44 - What was the highlight of your graduate degree program?

What was the highlight of your graduate degree program?
-
The team I went through the program with and the professors. I love that as I draw to the end of this experience, I still feel like I can reach out to the professors many years from now. In addition to this I have made some great teacher friends in the cohort that I went through the GTC program with.

Q45 - What could be improved for your graduate degree program?

What could be improved for your graduate degree program?
-
I wish I had more of a road map for the research aspects so that I could build one research project off of another. I also would love to see teachers have to do a class on how to teach phonics and actually how to teach kids to read rather than just comprehension strategies.

Q46 - Which of the following was the most significant obstacle to your academic progress toward degree completion during graduate school? (select all that apply)

#	Answer	%	Count
1	Family obligations	50.00%	1
2	Availability of faculty	0.00%	0
3	Course scheduling/availability	0.00%	0
4	Project/Thesis/Dissertation research	0.00%	0
5	Finances	0.00%	0
6	Mental/Physical Health	0.00%	0
7	Employment	0.00%	0
8	Other	0.00%	0
9	None	50.00%	1
	Total	100%	2

Q47 - Do you feel adequately prepared to enter or advance in your chosen field or profession after completing your GVSU degree?

#	Answer	%	Count
1	Definitely yes	100.00%	2
2	Yes	0.00%	0
3	Maybe	0.00%	0
4	No	0.00%	0
5	Definitely no	0.00%	0
6	Uncertain	0.00%	0
	Total	100%	2

Q67 - Why do you feel inadequately prepared to enter or advance in your chosen field or progression?

Why do you feel inadequately prepared to enter or advance in your chosen field or progression?

Q48 - Have you been or will you be searching for a post-graduate job?

#	Answer	%	Count
1	Yes, I will be searching or I am currently searching	0.00%	0
2	Yes, I searched for and have secured a post-graduate job	50.00%	1
3	No, I will not be searching for a job	50.00%	1
	Total	100%	2

Q49 - Did you receive graduate employment guidance from any person or service during your time at GVSU?

#	Answer	%	Count
1	Yes, I sought and received employment guidance	0.00%	0
2	I sought employment guidance, but did not receive it	0.00%	0
3	No, I did not seek any employment guidance	100.00%	1
	Total	100%	1

Q50 - From whom did you primarily seek employment guidance?

#	Answer	%	Count
1	A GVSU faculty member	0.00%	0
2	The GVSU Career Center	0.00%	0
3	A GVSU advising center	0.00%	0
4	A non-GVSU contact or service	0.00%	0
5	Other	0.00%	0
	Total		0

Q51 - Please rate the quality of the Career Center's post-graduate employment guidance you received:

#	Answer	%	Count
1	Excellent	0.00%	0
2	Very Good	0.00%	0
3	Good	0.00%	0
4	Fair	0.00%	0
5	Poor	0.00%	0
	Total		0

Q52 - Please explain why you felt the quality of the Career Center's post-graduate employment guidance you received was fair or poor:

#	Answer	%	Count
1	There was a lack of communication	0.00%	0
2	I was not given any guidance when we met/spoke	0.00%	0
3	I was given poor or unhelpful guidance	0.00%	0
4	The person or service was difficult to work with	0.00%	0
5	The expectations were unclear and confusing	0.00%	0
6	Other	0.00%	0
	Total		0

Q53 - Please select the reason why you did not seek employment guidance:

#	Answer	%	Count
1	I did not know there was employment guidance available at Grand Valley	0.00%	0
2	I did know there was employment guidance available, but I didn't know it was available for graduate students	0.00%	0
3	I did not feel I needed employment guidance	100.00%	1
4	Other	0.00%	0
	Total	100%	1

Q54 - Has earning your graduate degree resulted in a promotion or any new offers of employment that are related to your degree program? If yes, please describe the job or position you were offered:

#	Answer	%	Count
1	Yes	0.00%	0
2	No	100.00%	2
	Total	100%	2

Q58 - Were non-academic activities, such as the Graduate Student Association (GSA) or graduate program social events, important during your graduate education?

#	Answer	%	Count
1	Yes	0.00%	0
2	Neutral	0.00%	0
3	No	100.00%	2
	Total	100%	2

Q59 - Have you participated in any of the following graduate student activities at GVSU? Please select all that apply.

#	Answer	%	Count
1	Graduate Student Association (GSA) activities	0.00%	0
2	Graduate Program Registered Student Organization (RSO) educational activities	0.00%	0
4	Professional development events hosted by the Graduate School	33.33%	1
5	Discipline specific professional speakers	33.33%	1
6	Co-curricular professional development workshops or seminars	0.00%	0
7	Graduate degree program educational events	0.00%	0
8	Graduate degree program social events	0.00%	0
9	Other	0.00%	0
10	I did not participate in any graduate student activities at GVSU	33.33%	1
	Total	100%	3

Q60 - What limited your participation in GVSU graduate student activities?

#	Answer	%	Count
1	Unsure of how to participate	0.00%	0
2	Timing/scheduling of events and activities	0.00%	0
3	Location of events and activities	0.00%	0
4	Cost of participation	0.00%	0
5	Unaware of activities	0.00%	0
6	Not interested in additional activities	100.00%	2
7	Other	0.00%	0
	Total	100%	2

Q61 - Please rank the following activities you would have participated in as a graduate student at GVSU?

[illegible]

	Registered Student Organization (RSO) educational activities																	
3	Professional development events hosted by the Graduate School	0.00%	0	0.00%	0	100.00%	1	0.00%	0	0.00%	0	0.00%	0	0.00%	0	0.00%	0	1
4	Discipline specific professional speakers	0.00%	0	0.00%	0	0.00%	0	100.00%	1	0.00%	0	0.00%	0	0.00%	0	0.00%	0	1
5	Co-curricular professional development workshops or seminars	0.00%	0	0.00%	0	0.00%	0	0.00%	0	0.00%	0	100.00%	1	0.00%	0	0.00%	0	1
6	Graduate degree program educational events	100.00%	1	0.00%	0	0.00%	0	0.00%	0	0.00%	0	0.00%	0	0.00%	0	0.00%	0	1
7	Graduate degree program social events	0.00%	0	0.00%	0	0.00%	0	0.00%	0	0.00%	0	0.00%	0	100.00%	1	0.00%	0	1
8	Other	0.00%	0	0.00%	0	0.00%	0	0.00%	0	0.00%	0	0.00%	0	0.00%	0	100.00%	1	1

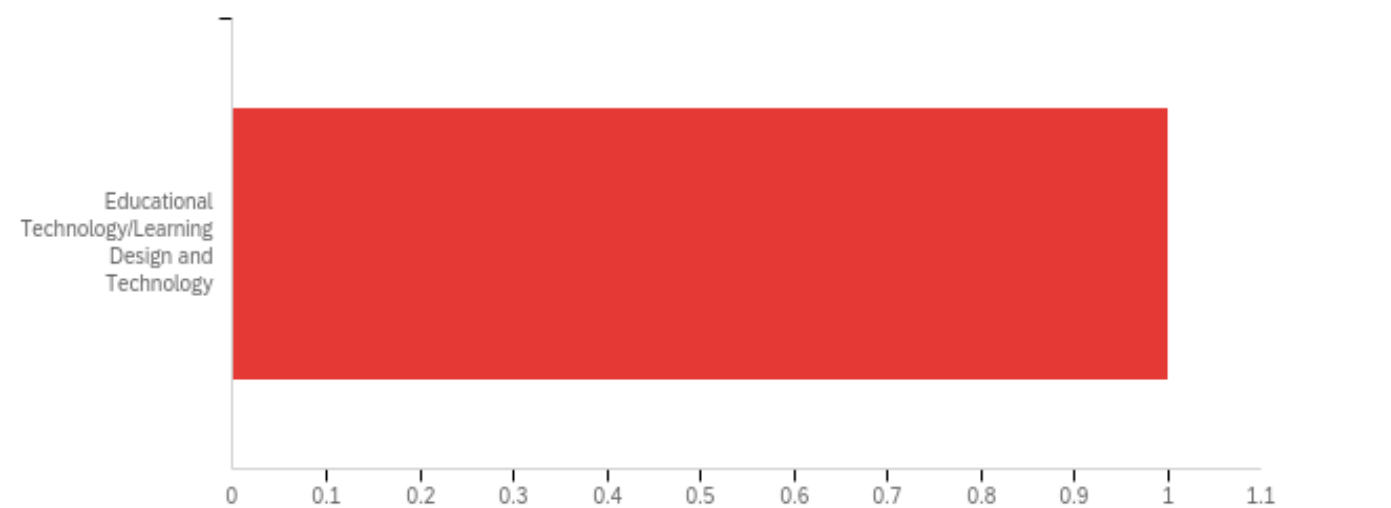
Q62 - Any final comments and/or suggestions regarding your graduate education experience at GVSU?

Any final comments and/or suggestions regarding your graduate education experience at GVSU?

Educational Technology/Learning Design and Technology 2023-24

Grad Degree Completion Survey - 2023-24
December 3rd 2024, 1:29 pm MST

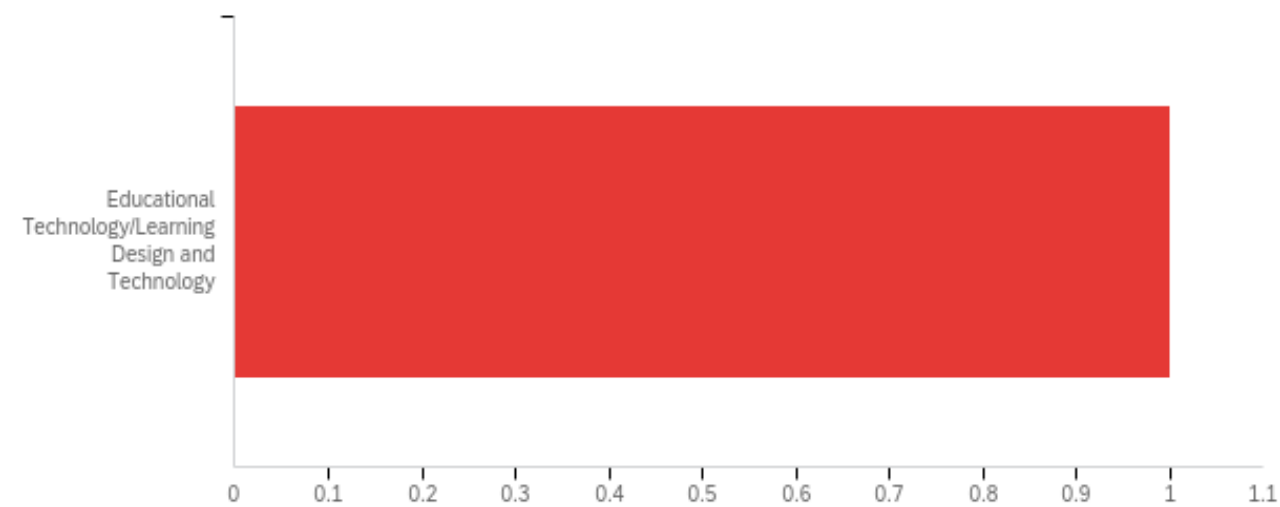
Q1 - Did you receive your undergraduate degree from GVSU?



#	Field	Minimum	Maximum	Mean	Std Deviation	Variance	Count
1	Educational Technology/Learning Design and Technology	2.00	2.00	2.00	0.00	0.00	1

#	Question	Educational Technology/Learning Design and Technology	Total
1	No	100.00%	1

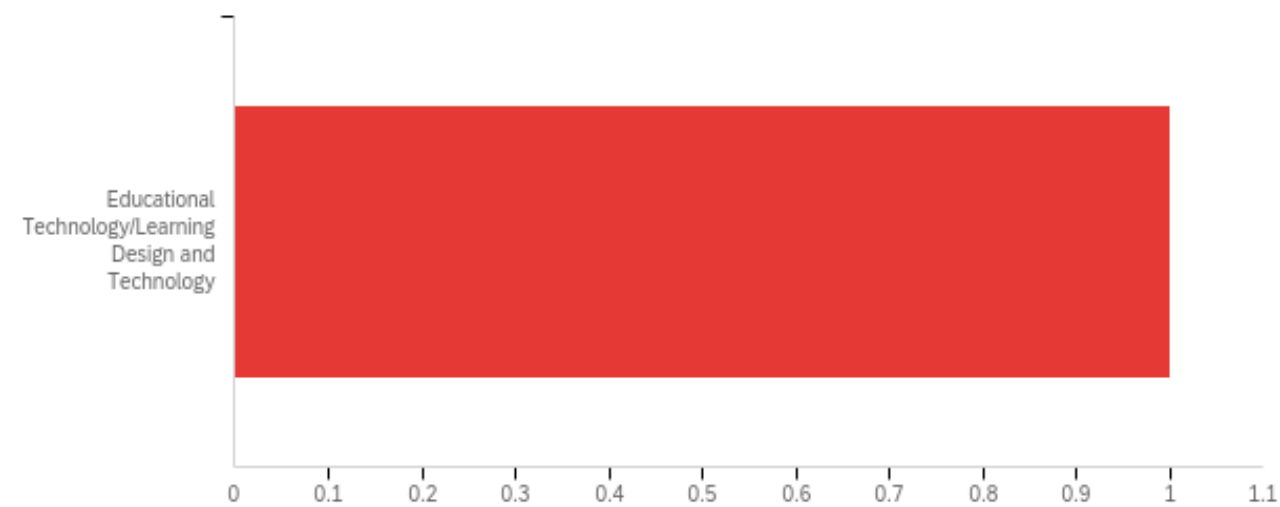
Q2 - Which graduate degree program did you/will you complete?



#	Field	Minimum	Maximum	Mean	Std Deviation	Variance	Count
1	Educational Technology/Learning Design and Technology	14.00	14.00	14.00	0.00	0.00	1

#	Question	Educational Technology/Learning Design and Technology	Total
1	Education (MEd)	100.00%	1

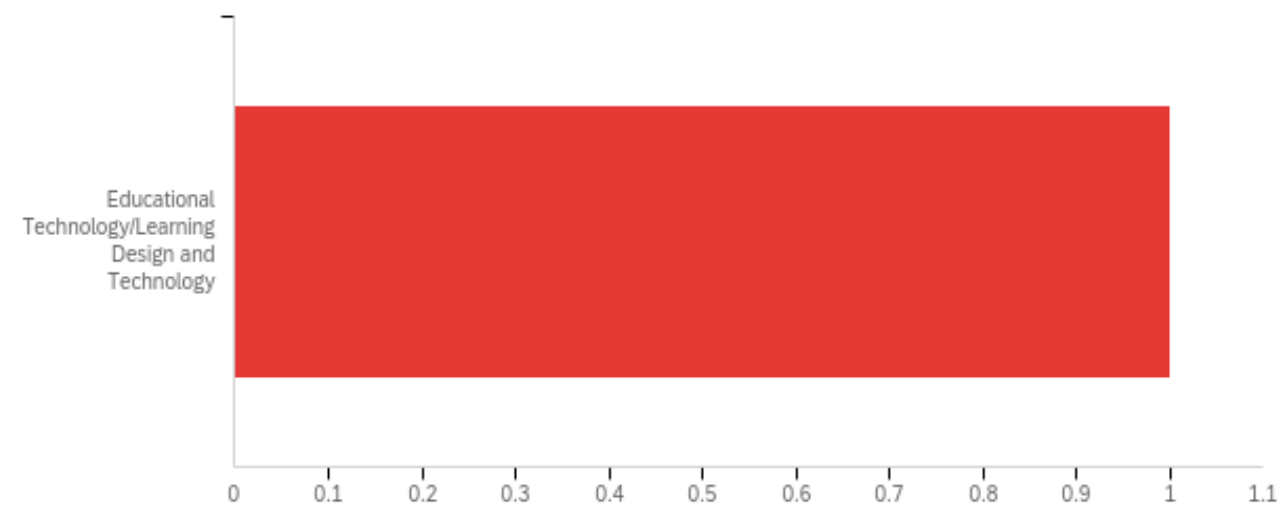
Q8 - Which M.Ed. program did you complete?



#	Field	Minimum	Maximum	Mean	Std Deviation	Variance	Count
1	Educational Technology/Learning Design and Technology	1.00	1.00	1.00	0.00	0.00	1

#	Answer	%	Count
1	Educational Technology/Learning Design and Technology	100.00%	1
	Total	100%	1

Q12 - What were you doing before enrolling in graduate school? (select all that apply)



#	Question	Educational Technology/Learning Design and Technology	Total
1	Employed in a field related to my current degree program	100.00%	1

Q12_5_TEXT - Other - Educational Technology/Learning Design and Technology
Other - Text

Q12_5_TEXT - Other - Higher Education - Adult and Higher Education
Other - Text

Q12_5_TEXT - Other - Higher Education - College Student Affairs Leadership (CSAL)
Other - Text

Q12_5_TEXT - Other - Instruction and Curriculum - Advanced Content Specialization
Other - Text

Q12_5_TEXT - Other - Instruction and Curriculum - Early Childhood Education
Other - Text

Q12_5_TEXT - Other - Instruction and Curriculum - Educational Differentiation
Other - Text

Q12_5_TEXT - Other - Instruction and Curriculum - Elementary Education
Other - Text

Q12_5_TEXT - Other - Instruction and Curriculum - Secondary Education
Other - Text

Q12_5_TEXT - Other - Educational Leadership
Other - Text

Q12_5_TEXT - Other - Educational Leadership - Special Education Administration
Other - Text

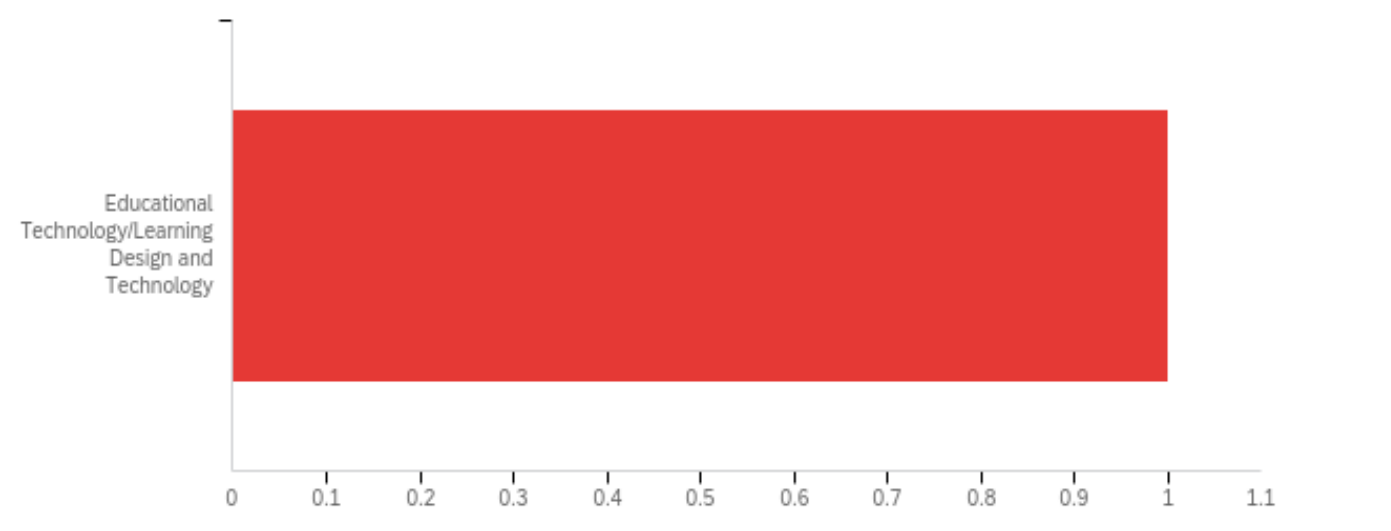
Q12_5_TEXT - Other - Educational Specialist in Leadership
Other - Text

Q12_5_TEXT - Other - Literacy Studies - Reading & Language Arts
Other - Text

Q12_5_TEXT - Other - School Counseling
Other - Text

Q12_5_TEXT - Other - Special Education
Other - Text

Q13 - Why did you decide to pursue a graduate degree? (please choose your primary reason)



#	Field	Minimum	Maximum	Mean	Std Deviation	Variance	Count
1	Educational Technology/Learning Design and Technology	1.00	1.00	1.00	0.00	0.00	1

#	Question	Educational Technology/Learning Design and Technology	Total
1	Career advancement	100.00%	1

Q13_5_TEXT - Other: - Educational Technology/Learning Design and Technology
Other: - Text

Q13_5_TEXT - Other: - Higher Education - Adult and Higher Education
Other: - Text

Q13_5_TEXT - Other: - Higher Education - College Student Affairs Leadership (CSAL)
Other: - Text

Q13_5_TEXT - Other: - Instruction and Curriculum - Advanced Content Specialization
Other: - Text

Q13_5_TEXT - Other: - Instruction and Curriculum - Early Childhood Education
Other: - Text

Q13_5_TEXT - Other: - Instruction and Curriculum - Educational Differentiation
Other: - Text

Q13_5_TEXT - Other: - Instruction and Curriculum - Elementary Education
Other: - Text

Q13_5_TEXT - Other: - Instruction and Curriculum - Secondary Education
Other: - Text

Q13_5_TEXT - Other: - Educational Leadership
Other: - Text

Q13_5_TEXT - Other: - Educational Leadership - Special Education Administration
Other: - Text

Q13_5_TEXT - Other: - Educational Specialist in Leadership
Other: - Text

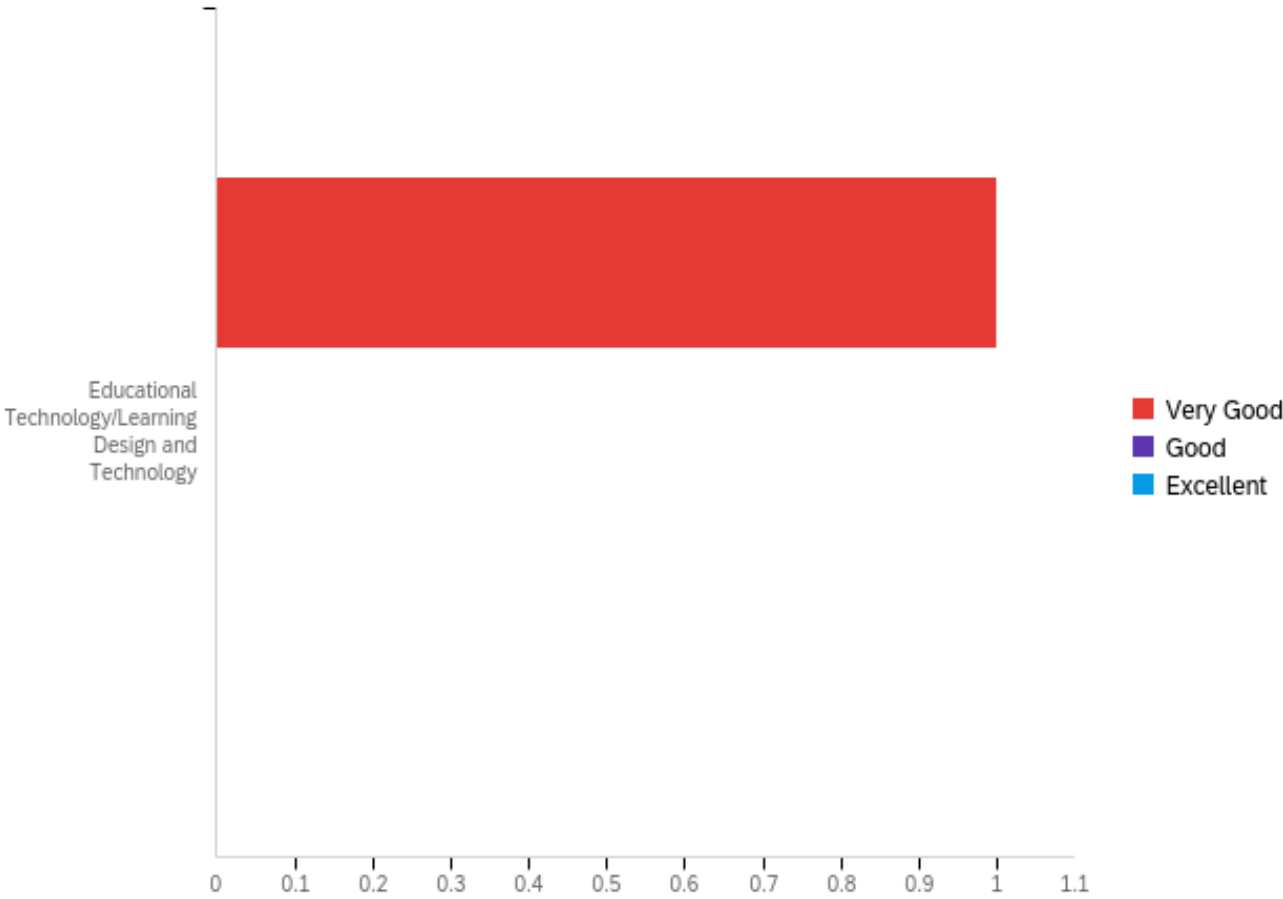
Q13_5_TEXT - Other: - Literacy Studies - Reading & Language Arts
Other: - Text

Q13_5_TEXT - Other: - School Counseling
Other: - Text

Q13_5_TEXT - Other: - Special Education
Other: - Text

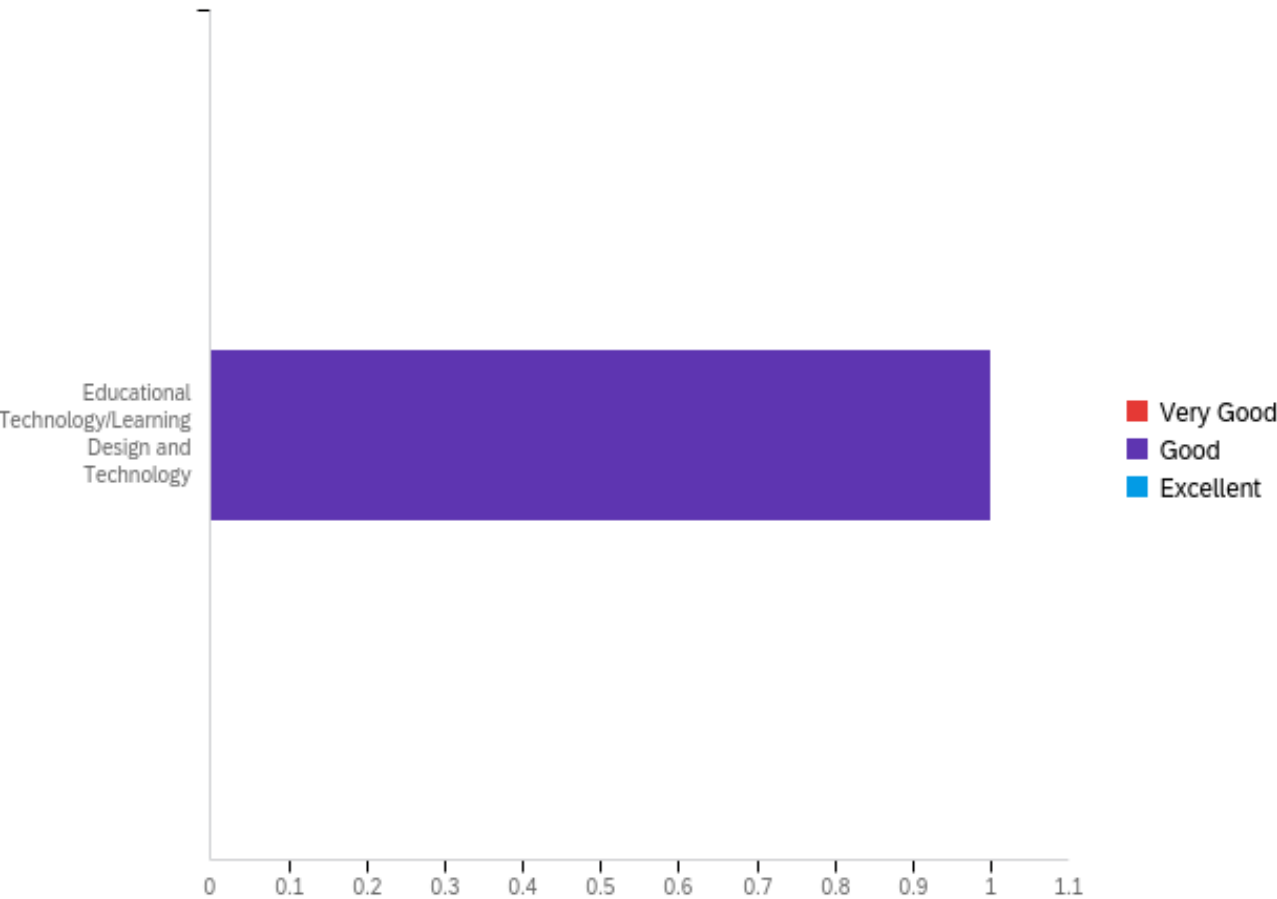
Q14 - Please rate the following dimensions of your graduate degree program.

Intellectual quality of the faculty

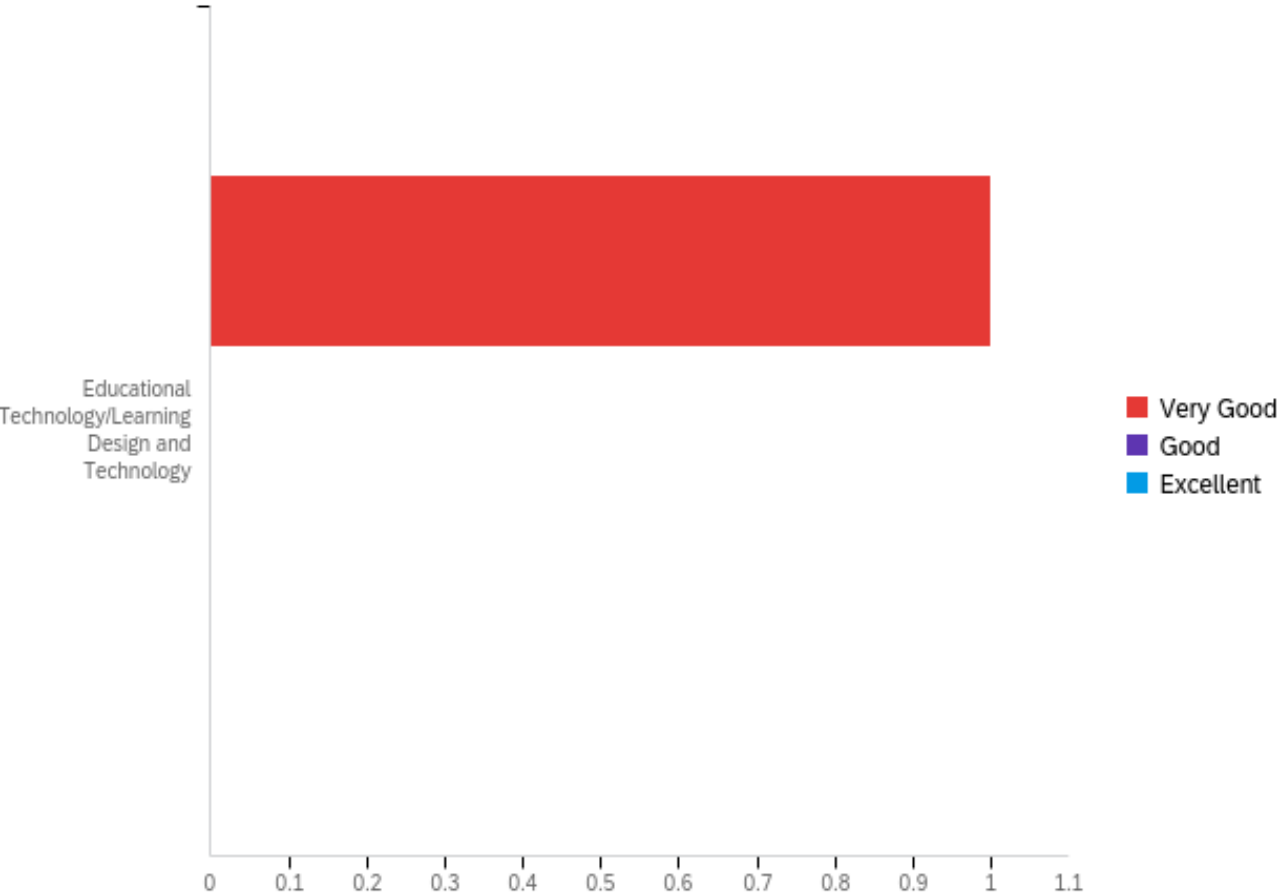


Educational
Technology/Learning
Design and
Technology

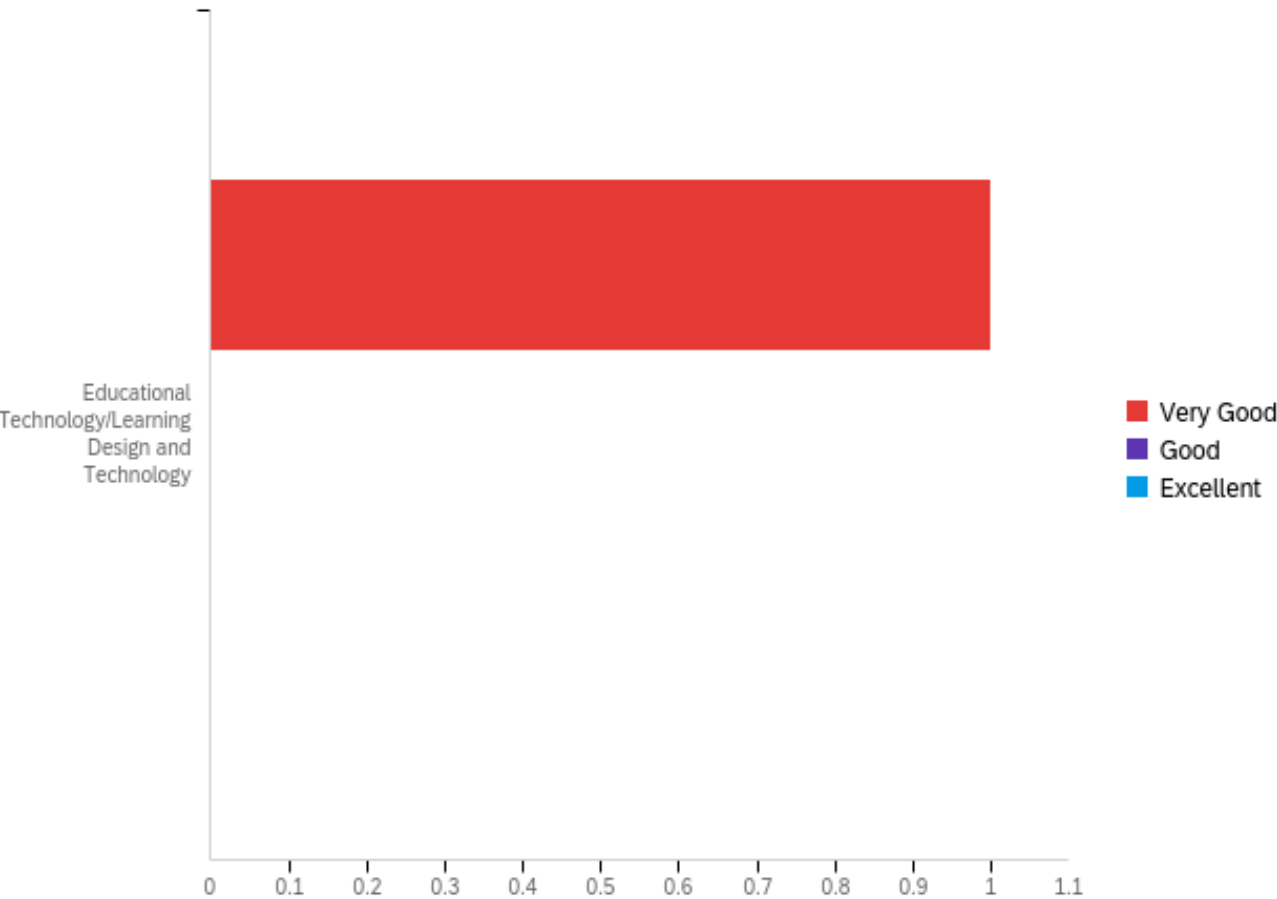
Intellectual quality of my fellow graduate students



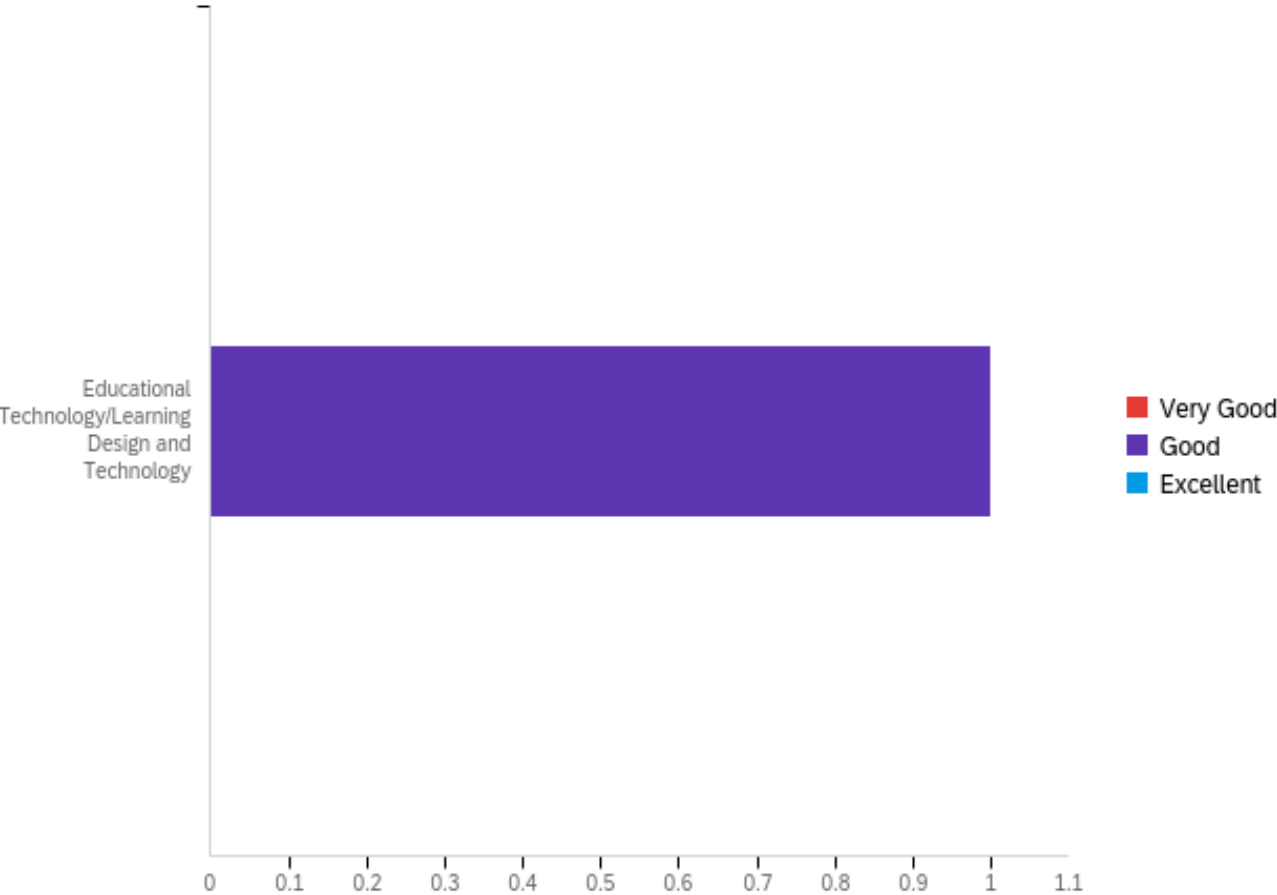
Relationship between faculty and graduate students



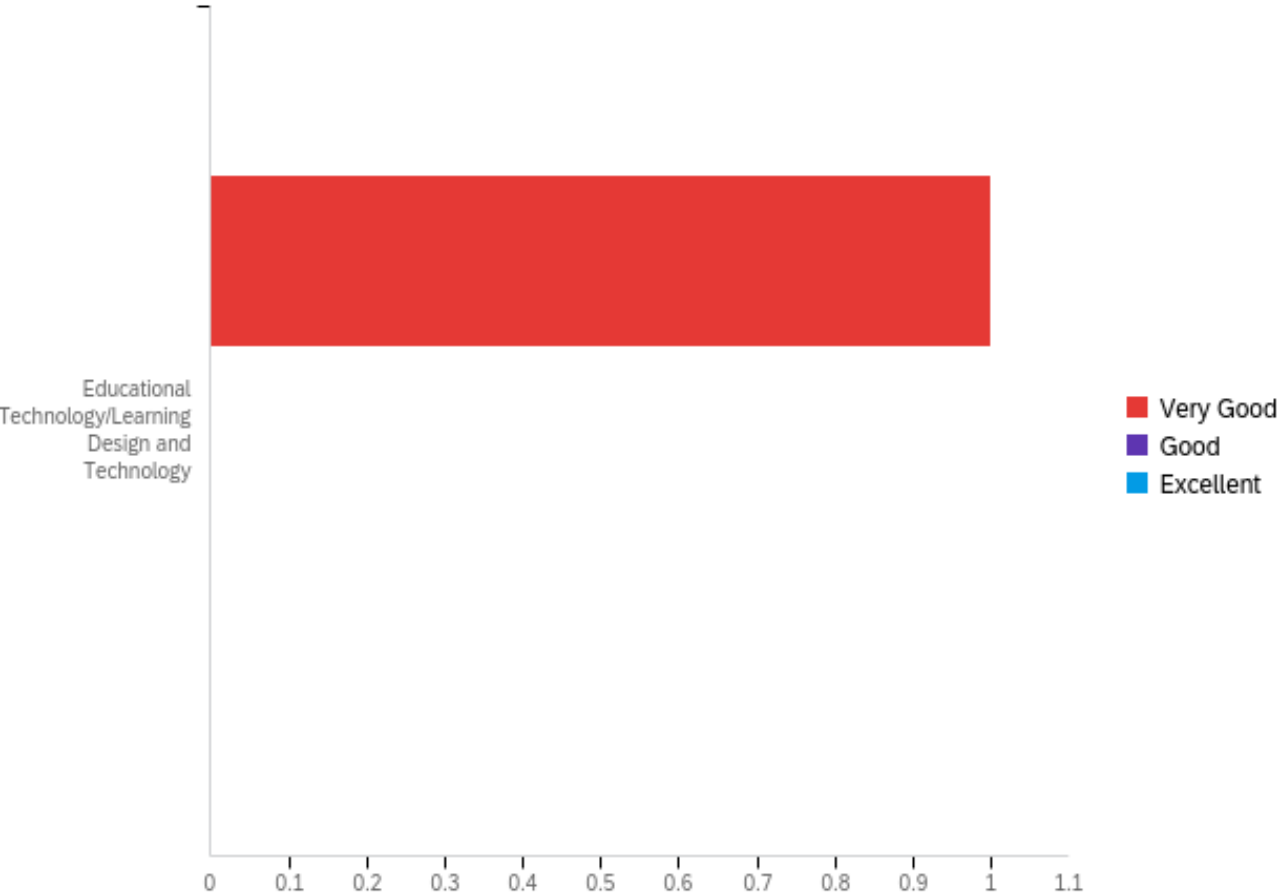
Program's ability to integrate recent developments in my field



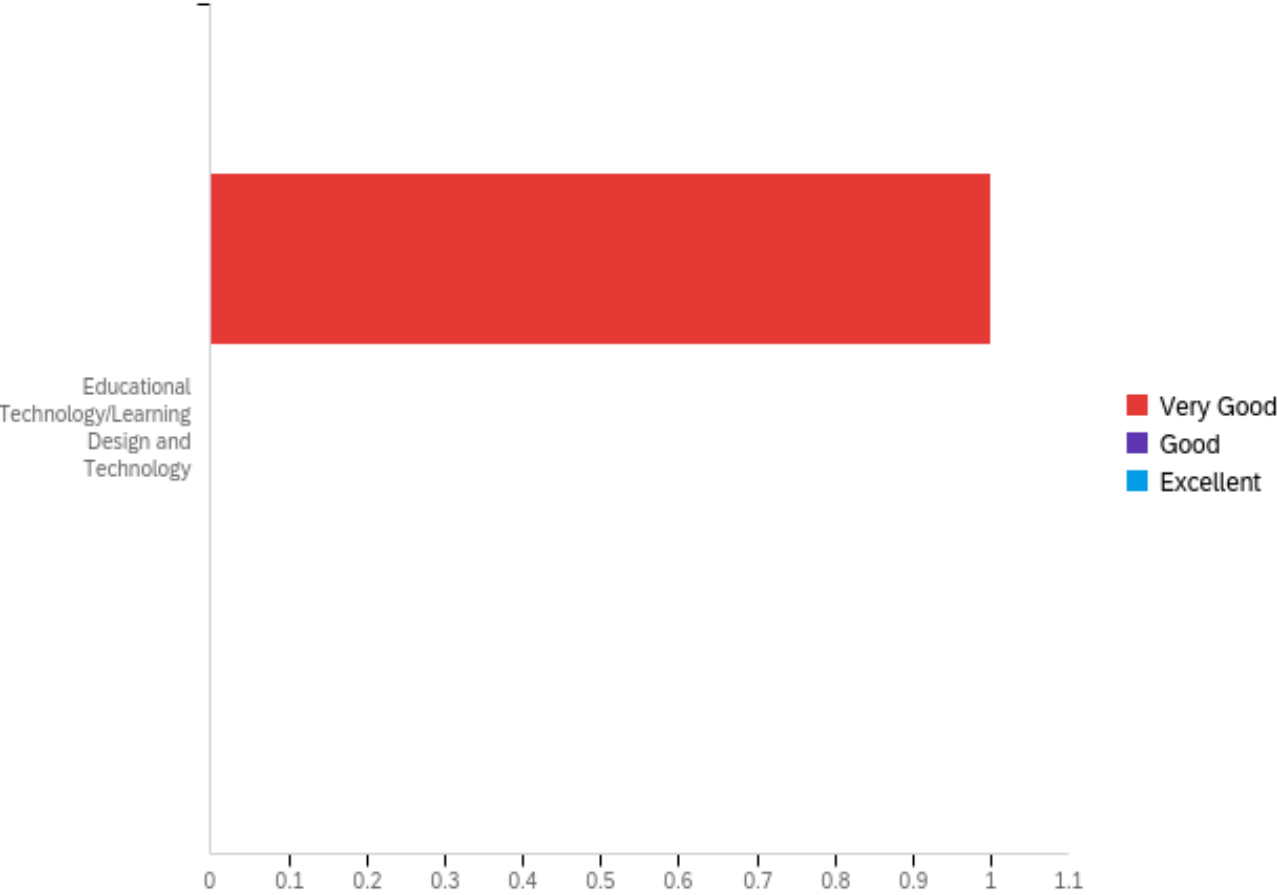
Program space and facilities



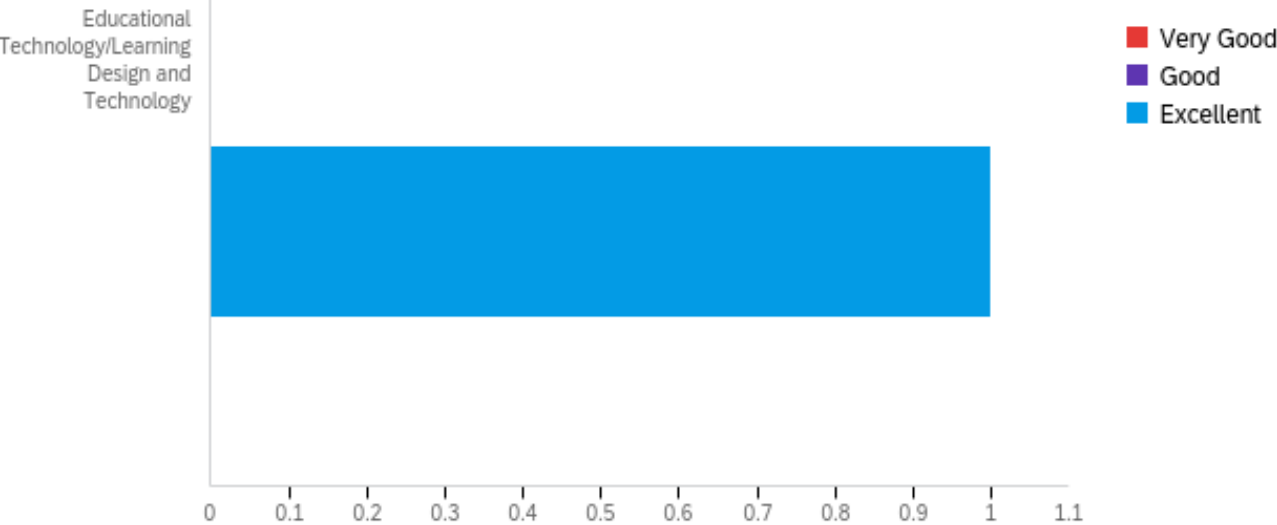
Overall quality of graduate level instruction by faculty



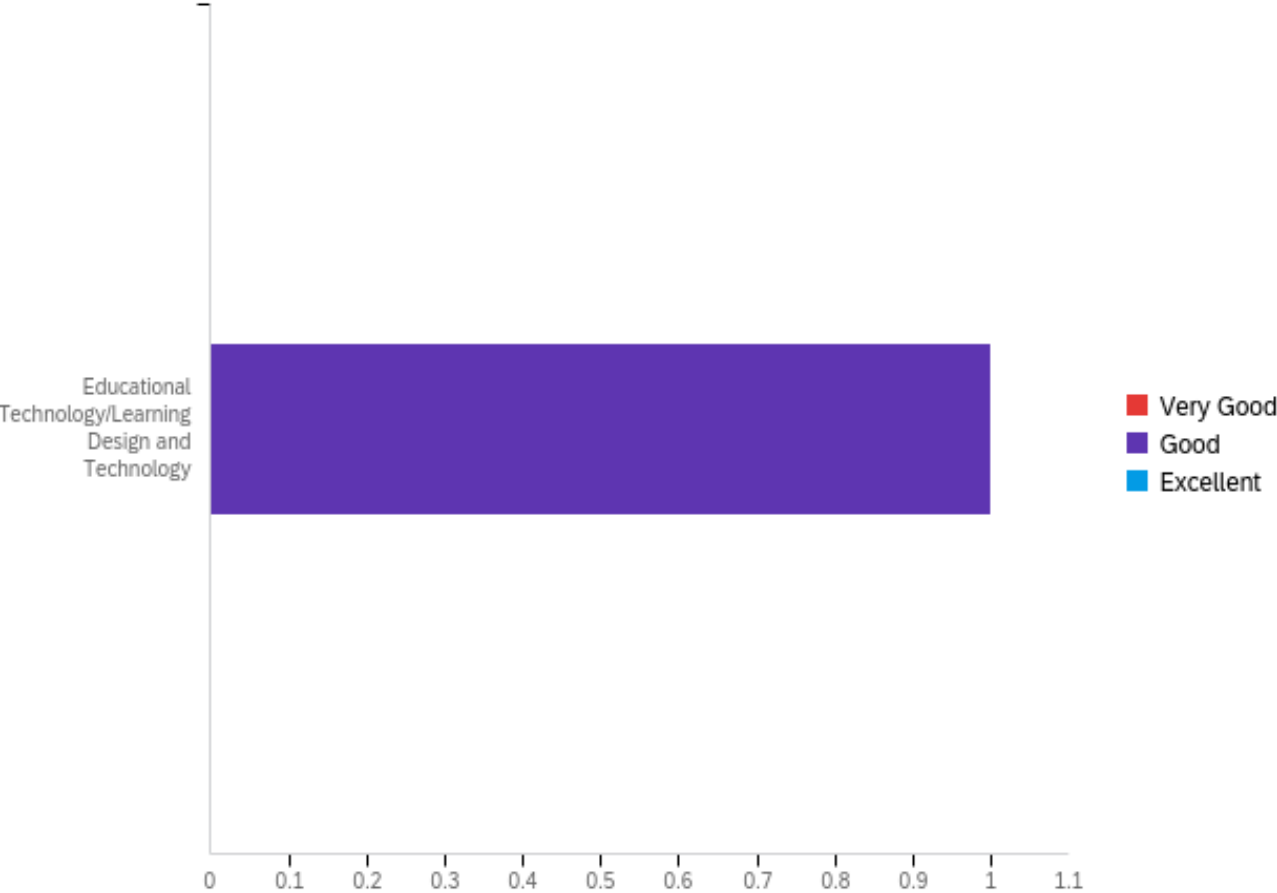
Level of academic challenge



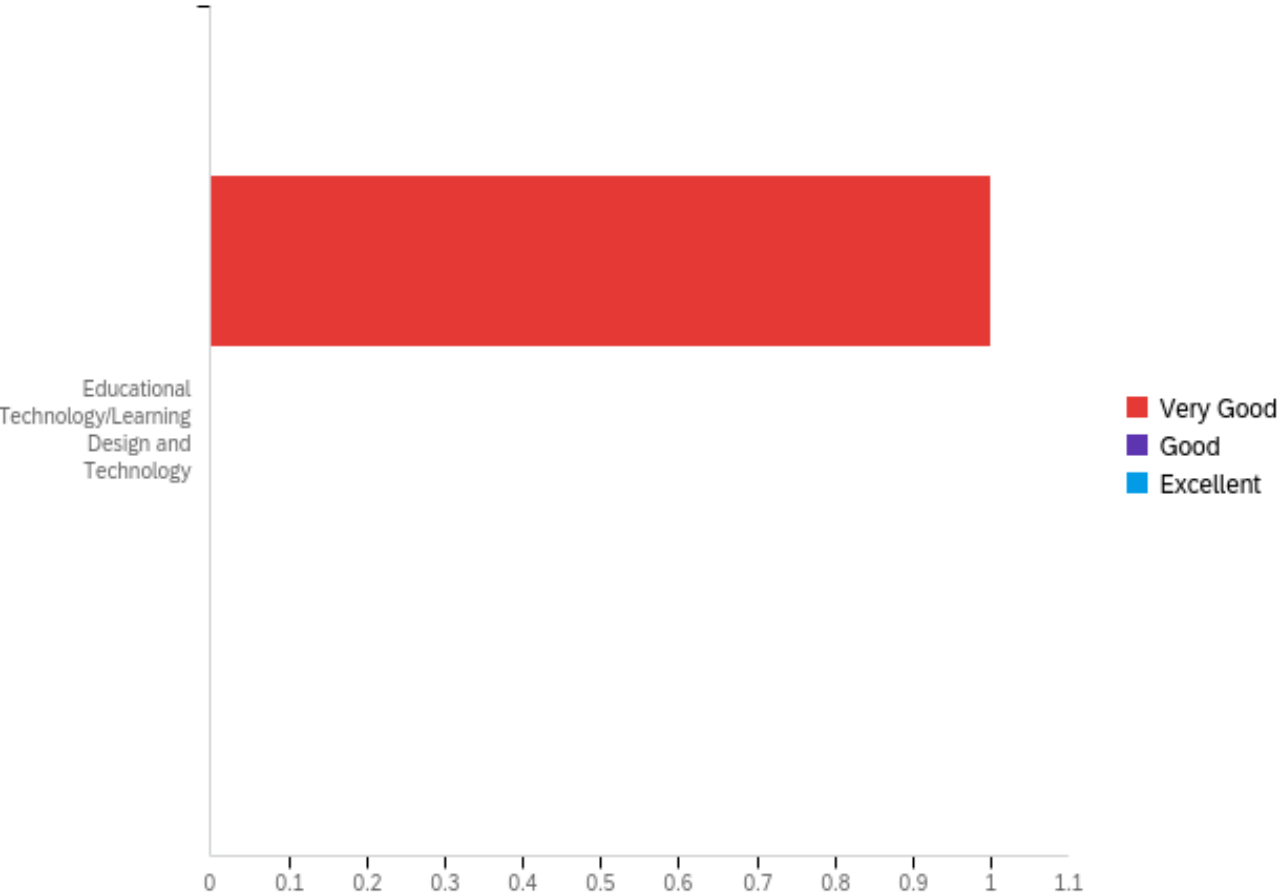
Helpfulness of staff members in my unit/program



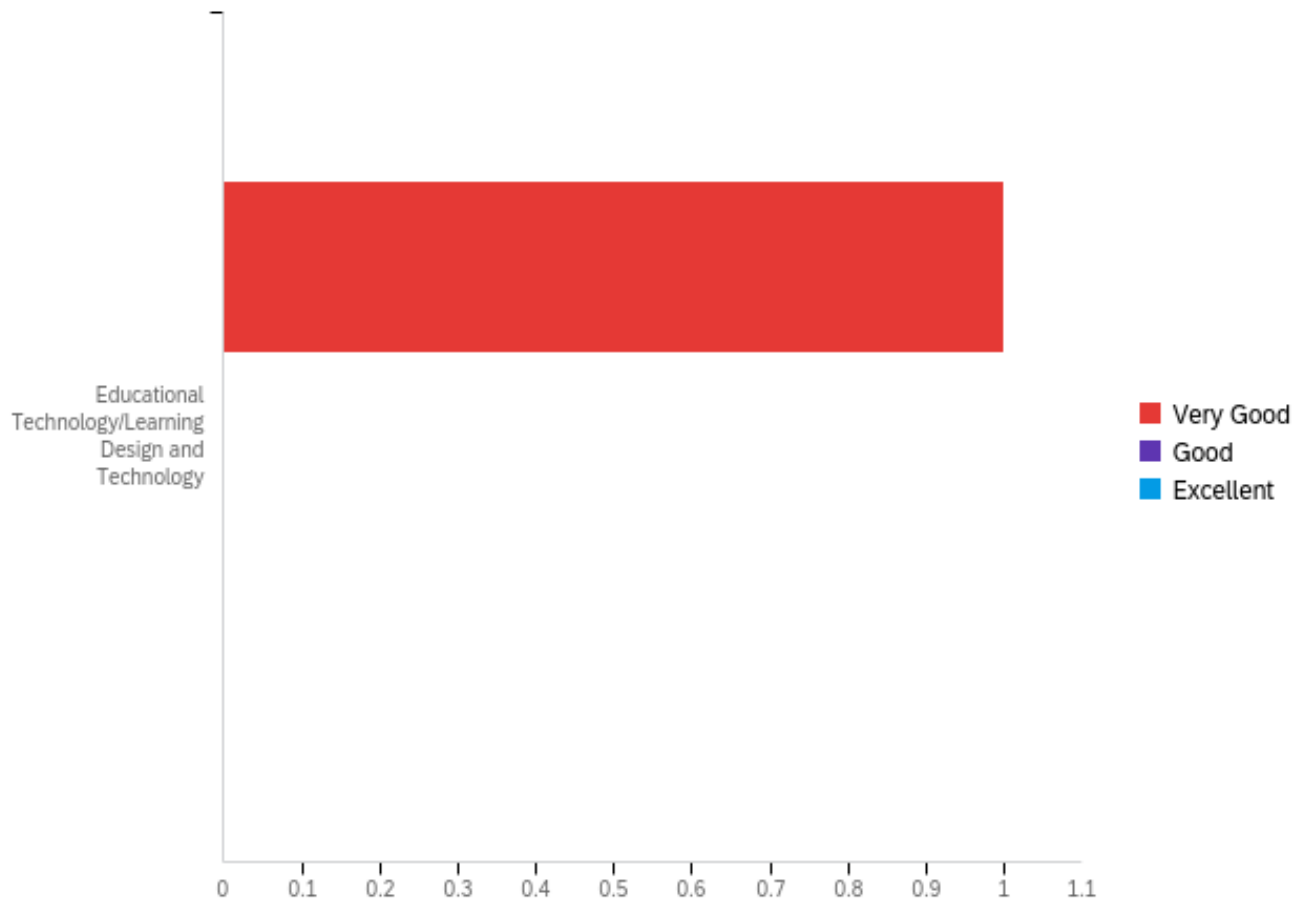
Opportunity to interact with disciplines outside your degree program



Academic standards in my program



Overall program quality



Educational Technology/Learning Design and Technology

#	Field	Minimum	Maximum	Mean	Std Deviation	Variance	Count
1	Intellectual quality of the faculty	2.00	2.00	2.00	0.00	0.00	1
2	Intellectual quality of my fellow graduate students	3.00	3.00	3.00	0.00	0.00	1
3	Relationship between faculty and graduate students	2.00	2.00	2.00	0.00	0.00	1
4	Program's ability to integrate recent developments in my field	2.00	2.00	2.00	0.00	0.00	1
5	Program space and facilities	3.00	3.00	3.00	0.00	0.00	1
6	Overall quality of graduate level instruction by faculty	2.00	2.00	2.00	0.00	0.00	1
7	Level of academic challenge	2.00	2.00	2.00	0.00	0.00	1
8	Helpfulness of staff members in my unit/program	1.00	1.00	1.00	0.00	0.00	1
9	Opportunity to interact with disciplines outside your degree program	3.00	3.00	3.00	0.00	0.00	1

10	Academic standards in my program	2.00	2.00	2.00	0.00	0.00	1
11	Overall program quality	2.00	2.00	2.00	0.00	0.00	1

Intellectual quality of the faculty

#	Question	Educational Technology/Learning Design and Technology		Total
2	Very Good	100.00%	1	1
2	Good	0.00%	0	0
3	Excellent	0.00%	0	0

Intellectual quality of my fellow graduate students

#	Question	Educational Technology/Learning Design and Technology		Total
2	Very Good	0.00%	0	0
2	Good	100.00%	1	1
3	Excellent	0.00%	0	0

Relationship between faculty and graduate students

#	Question	Educational Technology/Learning Design and Technology		Total
2	Very Good	100.00%	1	1
2	Good	0.00%	0	0
3	Excellent	0.00%	0	0

Program's ability to integrate recent developments in my field

#	Question	Educational Technology/Learning Design and Technology		Total
2	Very Good	100.00%	1	1
2	Good	0.00%	0	0

3	Excellent	0.00%	0	0
---	-----------	-------	---	---

Program space and facilities

#	Question	Educational Technology/Learning Design and Technology		Total
2	Very Good	0.00%	0	0
2	Good	100.00%	1	1
3	Excellent	0.00%	0	0

Overall quality of graduate level instruction by faculty

#	Question	Educational Technology/Learning Design and Technology		Total
2	Very Good	100.00%	1	1
2	Good	0.00%	0	0
3	Excellent	0.00%	0	0

Level of academic challenge

#	Question	Educational Technology/Learning Design and Technology		Total
2	Very Good	100.00%	1	1
2	Good	0.00%	0	0
3	Excellent	0.00%	0	0

Helpfulness of staff members in my unit/program

#	Question	Educational Technology/Learning Design and Technology		Total
2	Very Good	0.00%	0	0
2	Good	0.00%	0	0
3	Excellent	100.00%	1	1

Opportunity to interact with disciplines outside your degree program

#	Question	Educational Technology/Learning Design and Technology		Total
2	Very Good	0.00%	0	0
2	Good	100.00%	1	1
3	Excellent	0.00%	0	0

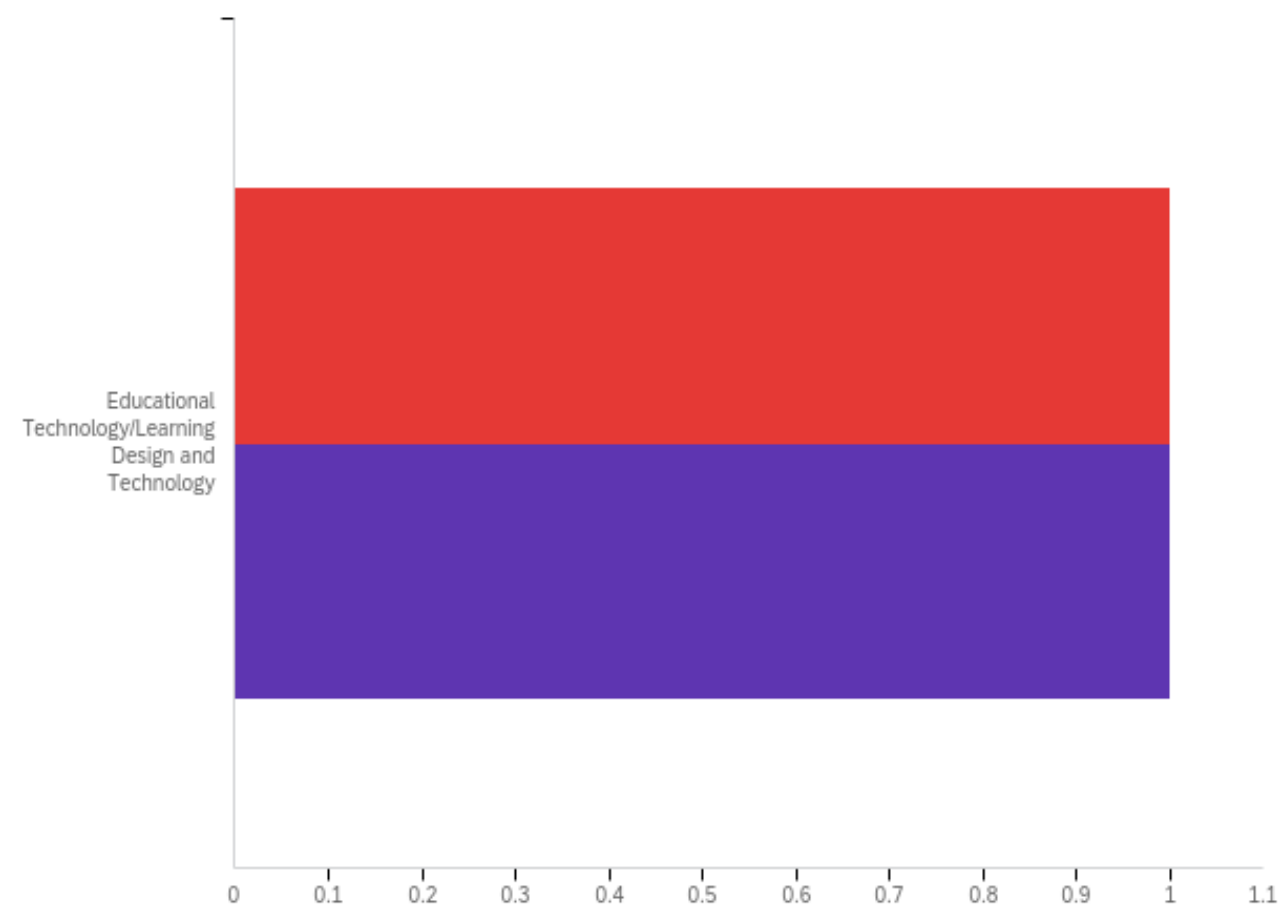
Academic standards in my program

#	Question	Educational Technology/Learning Design and Technology		Total
2	Very Good	100.00%	1	1
2	Good	0.00%	0	0
3	Excellent	0.00%	0	0

Overall program quality

#	Question	Educational Technology/Learning Design and Technology		Total
2	Very Good	100.00%	1	1
2	Good	0.00%	0	0
3	Excellent	0.00%	0	0

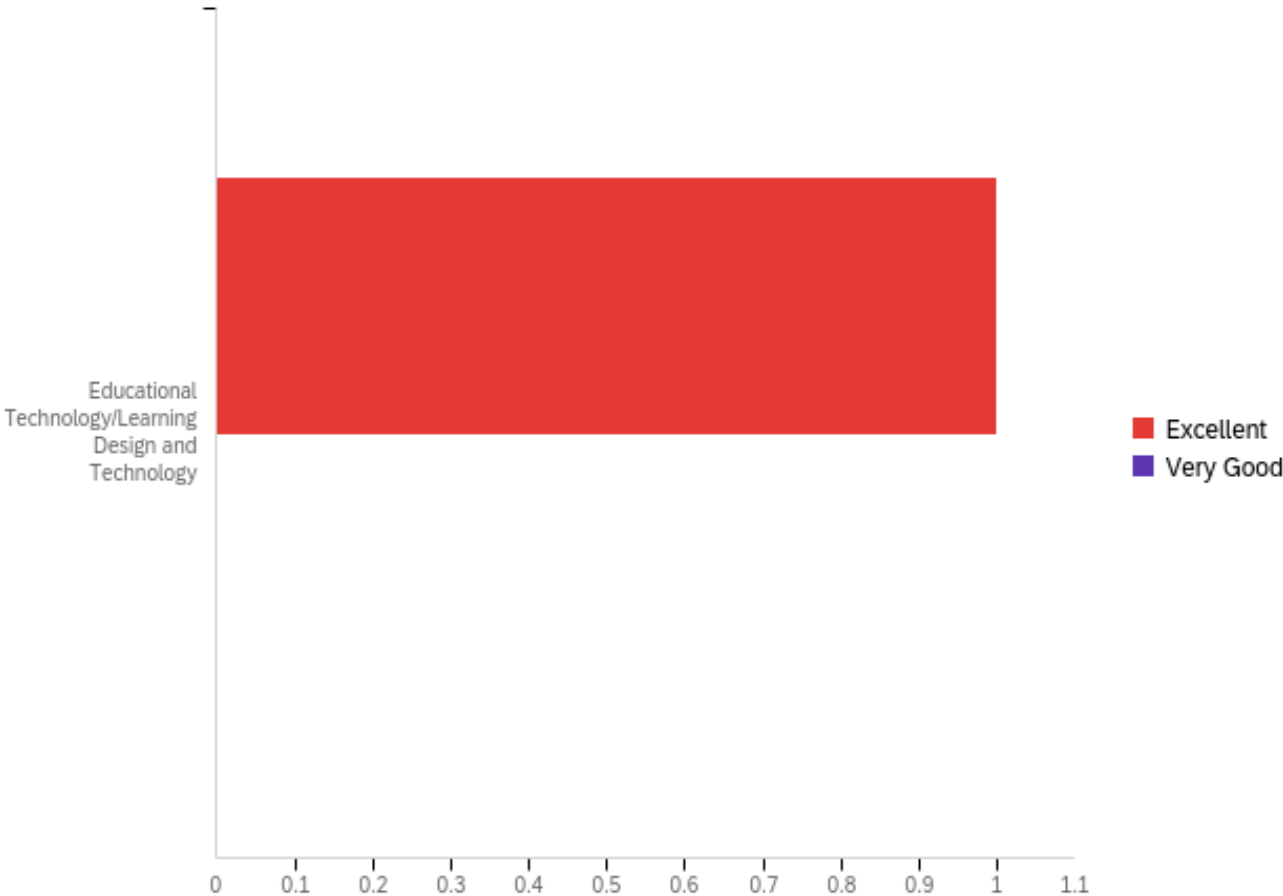
Q15 - Which of the following experience(s) did you complete as part of your degree program? (select all that apply)



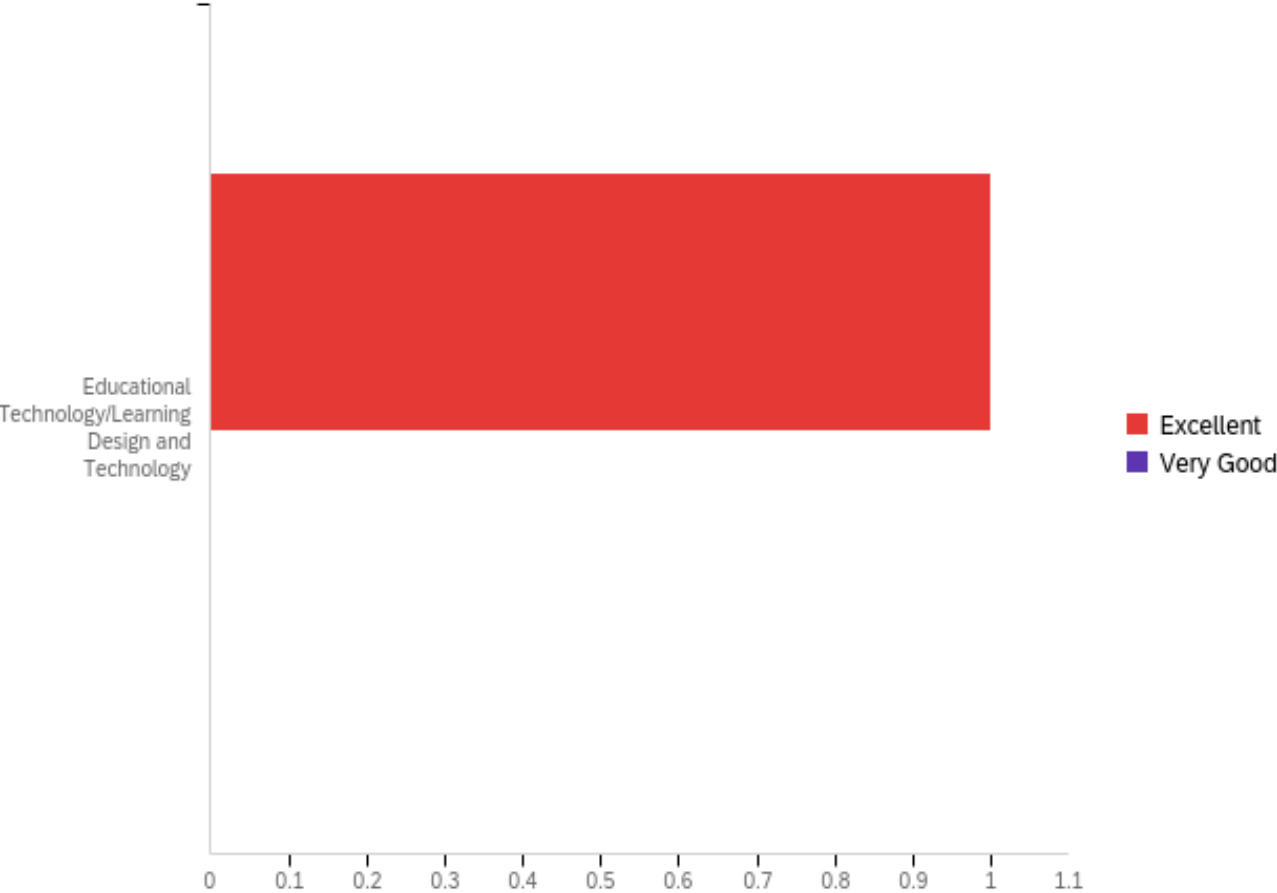
#	Question	Educational Technology/Learning Design and Technology		Total
1	Internship or Practicum or Fieldwork	100.00%	1	1
2	Research project (group or individual)	100.00%	1	1

Q16 - Please rate the experiences that you selected in the previous question (e.g. clinical case report, clinical rotation, internship or practicum or fieldwork, thesis or dissertation, research project, systematic review):

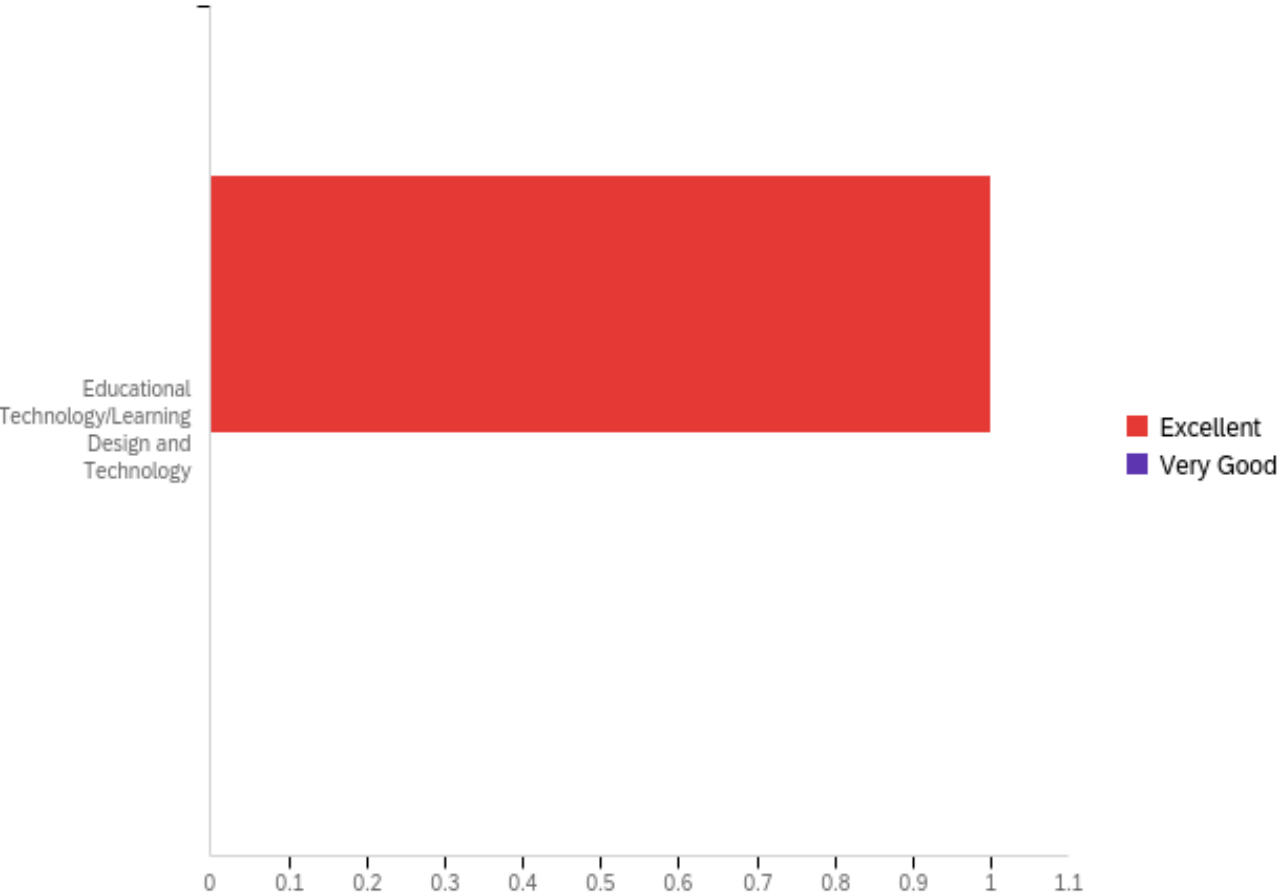
Clarity of deadlines and expectations



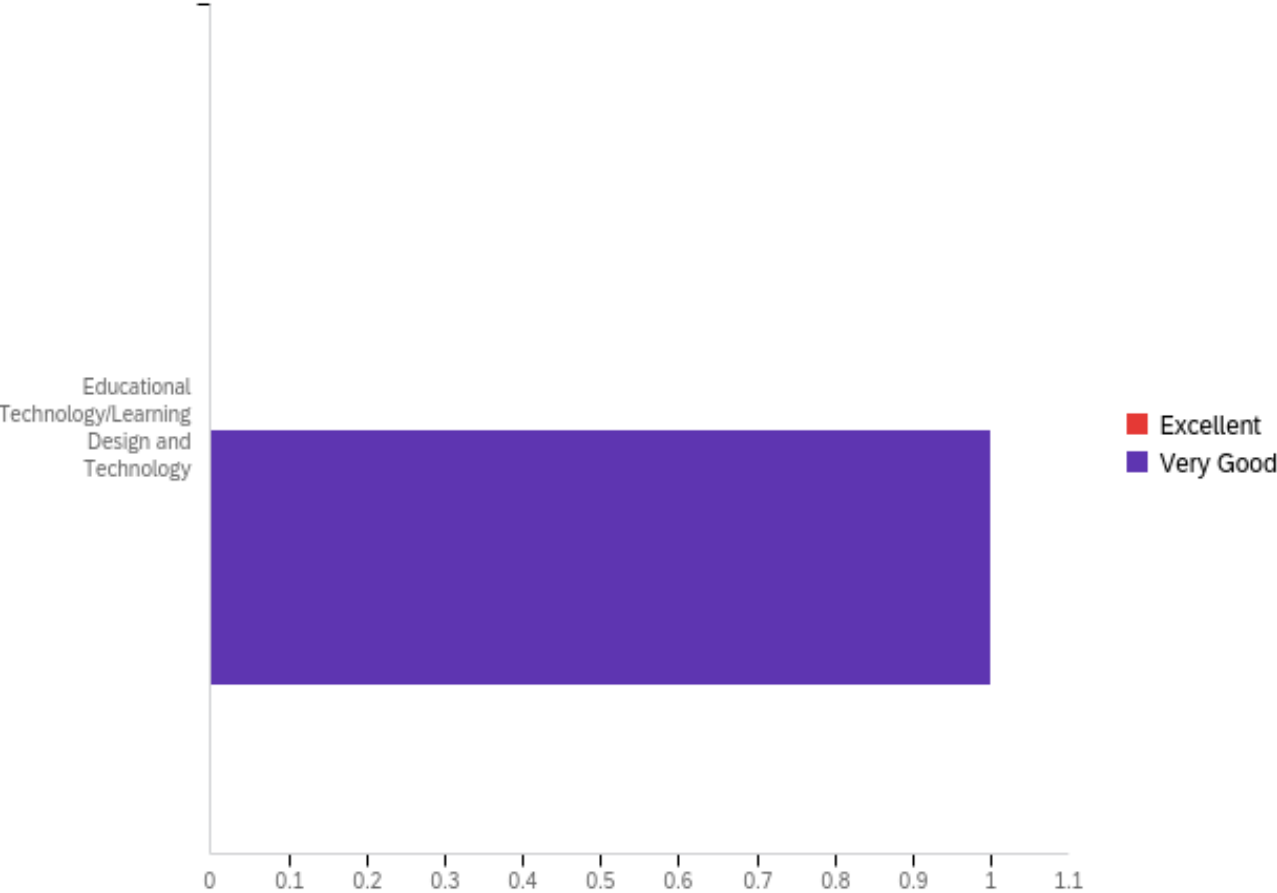
Availability of mentorship



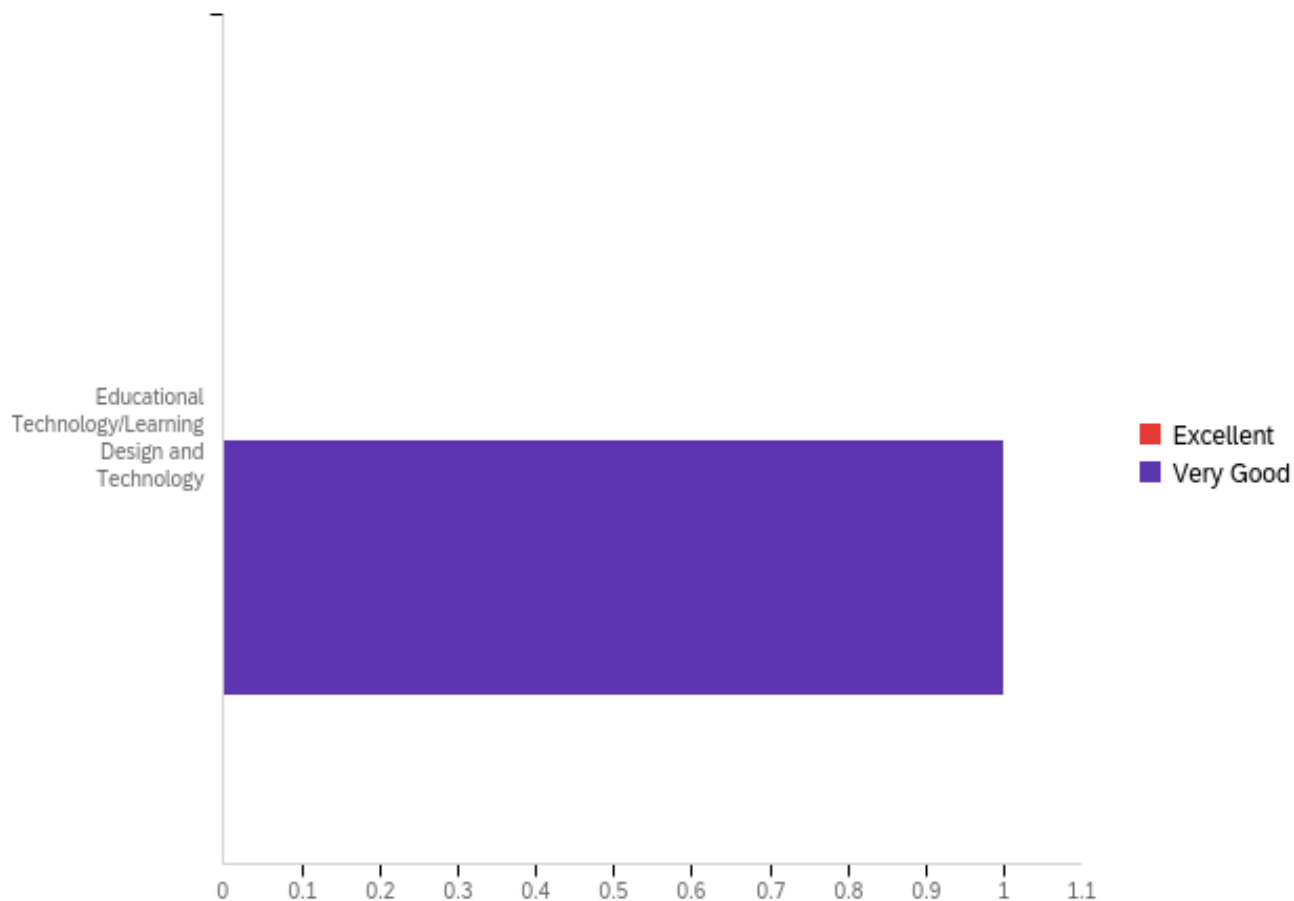
Timeliness of feedback from faculty



Availability of research materials and equipment



Overall quality of your experience



Educational Technology/Learning Design and Technology

#	Field	Minimum	Maximum	Mean	Std Deviation	Variance	Count
1	Clarity of deadlines and expectations	1.00	1.00	1.00	0.00	0.00	1
2	Availability of mentorship	1.00	1.00	1.00	0.00	0.00	1
3	Timeliness of feedback from faculty	1.00	1.00	1.00	0.00	0.00	1
4	Availability of research materials and equipment	2.00	2.00	2.00	0.00	0.00	1
5	Overall quality of your experience	2.00	2.00	2.00	0.00	0.00	1

Clarity of deadlines and expectations

#	Question	Educational Technology/Learning Design and Technology	Total
1	Excellent	100.00%	1

2	Very Good	0.00%	0	0
---	-----------	-------	---	---

Availability of mentorship

#	Question	Educational Technology/Learning Design and Technology		Total
1	Excellent	100.00%	1	1
2	Very Good	0.00%	0	0

Timeliness of feedback from faculty

#	Question	Educational Technology/Learning Design and Technology		Total
1	Excellent	100.00%	1	1
2	Very Good	0.00%	0	0

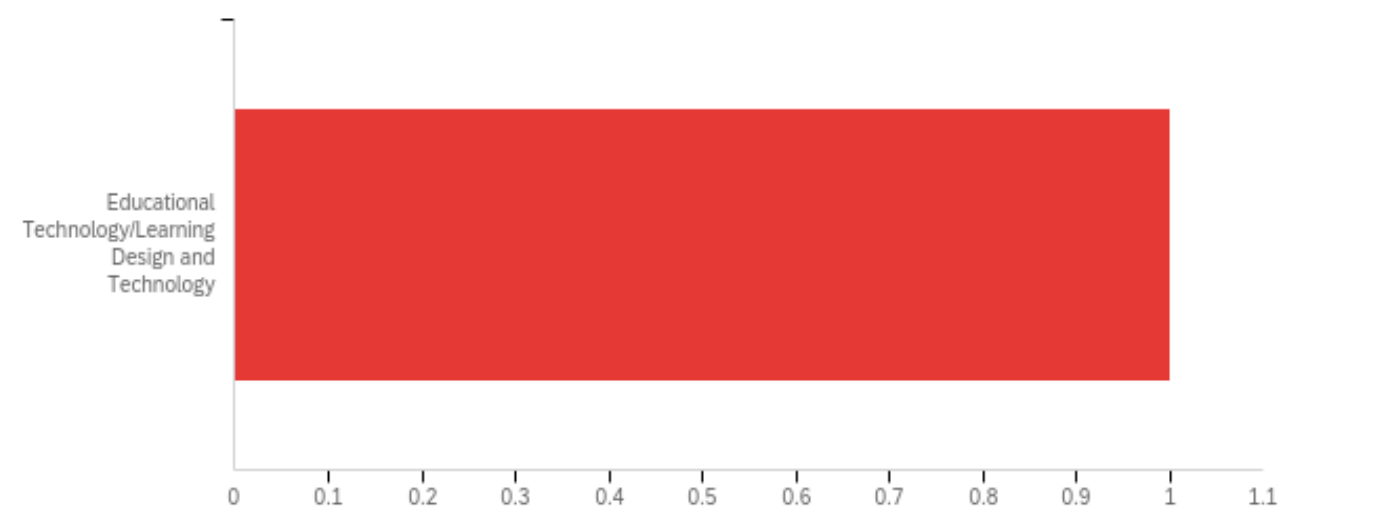
Availability of research materials and equipment

#	Question	Educational Technology/Learning Design and Technology		Total
1	Excellent	0.00%	0	0
2	Very Good	100.00%	1	1

Overall quality of your experience

#	Question	Educational Technology/Learning Design and Technology		Total
1	Excellent	0.00%	0	0
2	Very Good	100.00%	1	1

Q17 - Did you seek statistical consulting help to complete the experiences (e.g. clinical case report, clinical rotation, internship or practicum, thesis or dissertation, research project, systematic review) you selected?



#	Field	Minimum	Maximum	Mean	Std Deviation	Variance	Count
1	Educational Technology/Learning Design and Technology	2.00	2.00	2.00	0.00	0.00	1

#	Question	Educational Technology/Learning Design and Technology	Total
1	No	100.00%	1

Q18 - From whom did you seek statistical consulting help? (select all that apply)



- #
- Q18_4_TEXT - Other - Educational Technology/Learning Design and Technology
Other - Text
- Q18_4_TEXT - Other - Higher Education - Adult and Higher Education
Other - Text
- Q18_4_TEXT - Other - Higher Education - College Student Affairs Leadership (CSAL)
Other - Text
- Q18_4_TEXT - Other - Instruction and Curriculum - Advanced Content Specialization
Other - Text
- Q18_4_TEXT - Other - Instruction and Curriculum - Early Childhood Education
Other - Text
- Q18_4_TEXT - Other - Instruction and Curriculum - Educational Differentiation
Other - Text
- Q18_4_TEXT - Other - Instruction and Curriculum - Elementary Education
Other - Text
- Q18_4_TEXT - Other - Instruction and Curriculum - Secondary Education
Other - Text
- Q18_4_TEXT - Other - Educational Leadership
Other - Text

Q18_4_TEXT - Other - Educational Leadership - Special Education Administration
Other - Text


Q18_4_TEXT - Other - Educational Specialist in Leadership
Other - Text

Q18_4_TEXT - Other - Literacy Studies - Reading & Language Arts
Other - Text

Q18_4_TEXT - Other - School Counseling
Other - Text

Q18_4_TEXT - Other - Special Education
Other - Text

Q19 - How helpful was the Statistical Consulting Center?



No results to show

#

#

Q20 - How could statistical consulting help be improved to help you be successful in your program?

Educational Technology/Learning Design and Technology

How could statistical consulting help be improved to help you be successful in your program?

Higher Education - Adult and Higher Education

How could statistical consulting help be improved to help you be successful in your program?

Higher Education - College Student Affairs Leadership (CSAL)

How could statistical consulting help be improved to help you be successful in your program?

Instruction and Curriculum - Advanced Content Specialization

How could statistical consulting help be improved to help you be successful in your program?

Instruction and Curriculum - Early Childhood Education

How could statistical consulting help be improved to help you be successful in your program?

Instruction and Curriculum - Educational Differentiation

How could statistical consulting help be improved to help you be successful in your program?

Instruction and Curriculum - Elementary Education

How could statistical consulting help be improved to help you be successful in your program?

Instruction and Curriculum - Secondary Education

How could statistical consulting help be improved to help you be successful in your program?

Educational Leadership

How could statistical consulting help be improved to help you be successful in your program?

Educational Leadership - Special Education Administration

How could statistical consulting help be improved to help you be successful in your program?

Educational Specialist in Leadership

How could statistical consulting help be improved to help you be successful in your program?

Literacy Studies - Reading & Language Arts

How could statistical consulting help be improved to help you be successful in your program?

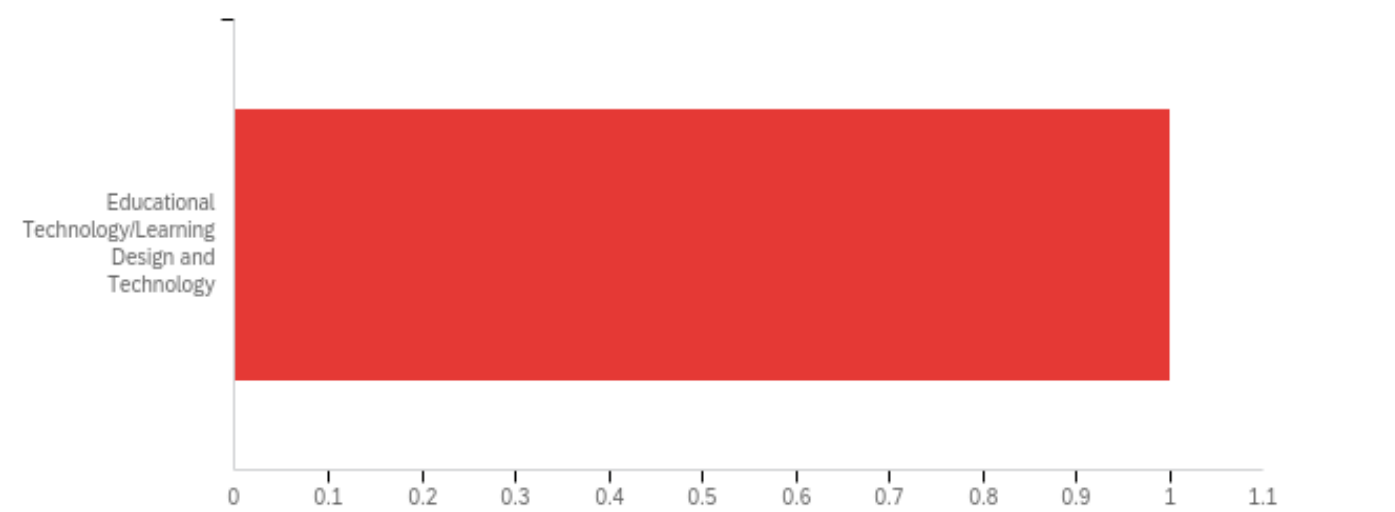
School Counseling

How could statistical consulting help be improved to help you be successful in your program?

Special Education

How could statistical consulting help be improved to help you be successful in your program?

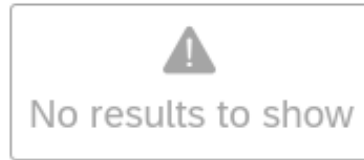
Q21 - Did you seek assistance with writing for the experiences you selected (e.g. clinical case report, clinical rotation, internship or practicum, thesis or dissertation, research project, systematic review)?



#	Field	Minimum	Maximum	Mean	Std Deviation	Variance	Count
1	Educational Technology/Learning Design and Technology	3.00	3.00	3.00	0.00	0.00	1

#	Question	Educational Technology/Learning Design and Technology	Total
1	No	100.00%	1

Q22 - From whom did you seek writing assistance? (select all that apply)



#

Q22_4_TEXT - Other - Educational Technology/Learning Design and Technology
Other - Text

Q22_4_TEXT - Other - Higher Education - Adult and Higher Education
Other - Text

Q22_4_TEXT - Other - Higher Education - College Student Affairs Leadership (CSAL)
Other - Text

Q22_4_TEXT - Other - Instruction and Curriculum - Advanced Content Specialization
Other - Text

Q22_4_TEXT - Other - Instruction and Curriculum - Early Childhood Education
Other - Text

Q22_4_TEXT - Other - Instruction and Curriculum - Educational Differentiation
Other - Text

Q22_4_TEXT - Other - Instruction and Curriculum - Elementary Education
Other - Text

Q22_4_TEXT - Other - Instruction and Curriculum - Secondary Education
Other - Text

Q22_4_TEXT - Other - Educational Leadership
Other - Text

Q22_4_TEXT - Other - Educational Leadership - Special Education Administration
Other - Text

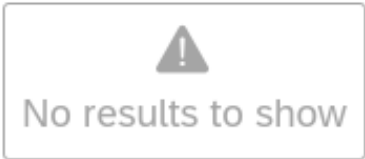
Q22_4_TEXT - Other - Educational Specialist in Leadership
Other - Text

Q22_4_TEXT - Other - Literacy Studies - Reading & Language Arts
Other - Text

Q22_4_TEXT - Other - School Counseling
Other - Text

Q22_4_TEXT - Other - Special Education
Other - Text

Q23 - Please rate the quality of the writing assistance you received you received from the Fred Meijer Center for Writing & Michigan Authors.



#

#

Q24 - How could the writing assistance be improved?

Educational Technology/Learning Design and Technology

How could the writing assistance be improved?

Higher Education - Adult and Higher Education

How could the writing assistance be improved?

Higher Education - College Student Affairs Leadership (CSAL)

How could the writing assistance be improved?

Instruction and Curriculum - Advanced Content Specialization

How could the writing assistance be improved?

Instruction and Curriculum - Early Childhood Education

How could the writing assistance be improved?

Instruction and Curriculum - Educational Differentiation

How could the writing assistance be improved?

Instruction and Curriculum - Elementary Education

How could the writing assistance be improved?

Instruction and Curriculum - Secondary Education

How could the writing assistance be improved?

Educational Leadership

How could the writing assistance be improved?

Educational Leadership - Special Education Administration

How could the writing assistance be improved?

Educational Specialist in Leadership

How could the writing assistance be improved?

Literacy Studies - Reading & Language Arts

How could the writing assistance be improved?

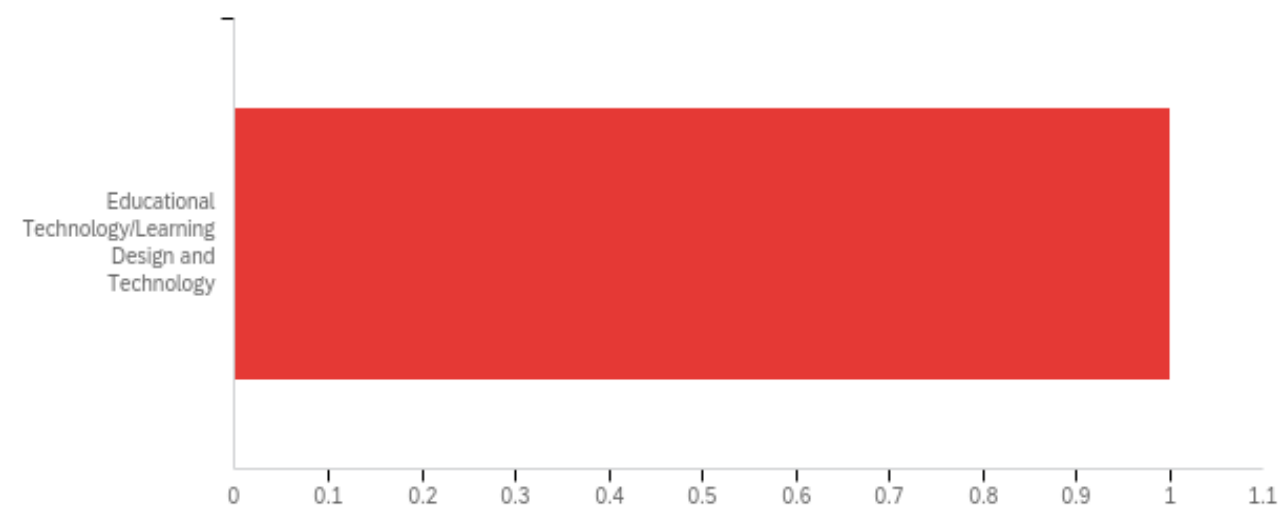
School Counseling

How could the writing assistance be improved?

Special Education

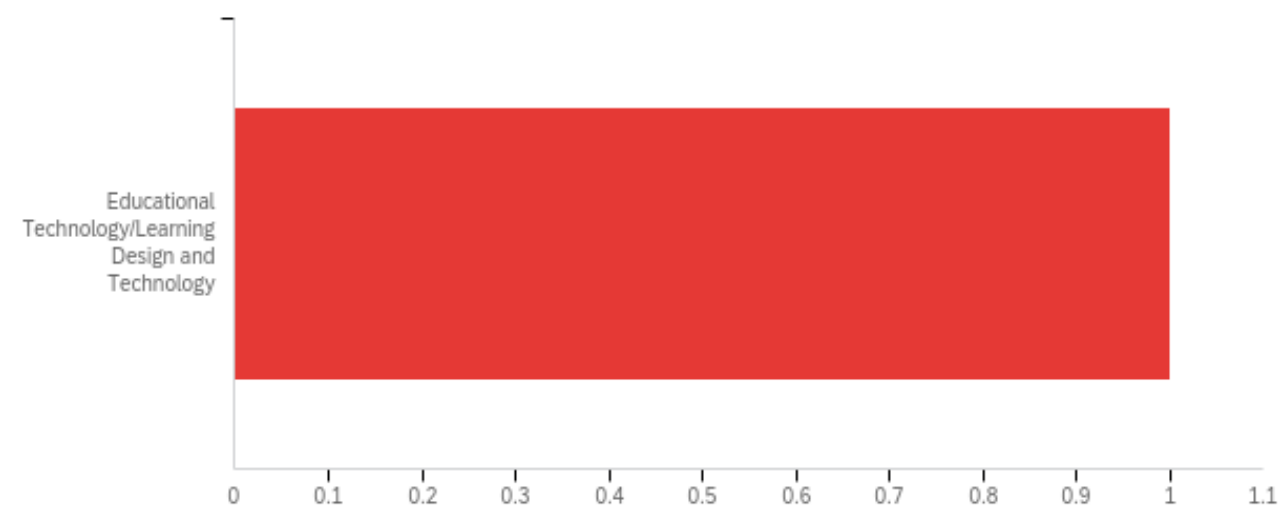
How could the writing assistance be improved?

Q25 - Please select the type of courses you completed as a part of your graduate program? (select all that apply)



#	Question	Educational Technology/Learning Design and Technology	Total
1	Hybrid Courses (online and face-to-face)	100.00%	1

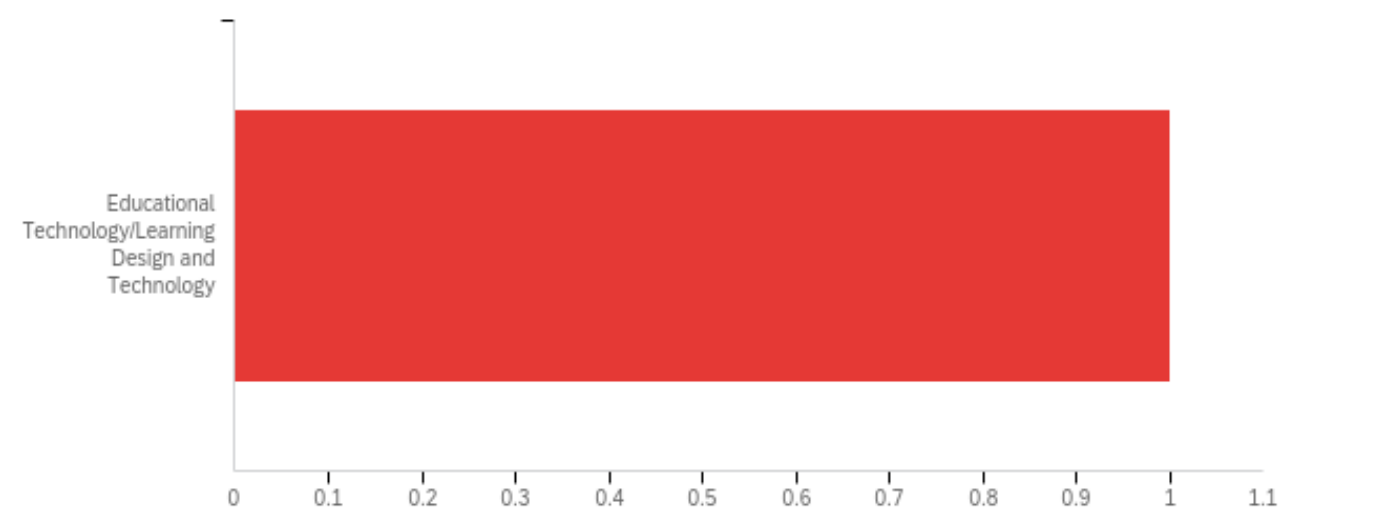
Q26 - How would you rate the educational quality of the online components of your course(s)?



#	Field	Minimum	Maximum	Mean	Std Deviation	Variance	Count
1	Educational Technology/Learning Design and Technology	3.00	3.00	3.00	0.00	0.00	1

#	Question	Educational Technology/Learning Design and Technology		Total
1	Good	100.00%	1	1

Q27 - What components of the online experience could have been improved? (select all that apply)



#	Question	Educational Technology/Learning Design and Technology		Total
1	Organization of software platform	100.00%	1	1

Q27_5_TEXT - Other - Educational Technology/Learning Design and Technology
Other - Text

Q27_5_TEXT - Other - Higher Education - Adult and Higher Education
Other - Text

Q27_5_TEXT - Other - Higher Education - College Student Affairs Leadership (CSAL)
Other - Text

Q27_5_TEXT - Other - Instruction and Curriculum - Advanced Content Specialization
Other - Text

Q27_5_TEXT - Other - Instruction and Curriculum - Early Childhood Education
Other - Text

Q27_5_TEXT - Other - Instruction and Curriculum - Educational Differentiation
Other - Text

Q27_5_TEXT - Other - Instruction and Curriculum - Elementary Education
Other - Text

Q27_5_TEXT - Other - Instruction and Curriculum - Secondary Education
Other - Text

Q27_5_TEXT - Other - Educational Leadership
Other - Text

Q27_5_TEXT - Other - Educational Leadership - Special Education Administration
Other - Text

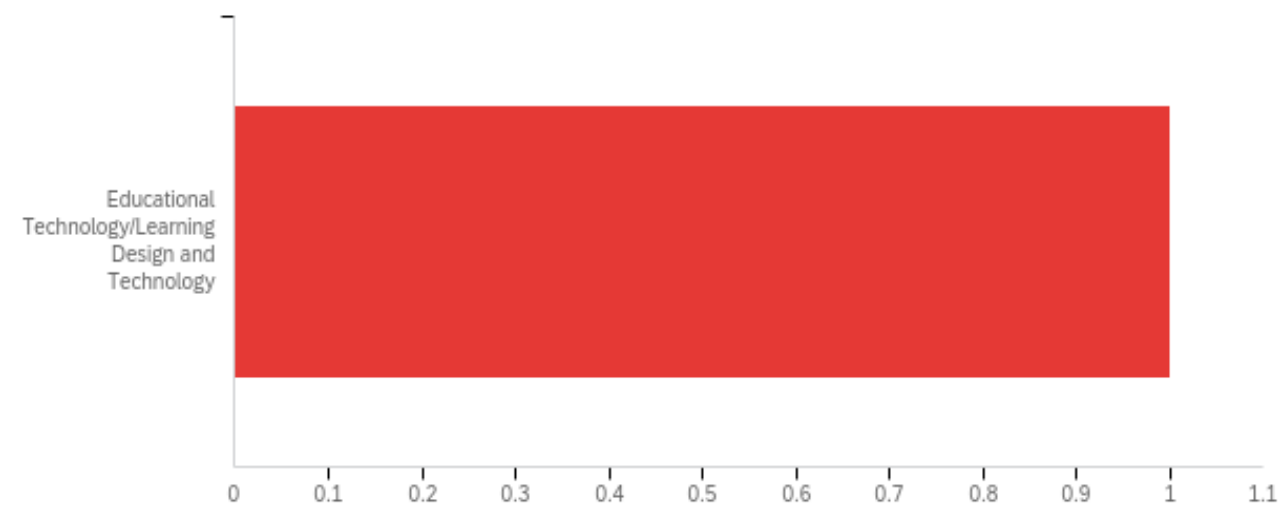
Q27_5_TEXT - Other - Educational Specialist in Leadership
Other - Text

Q27_5_TEXT - Other - Literacy Studies - Reading & Language Arts
Other - Text

Q27_5_TEXT - Other - School Counseling
Other - Text

Q27_5_TEXT - Other - Special Education
Other - Text

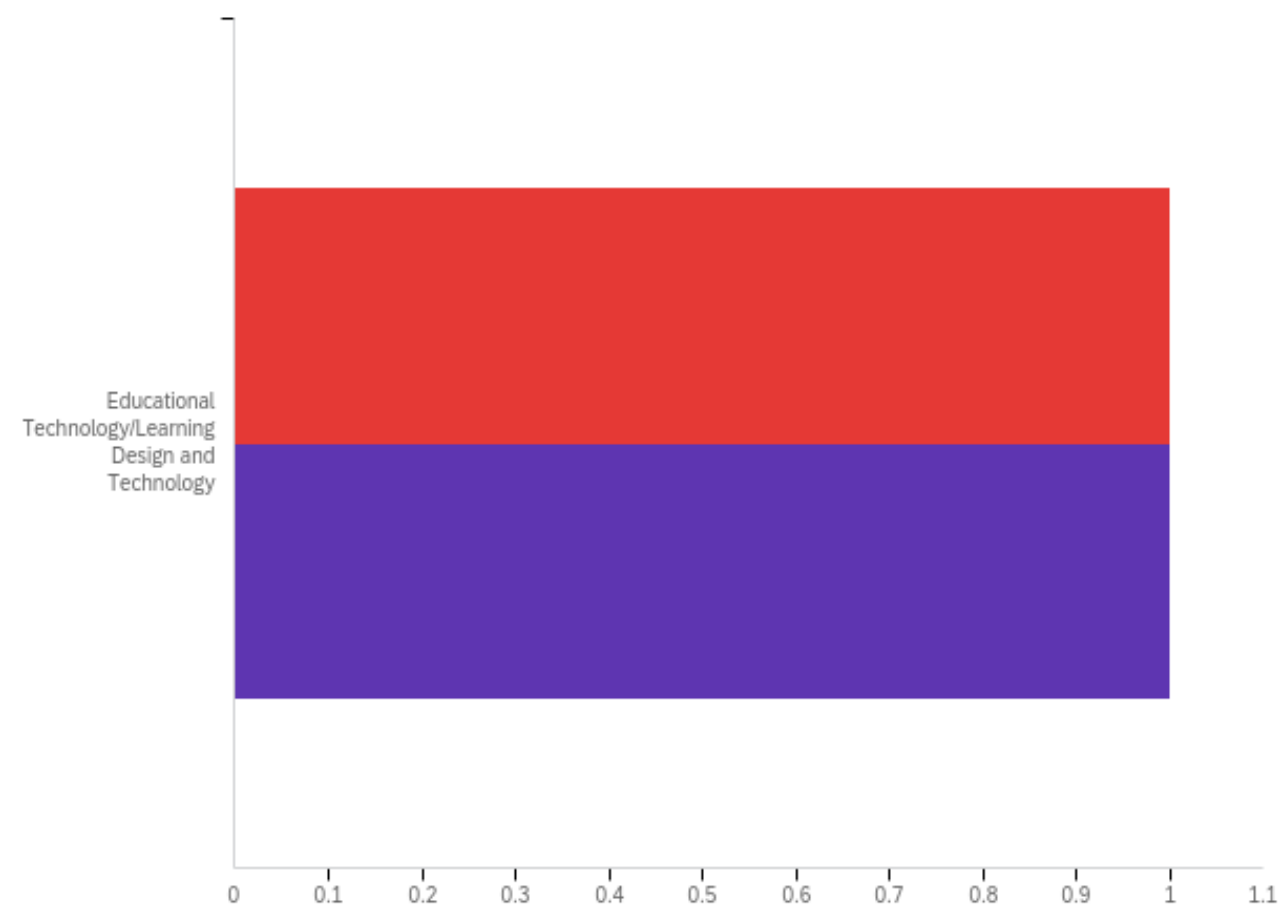
Q28 - If you have a choice of course format, which would you normally prefer?



#	Field	Minimum	Maximum	Mean	Std Deviation	Variance	Count
1	Educational Technology/Learning Design and Technology	1.00	1.00	1.00	0.00	0.00	1

#	Question	Educational Technology/Learning Design and Technology	Total
1	Hybrid Courses (online and face-to-face)	100.00%1	1

Q29 - Which of the following activities did you participate in during your graduate program? (select all that apply)



#	Question	Educational Technology/Learning Design and Technology		Total
1	Field experience	100.00%	1	1
2	Gave in-class presentations	100.00%	1	1

Q29_12_TEXT - Other - Educational Technology/Learning Design and Technology
Other - Text

Q29_12_TEXT - Other - Higher Education - Adult and Higher Education
Other - Text

Q29_12_TEXT - Other - Higher Education - College Student Affairs Leadership (CSAL)
Other - Text

Q29_12_TEXT - Other - Instruction and Curriculum - Advanced Content Specialization
Other - Text

Q29_12_TEXT - Other - Instruction and Curriculum - Early Childhood Education
Other - Text

Q29_12_TEXT - Other - Instruction and Curriculum - Educational Differentiation
Other - Text

Q29_12_TEXT - Other - Instruction and Curriculum - Elementary Education
Other - Text

Q29_12_TEXT - Other - Instruction and Curriculum - Secondary Education
Other - Text

Q29_12_TEXT - Other - Educational Leadership
Other - Text

Q29_12_TEXT - Other - Educational Leadership - Special Education Administration
Other - Text

Q29_12_TEXT - Other - Educational Specialist in Leadership
Other - Text

Q29_12_TEXT - Other - Literacy Studies - Reading & Language Arts
Other - Text

Q29_12_TEXT - Other - School Counseling
Other - Text

Q29_12_TEXT - Other - Special Education
Other - Text

Q30 - To what degree were each of the following library services useful to your graduate studies? Please select Not Applicable if you did not know about or did not use the resource.



Error loading data



Error loading data



Error loading data



Error loading data



Error loading data



Error loading data



Error loading data



Error loading data



Error loading data



Error loading data



Error loading data



Educational Technology/Learning Design and Technology

#	Field	Minimum	Maximum	Mean	Std Deviation	Variance	Count
1	Physical/Print Library Materials	4.00	4.00	4.00	0.00	0.00	1
2	Library Online Databases and/or Journals	1.00	1.00	1.00	0.00	0.00	1
3	Subject Librarian Meetings (Individual or Classroom)	5.00	5.00	5.00	0.00	0.00	1
4	Course/E-reserves	3.00	3.00	3.00	0.00	0.00	1
5	Document Delivery/ Interlibrary Loan	2.00	2.00	2.00	0.00	0.00	1
6	Citation Tools	4.00	4.00	4.00	0.00	0.00	1

Unable to export widget. Please contact Qualtrics Support.

Q31 - You indicated that an aspect of library services was "not useful." Could you tell us how we might improve the library experience?

Educational Technology/Learning Design and Technology

You indicated that an aspect of library services was "not useful." Could you tell us how we might improve the library experience?

Higher Education - Adult and Higher Education

You indicated that an aspect of library services was "not useful." Could you tell us how we might improve the library experience?

Higher Education - College Student Affairs Leadership (CSAL)

You indicated that an aspect of library services was "not useful." Could you tell us how we might improve the library experience?

Instruction and Curriculum - Advanced Content Specialization

You indicated that an aspect of library services was "not useful." Could you tell us how we might improve the library experience?

Instruction and Curriculum - Early Childhood Education

You indicated that an aspect of library services was "not useful." Could you tell us how we might improve the library experience?

Instruction and Curriculum - Educational Differentiation

You indicated that an aspect of library services was "not useful." Could you tell us how we might improve the library experience?

Instruction and Curriculum - Elementary Education

You indicated that an aspect of library services was "not useful." Could you tell us how we might improve the library experience?

Instruction and Curriculum - Secondary Education

You indicated that an aspect of library services was "not useful." Could you tell us how we might improve the library experience?

Educational Leadership

You indicated that an aspect of library services was "not useful." Could you tell us how we might improve the library experience?

Educational Leadership - Special Education Administration

You indicated that an aspect of library services was "not useful." Could you tell us how we might improve the library experience?

Educational Specialist in Leadership

You indicated that an aspect of library services was "not useful." Could you tell us how we might improve the library experience?

Literacy Studies - Reading & Language Arts

You indicated that an aspect of library services was "not useful." Could you tell us how we might improve the library experience?

School Counseling

You indicated that an aspect of library services was "not useful." Could you tell us how we might improve the library experience?

Special Education

You indicated that an aspect of library services was "not useful." Could you tell us how we might improve the library experience?

Q32 - What more would you like to tell us about your experience with library services?

Educational Technology/Learning Design and Technology

What more would you like to tell us about your experience with library services?

I didn't require many of the services listed since my program was mainly online.

Higher Education - Adult and Higher Education

What more would you like to tell us about your experience with library services?

Higher Education - College Student Affairs Leadership (CSAL)

What more would you like to tell us about your experience with library services?

Instruction and Curriculum - Advanced Content Specialization

What more would you like to tell us about your experience with library services?

Instruction and Curriculum - Early Childhood Education

What more would you like to tell us about your experience with library services?

Instruction and Curriculum - Educational Differentiation

What more would you like to tell us about your experience with library services?

Instruction and Curriculum - Elementary Education

What more would you like to tell us about your experience with library services?

Instruction and Curriculum - Secondary Education

What more would you like to tell us about your experience with library services?

Educational Leadership

What more would you like to tell us about your experience with library services?

Educational Leadership - Special Education Administration

What more would you like to tell us about your experience with library services?

Educational Specialist in Leadership

What more would you like to tell us about your experience with library services?

Literacy Studies - Reading & Language Arts

What more would you like to tell us about your experience with library services?

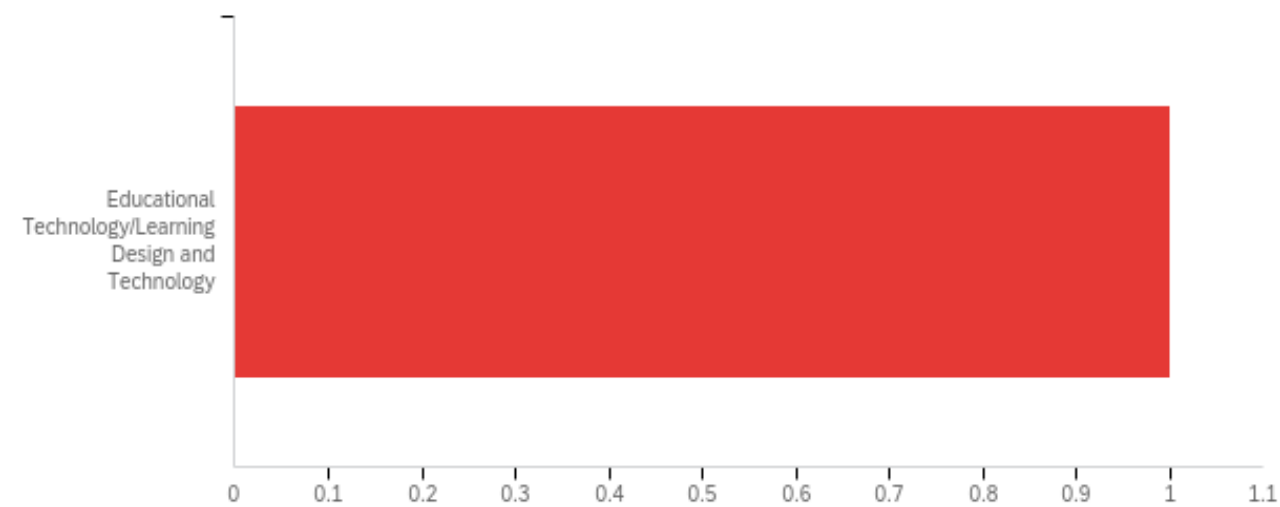
School Counseling

What more would you like to tell us about your experience with library services?

Special Education

What more would you like to tell us about your experience with library services?

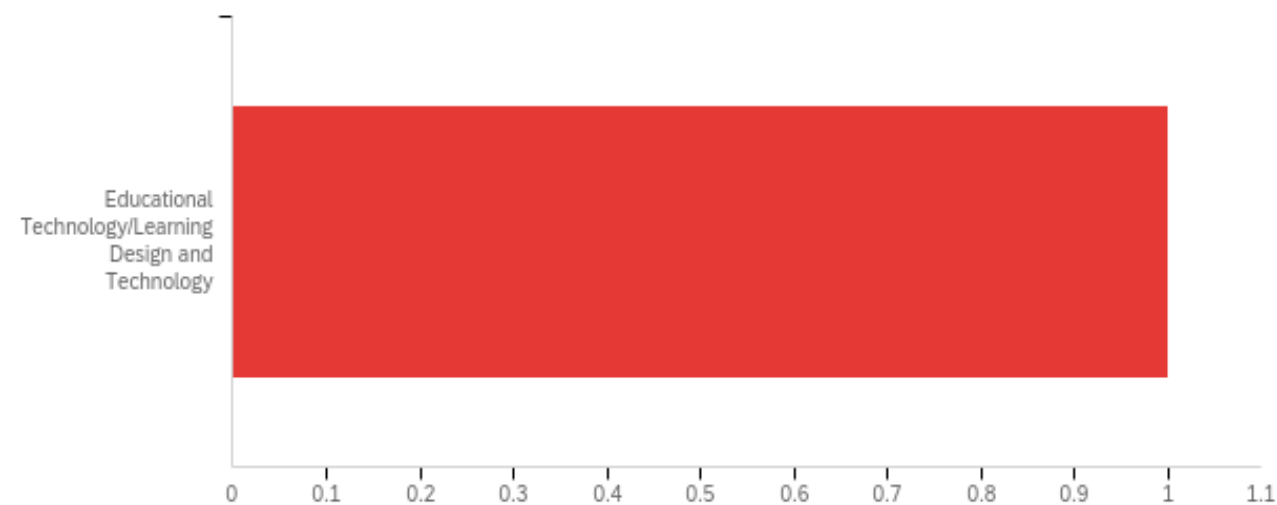
Q33 - Did you receive any formal academic advising during your time at GVSU?



#	Field	Minimum	Maximum	Mean	Std Deviation	Variance	Count
1	Educational Technology/Learning Design and Technology	1.00	1.00	1.00	0.00	0.00	1

#	Question	Educational Technology/Learning Design and Technology		Total
1	Yes, I sought and received academic advising	100.00%	1	1

Q34 - From whom did you primarily seek academic advising?



#	Field	Minimum	Maximum	Mean	Std Deviation	Variance	Count
1	Educational Technology/Learning Design and Technology	2.00	2.00	2.00	0.00	0.00	1

#	Question	Educational Technology/Learning Design and Technology	Total
1	My assigned academic advisor	100.00%	1

Q34_5_TEXT - Other - Educational Technology/Learning Design and Technology
Other - Text

Q34_5_TEXT - Other - Higher Education - Adult and Higher Education
Other - Text

Q34_5_TEXT - Other - Higher Education - College Student Affairs Leadership (CSAL)
Other - Text

Q34_5_TEXT - Other - Instruction and Curriculum - Advanced Content Specialization
Other - Text

Q34_5_TEXT - Other - Instruction and Curriculum - Early Childhood Education
Other - Text

Q34_5_TEXT - Other - Instruction and Curriculum - Educational Differentiation
Other - Text

Q34_5_TEXT - Other - Instruction and Curriculum - Elementary Education
Other - Text

Q34_5_TEXT - Other - Instruction and Curriculum - Secondary Education
Other - Text

Q34_5_TEXT - Other - Educational Leadership
Other - Text

Q34_5_TEXT - Other - Educational Leadership - Special Education Administration
Other - Text


Q34_5_TEXT - Other - Educational Specialist in Leadership
Other - Text

Q34_5_TEXT - Other - Literacy Studies - Reading & Language Arts
Other - Text

Q34_5_TEXT - Other - School Counseling
Other - Text

Q34_5_TEXT - Other - Special Education
Other - Text

Q35 - Please rate the quality of the academic advising you received from your GPD:

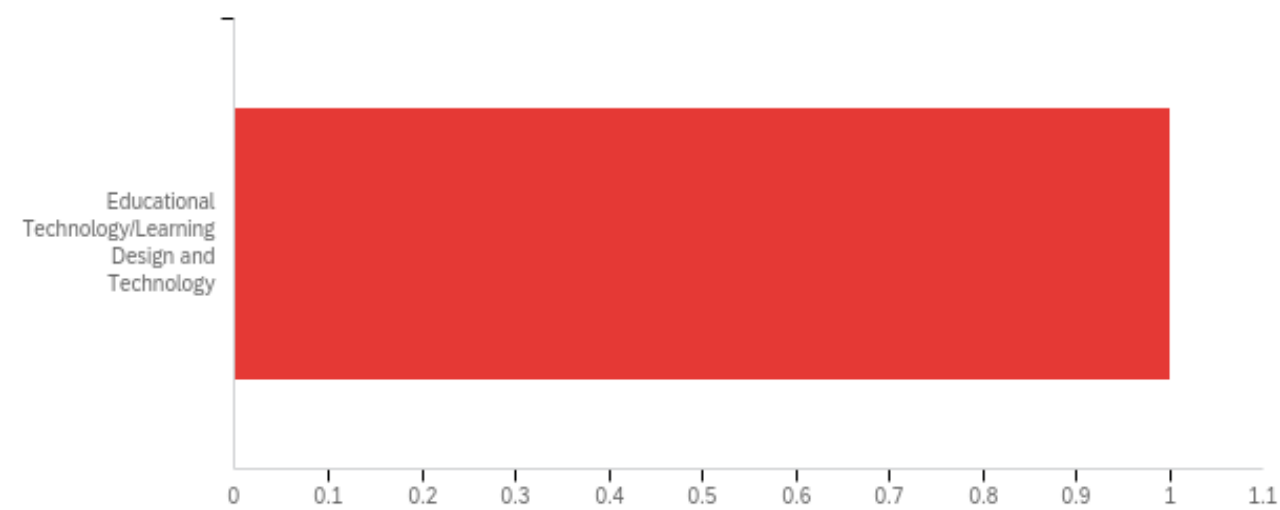


No results to show

#

#

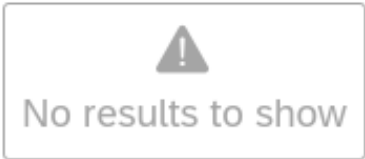
Q64 - Please rate the quality of the academic advising you received from your academic advisor:



#	Field	Minimum	Maximum	Mean	Std Deviation	Variance	Count
1	Educational Technology/Learning Design and Technology	1.00	1.00	1.00	0.00	0.00	1

#	Question	Educational Technology/Learning Design and Technology	Total
1	Excellent	100.00%	1

Q36 - Please explain why you felt the quality of academic advising you received from the GPD was fair or poor (select all that apply):



- #
- Q36_6_TEXT - Other - Educational Technology/Learning Design and Technology
Other - Text
- Q36_6_TEXT - Other - Higher Education - Adult and Higher Education
Other - Text
- Q36_6_TEXT - Other - Higher Education - College Student Affairs Leadership (CSAL)
Other - Text
- Q36_6_TEXT - Other - Instruction and Curriculum - Advanced Content Specialization
Other - Text
- Q36_6_TEXT - Other - Instruction and Curriculum - Early Childhood Education
Other - Text
- Q36_6_TEXT - Other - Instruction and Curriculum - Educational Differentiation
Other - Text
- Q36_6_TEXT - Other - Instruction and Curriculum - Elementary Education
Other - Text
- Q36_6_TEXT - Other - Instruction and Curriculum - Secondary Education
Other - Text
- Q36_6_TEXT - Other - Educational Leadership
Other - Text

Q36_6_TEXT - Other - Educational Leadership - Special Education Administration
Other - Text

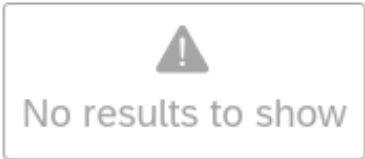
Q36_6_TEXT - Other - Educational Specialist in Leadership
Other - Text

Q36_6_TEXT - Other - Literacy Studies - Reading & Language Arts
Other - Text

Q36_6_TEXT - Other - School Counseling
Other - Text

Q36_6_TEXT - Other - Special Education
Other - Text

Q66 - Please explain why you felt the quality of academic advising you received from your academic advisor was fair or poor (select all that apply):



#

#

Q66_6_TEXT - Other - Educational Technology/Learning Design and Technology
Other - Text

Q66_6_TEXT - Other - Higher Education - Adult and Higher Education
Other - Text

Q66_6_TEXT - Other - Higher Education - College Student Affairs Leadership (CSAL)
Other - Text

Q66_6_TEXT - Other - Instruction and Curriculum - Advanced Content Specialization
Other - Text

Q66_6_TEXT - Other - Instruction and Curriculum - Early Childhood Education
Other - Text

Q66_6_TEXT - Other - Instruction and Curriculum - Educational Differentiation
Other - Text

Q66_6_TEXT - Other - Instruction and Curriculum - Elementary Education
Other - Text

Q66_6_TEXT - Other - Instruction and Curriculum - Secondary Education
Other - Text

Q66_6_TEXT - Other - Educational Leadership

Other - Text

Q66_6_TEXT - Other - Educational Leadership - Special Education Administration

Other - Text

Q66_6_TEXT - Other - Educational Specialist in Leadership

Other - Text

Q66_6_TEXT - Other - Literacy Studies - Reading & Language Arts

Other - Text

Q66_6_TEXT - Other - School Counseling

Other - Text

Q66_6_TEXT - Other - Special Education

Other - Text

Q37 - Please explain why you chose not to seek academic advising from your assigned graduate advisor (select all that apply):



#

Q37_4_TEXT - Other - Educational Technology/Learning Design and Technology
Other - Text

Q37_4_TEXT - Other - Higher Education - Adult and Higher Education
Other - Text

Q37_4_TEXT - Other - Higher Education - College Student Affairs Leadership (CSAL)
Other - Text

Q37_4_TEXT - Other - Instruction and Curriculum - Advanced Content Specialization
Other - Text

Q37_4_TEXT - Other - Instruction and Curriculum - Early Childhood Education
Other - Text

Q37_4_TEXT - Other - Instruction and Curriculum - Educational Differentiation
Other - Text

Q37_4_TEXT - Other - Instruction and Curriculum - Elementary Education
Other - Text

Q37_4_TEXT - Other - Instruction and Curriculum - Secondary Education
Other - Text

Q37_4_TEXT - Other - Educational Leadership
Other - Text

Q37_4_TEXT - Other - Educational Leadership - Special Education Administration
Other - Text

Q37_4_TEXT - Other - Educational Specialist in Leadership
Other - Text

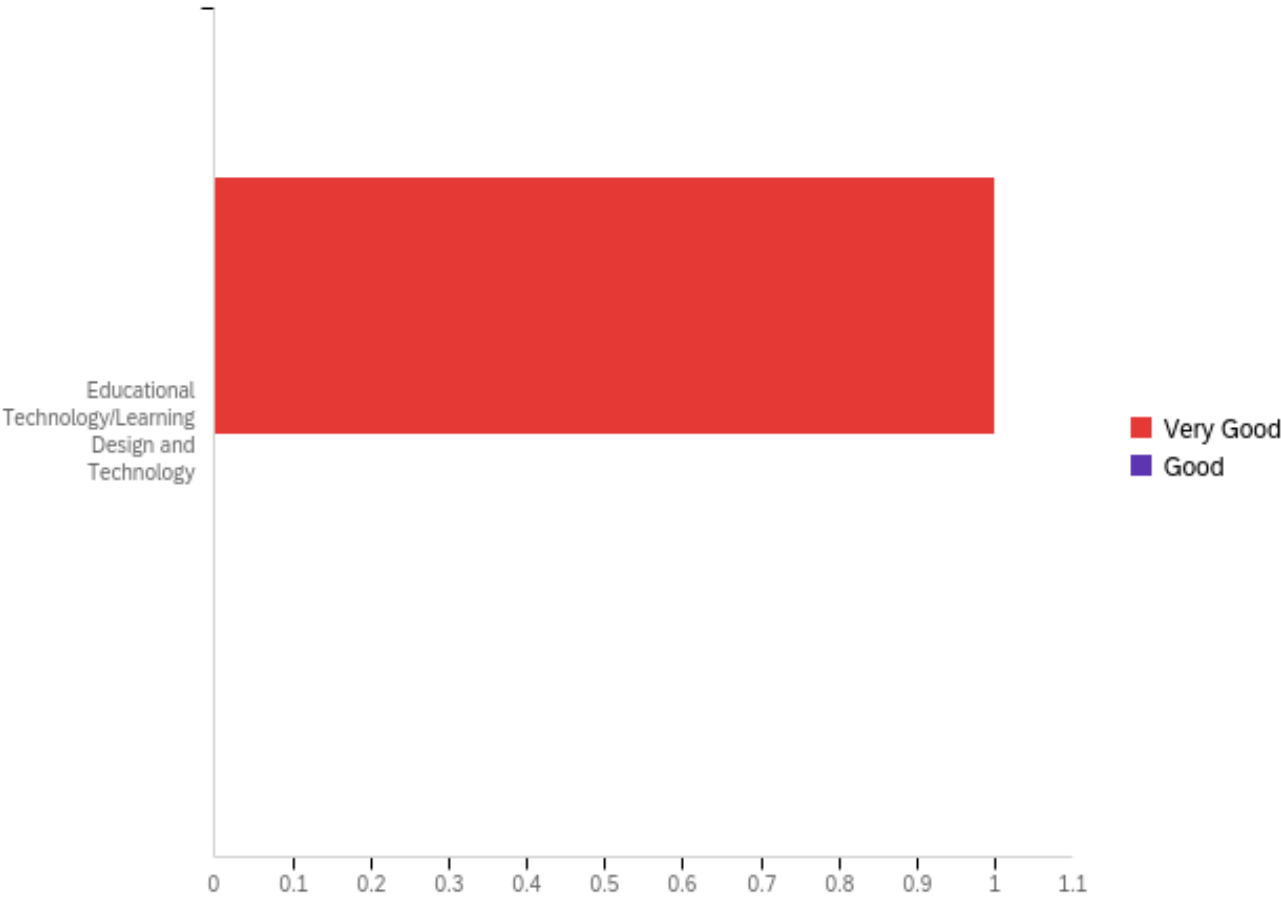
Q37_4_TEXT - Other - Literacy Studies - Reading & Language Arts
Other - Text

Q37_4_TEXT - Other - School Counseling
Other - Text

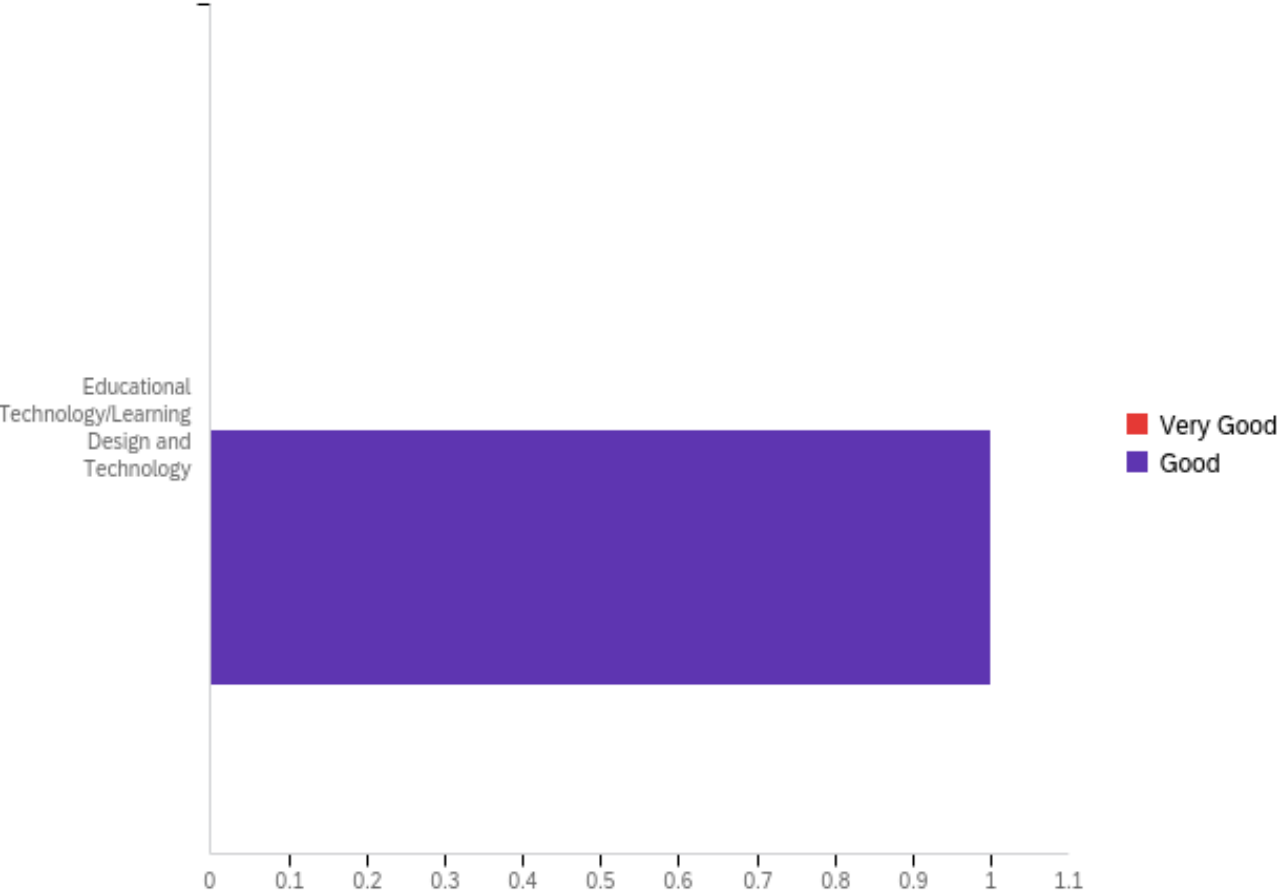
Q37_4_TEXT - Other - Special Education
Other - Text

Q38 - Overall, how would you rate the quality of your:

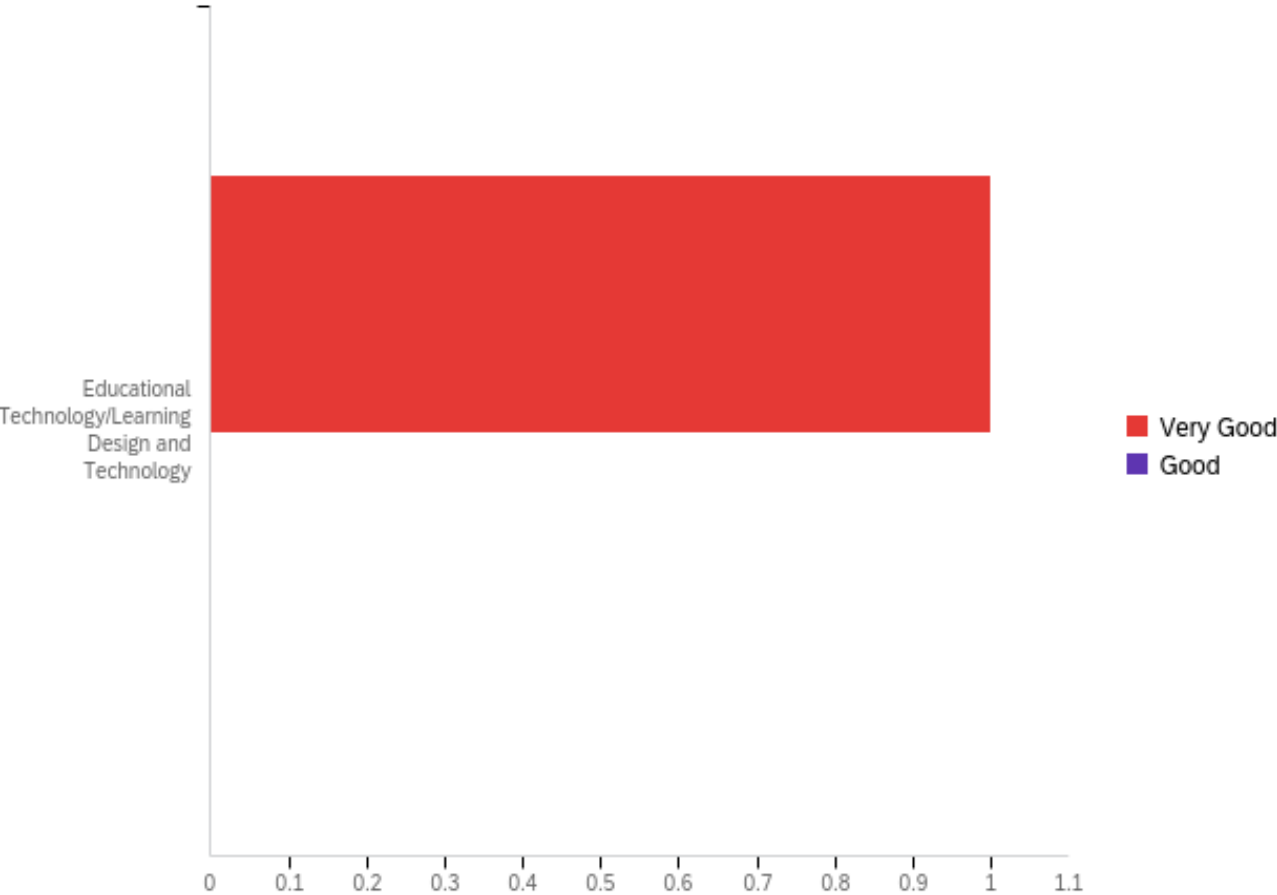
Academic experience at this university



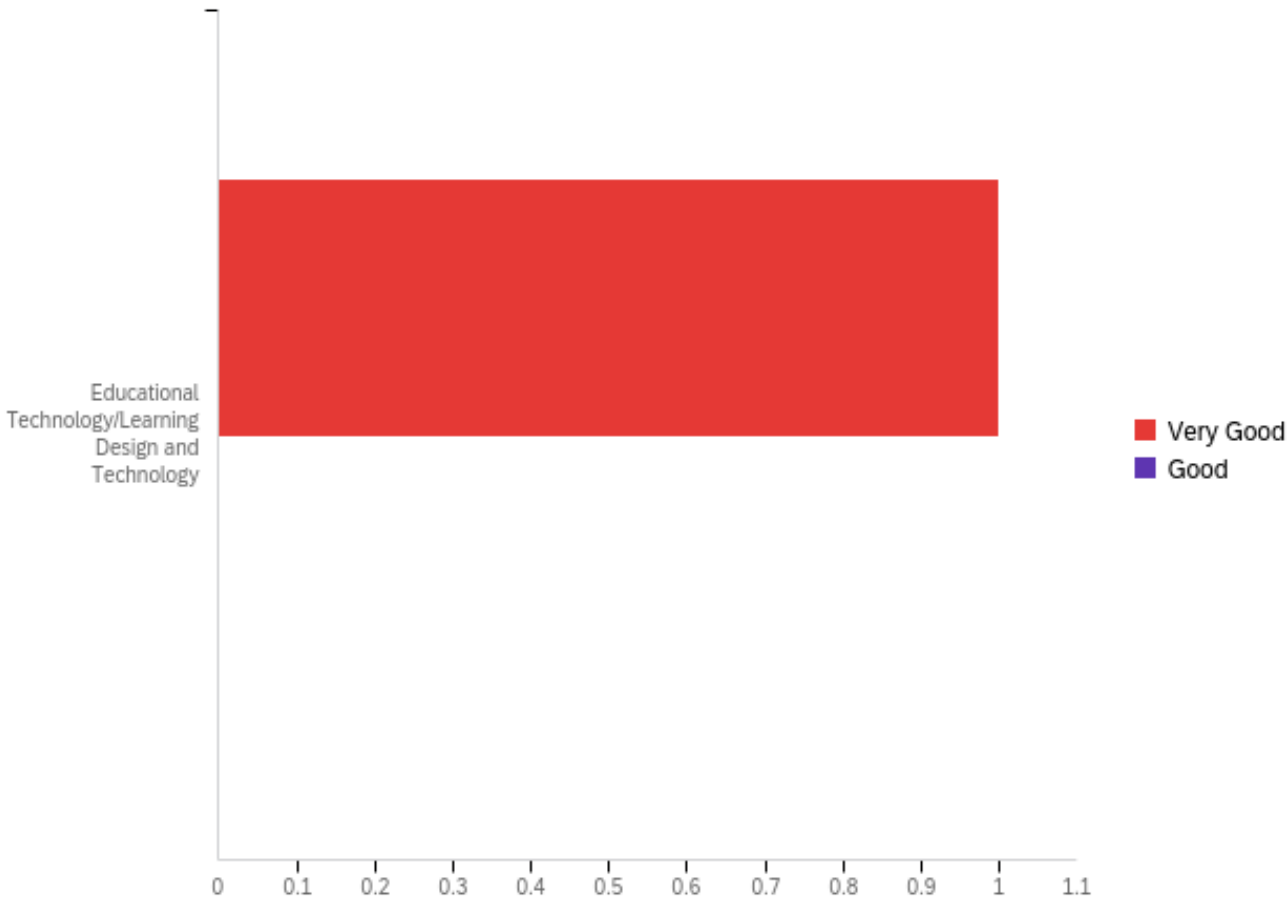
Student life experiences at this university



Graduate/professional program at this university



Overall experience at this university



Educational Technology/Learning Design and Technology

#	Field	Minimum	Maximum	Mean	Std Deviation	Variance	Count
1	Academic experience at this university	2.00	2.00	2.00	0.00	0.00	1
2	Student life experiences at this university	3.00	3.00	3.00	0.00	0.00	1
3	Graduate/professional program at this university	2.00	2.00	2.00	0.00	0.00	1
4	Overall experience at this university	2.00	2.00	2.00	0.00	0.00	1

Academic experience at this university

#	Question	Educational Technology/Learning Design and Technology		Total
2	Very Good	100.00%	1	1
2	Good	0.00%	0	0

Student life experiences at this university

#	Question	Educational Technology/Learning Design and Technology		Total
2	Very Good	0.00%	0	0
2	Good	100.00%	1	1

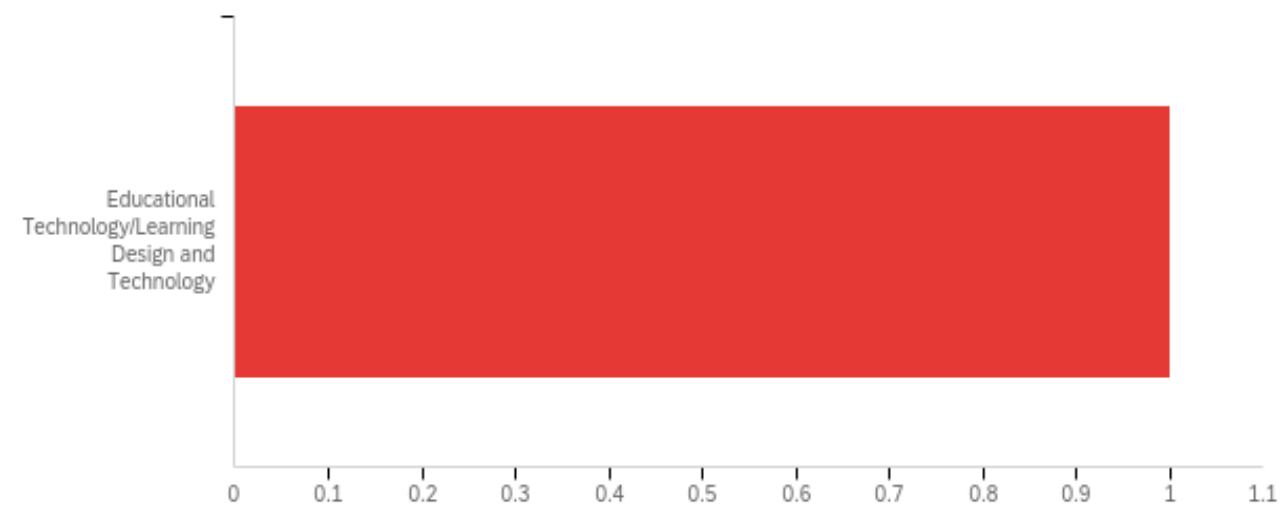
Graduate/professional program at this university

#	Question	Educational Technology/Learning Design and Technology		Total
2	Very Good	100.00%	1	1
2	Good	0.00%	0	0

Overall experience at this university

#	Question	Educational Technology/Learning Design and Technology		Total
2	Very Good	100.00%	1	1
2	Good	0.00%	0	0

Q39 - If you were to start graduate school over, would you choose the same field of study? If no, what reason(s) would you offer?



#	Field	Minimum	Maximum	Mean	Std Deviation	Variance	Count
1	Educational Technology/Learning Design and Technology	1.00	1.00	1.00	0.00	0.00	1

#	Question	Educational Technology/Learning Design and Technology	Total
1	Yes	100.00%	1

Q39_2_TEXT - No - Educational Technology/Learning Design and Technology
No - Text

Q39_2_TEXT - No - Higher Education - Adult and Higher Education
No - Text

Q39_2_TEXT - No - Higher Education - College Student Affairs Leadership (CSAL)
No - Text

Q39_2_TEXT - No - Instruction and Curriculum - Advanced Content Specialization
No - Text

Q39_2_TEXT - No - Instruction and Curriculum - Early Childhood Education
No - Text

Q39_2_TEXT - No - Instruction and Curriculum - Educational Differentiation
No - Text

Q39_2_TEXT - No - Instruction and Curriculum - Elementary Education
No - Text

Q39_2_TEXT - No - Instruction and Curriculum - Secondary Education
No - Text

Q39_2_TEXT - No - Educational Leadership
No - Text

Q39_2_TEXT - No - Educational Leadership - Special Education Administration
No - Text

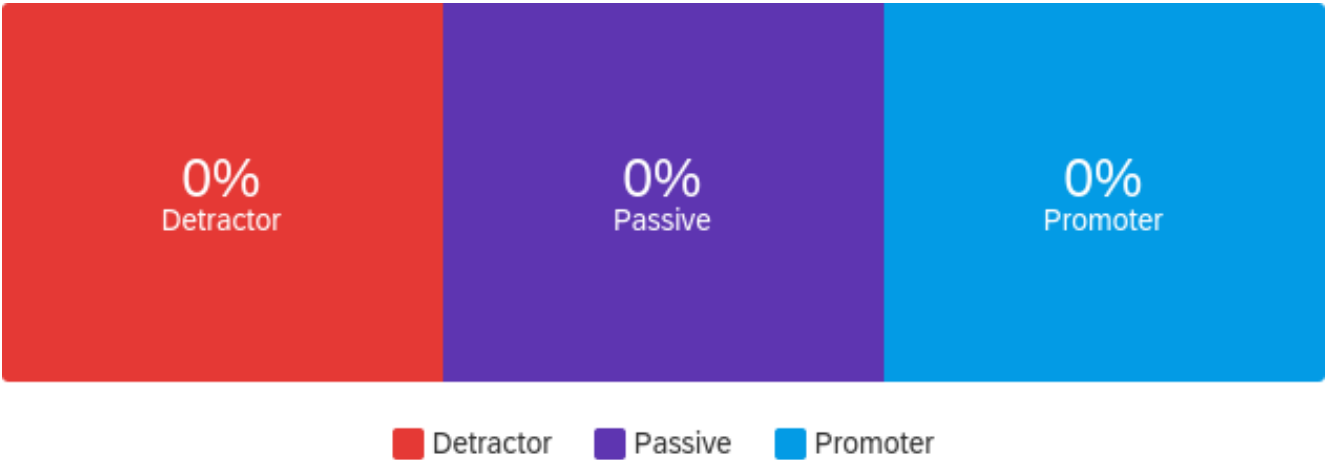
Q39_2_TEXT - No - Educational Specialist in Leadership
No - Text

Q39_2_TEXT - No - Literacy Studies - Reading & Language Arts
No - Text

Q39_2_TEXT - No - School Counseling
No - Text

Q39_2_TEXT - No - Special Education
No - Text


Q40 - How likely are you to recommend your program to a friend or an acquaintance looking to advance their careers in healthcare?



Educational Technology/Learning Design and Technology



Q41 - How satisfied are you with your graduate program of study?

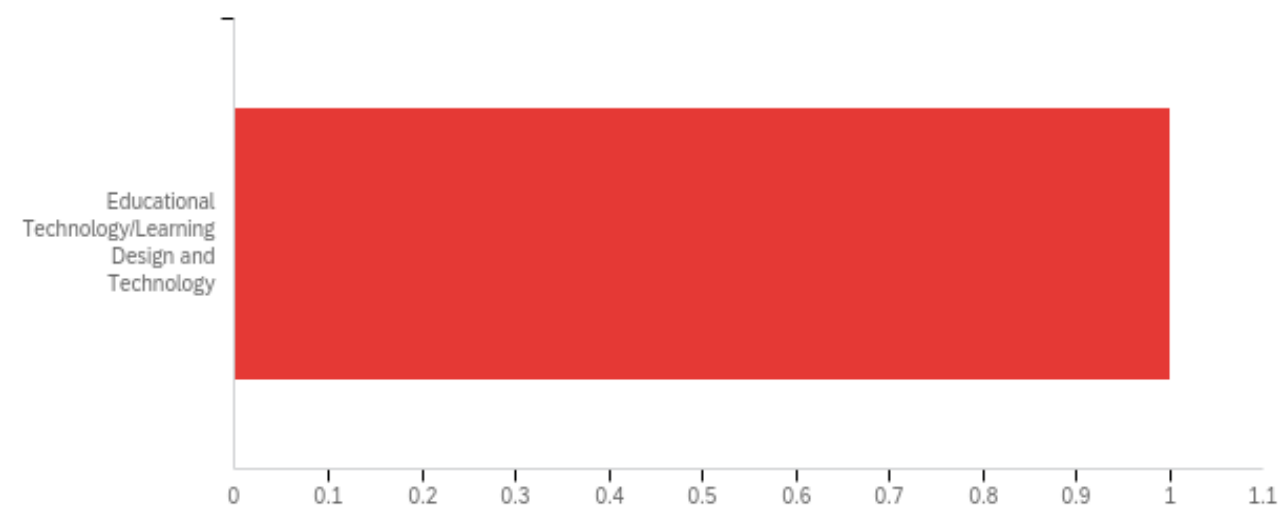


No results to show

#

#

Q42 - If you were to start graduate school over, would you still choose to come to GVSU?
If no, what reason(s) would you offer?



#	Field	Minimum	Maximum	Mean	Std Deviation	Variance	Count
1	Educational Technology/Learning Design and Technology	1.00	1.00	1.00	0.00	0.00	1

#	Question	Educational Technology/Learning Design and Technology	Total
1	Yes	100.00%	1

Q42_2_TEXT - No - Educational Technology/Learning Design and Technology
No - Text

Q42_2_TEXT - No - Higher Education - Adult and Higher Education
No - Text

Q42_2_TEXT - No - Higher Education - College Student Affairs Leadership (CSAL)
No - Text

Q42_2_TEXT - No - Instruction and Curriculum - Advanced Content Specialization
No - Text

Q42_2_TEXT - No - Instruction and Curriculum - Early Childhood Education
No - Text

Q42_2_TEXT - No - Instruction and Curriculum - Educational Differentiation
No - Text

Q42_2_TEXT - No - Instruction and Curriculum - Elementary Education
No - Text

Q42_2_TEXT - No - Instruction and Curriculum - Secondary Education
No - Text

Q42_2_TEXT - No - Educational Leadership
No - Text

Q42_2_TEXT - No - Educational Leadership - Special Education Administration
No - Text

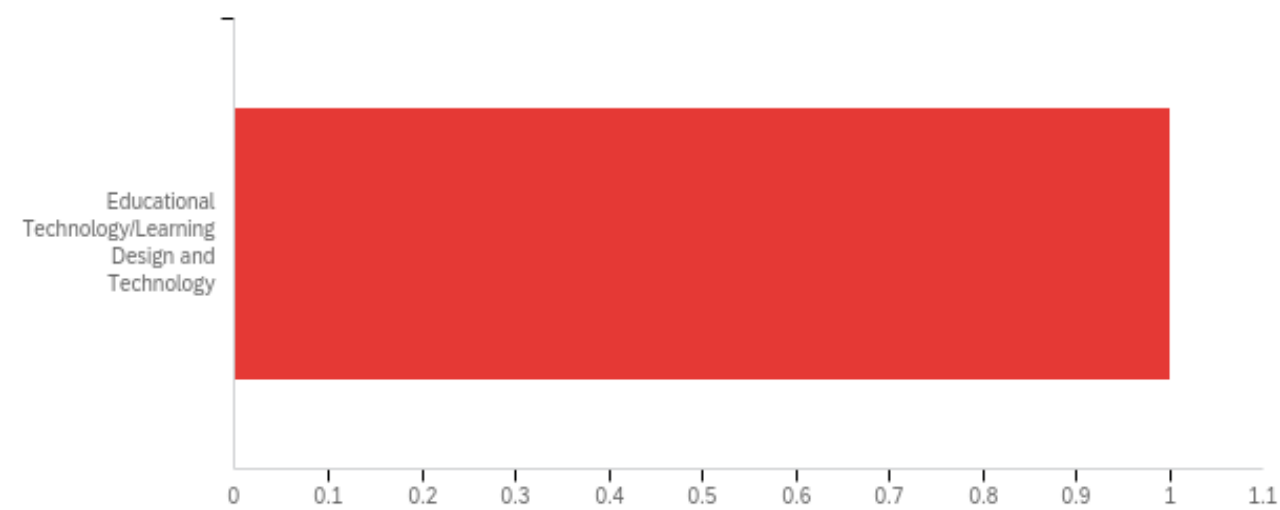
Q42_2_TEXT - No - Educational Specialist in Leadership
No - Text

Q42_2_TEXT - No - Literacy Studies - Reading & Language Arts
No - Text

Q42_2_TEXT - No - School Counseling
No - Text

Q42_2_TEXT - No - Special Education
No - Text

Q43 - Would you recommend GVSU to someone considering your graduate degree program?



#	Field	Minimum	Maximum	Mean	Std Deviation	Variance	Count
1	Educational Technology/Learning Design and Technology	3.00	3.00	3.00	0.00	0.00	1

#	Question	Educational Technology/Learning Design and Technology	Total
1	Maybe	100.00%	1

Q44 - What was the highlight of your graduate degree program?

Educational Technology/Learning Design and Technology

What was the highlight of your graduate degree program?

I definitely understand technology more and can better utilize it in my classroom.

Higher Education - Adult and Higher Education

What was the highlight of your graduate degree program?

Higher Education - College Student Affairs Leadership (CSAL)

What was the highlight of your graduate degree program?

Instruction and Curriculum - Advanced Content Specialization

What was the highlight of your graduate degree program?

Instruction and Curriculum - Early Childhood Education

What was the highlight of your graduate degree program?

Instruction and Curriculum - Educational Differentiation

What was the highlight of your graduate degree program?

Instruction and Curriculum - Elementary Education

What was the highlight of your graduate degree program?

Instruction and Curriculum - Secondary Education

What was the highlight of your graduate degree program?

Educational Leadership

What was the highlight of your graduate degree program?

Educational Leadership - Special Education Administration

What was the highlight of your graduate degree program?

Educational Specialist in Leadership

What was the highlight of your graduate degree program?

Literacy Studies - Reading & Language Arts

What was the highlight of your graduate degree program?

School Counseling

What was the highlight of your graduate degree program?

Special Education

What was the highlight of your graduate degree program?

Q45 - What could be improved for your graduate degree program?

Educational Technology/Learning Design and Technology

What could be improved for your graduate degree program?

Some of the classes felt redundant.

Higher Education - Adult and Higher Education

What could be improved for your graduate degree program?

Higher Education - College Student Affairs Leadership (CSAL)

What could be improved for your graduate degree program?

Instruction and Curriculum - Advanced Content Specialization

What could be improved for your graduate degree program?

Instruction and Curriculum - Early Childhood Education

What could be improved for your graduate degree program?

Instruction and Curriculum - Educational Differentiation

What could be improved for your graduate degree program?

Instruction and Curriculum - Elementary Education

What could be improved for your graduate degree program?

Instruction and Curriculum - Secondary Education

What could be improved for your graduate degree program?

Educational Leadership

What could be improved for your graduate degree program?

Educational Leadership - Special Education Administration

What could be improved for your graduate degree program?

Educational Specialist in Leadership

What could be improved for your graduate degree program?

Literacy Studies - Reading & Language Arts

What could be improved for your graduate degree program?

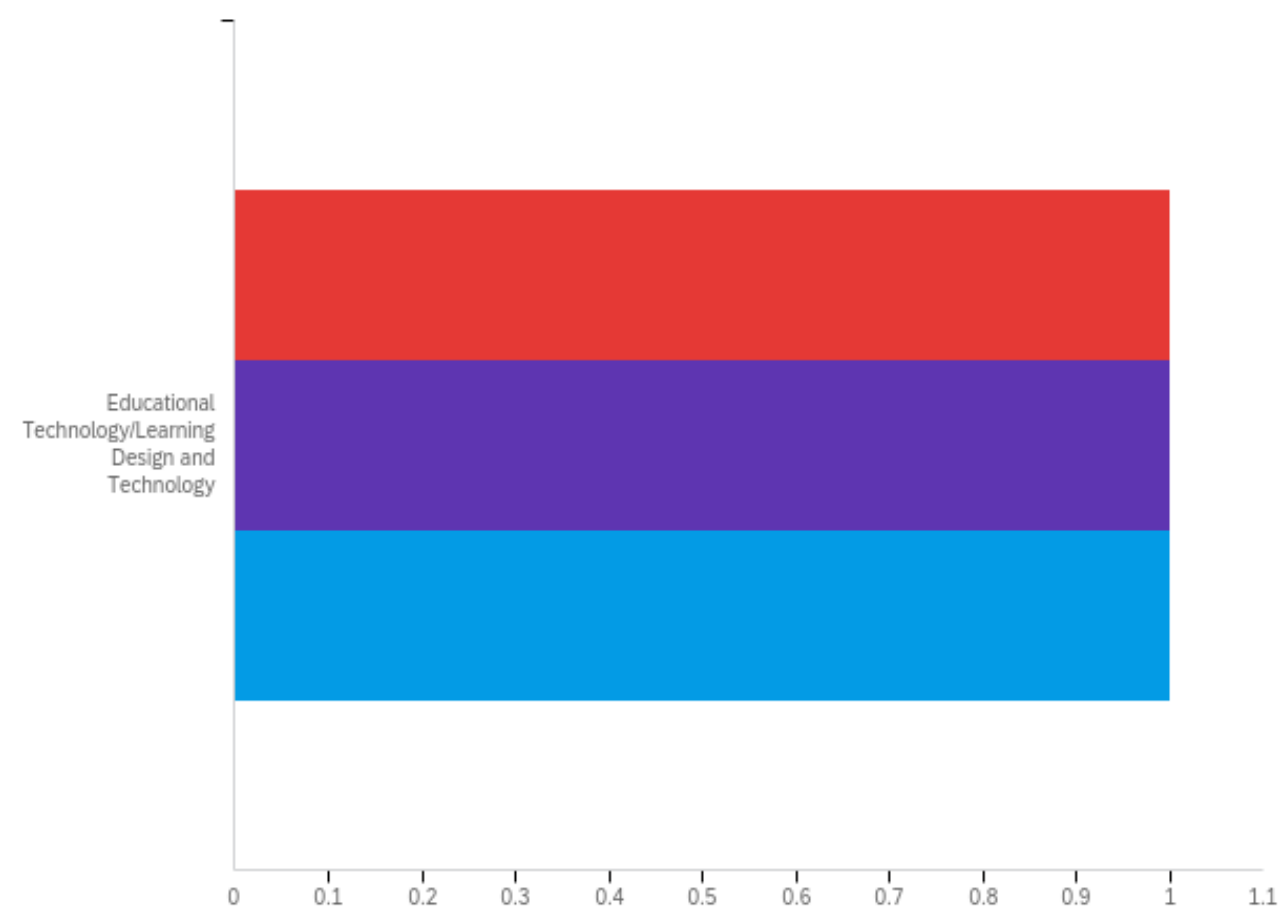
School Counseling

What could be improved for your graduate degree program?

Special Education

What could be improved for your graduate degree program?

Q46 - Which of the following was the most significant obstacle to your academic progress toward degree completion during graduate school? (select all that apply)



#	Question	Educational Technology/Learning Design and Technology		Total
1	Family obligations	100.00%	1	1
2	Finances	100.00%	1	1
3	Employment	100.00%	1	1

Q46_8_TEXT - Other - Educational Technology/Learning Design and Technology
Other - Text

Q46_8_TEXT - Other - Higher Education - Adult and Higher Education
Other - Text

Q46_8_TEXT - Other - Higher Education - College Student Affairs Leadership (CSAL)
Other - Text

Q46_8_TEXT - Other - Instruction and Curriculum - Advanced Content Specialization
Other - Text

Q46_8_TEXT - Other - Instruction and Curriculum - Early Childhood Education
Other - Text

Q46_8_TEXT - Other - Instruction and Curriculum - Educational Differentiation
Other - Text

Q46_8_TEXT - Other - Instruction and Curriculum - Elementary Education
Other - Text

Q46_8_TEXT - Other - Instruction and Curriculum - Secondary Education
Other - Text

Q46_8_TEXT - Other - Educational Leadership
Other - Text

Q46_8_TEXT - Other - Educational Leadership - Special Education Administration
Other - Text

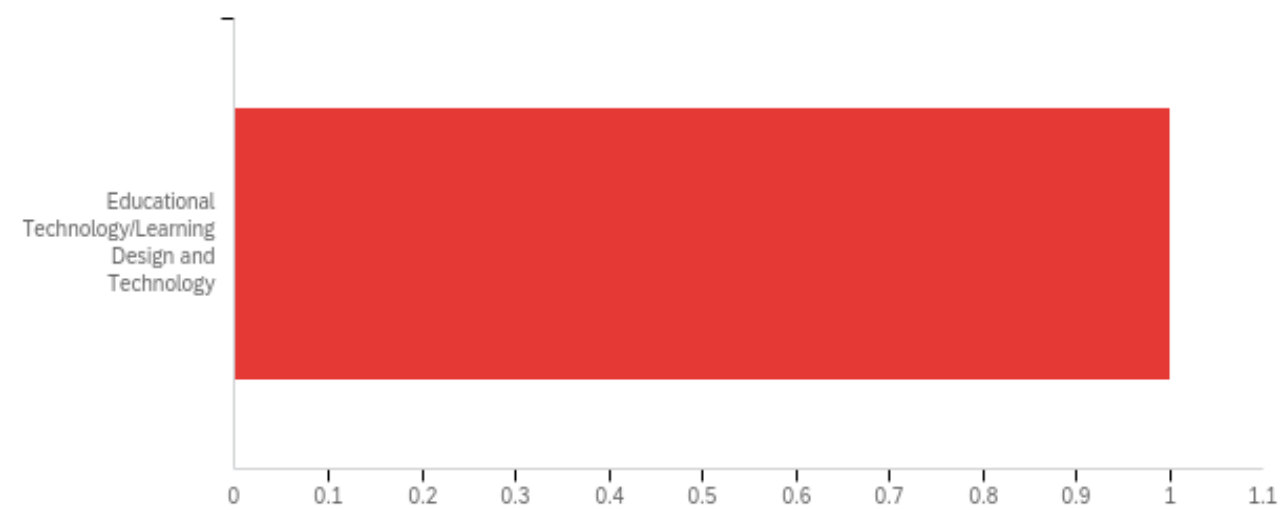
Q46_8_TEXT - Other - Educational Specialist in Leadership
Other - Text

Q46_8_TEXT - Other - Literacy Studies - Reading & Language Arts
Other - Text

Q46_8_TEXT - Other - School Counseling
Other - Text

Q46_8_TEXT - Other - Special Education
Other - Text

Q47 - Do you feel adequately prepared to enter or advance in your chosen field or profession after completing your GVSU degree?



#	Field	Minimum	Maximum	Mean	Std Deviation	Variance	Count
1	Educational Technology/Learning Design and Technology	1.00	1.00	1.00	0.00	0.00	1

#	Question	Educational Technology/Learning Design and Technology	Total
1	Definitely yes	100.00%	1

Q67 - Why do you feel inadequately prepared to enter or advance in your chosen field or progression?

Educational Technology/Learning Design and Technology

Why do you feel inadequately prepared to enter or advance in your chosen field or progression?

Higher Education - Adult and Higher Education

Why do you feel inadequately prepared to enter or advance in your chosen field or progression?

Higher Education - College Student Affairs Leadership (CSAL)

Why do you feel inadequately prepared to enter or advance in your chosen field or progression?

Instruction and Curriculum - Advanced Content Specialization

Why do you feel inadequately prepared to enter or advance in your chosen field or progression?

Instruction and Curriculum - Early Childhood Education

Why do you feel inadequately prepared to enter or advance in your chosen field or progression?

Instruction and Curriculum - Educational Differentiation

Why do you feel inadequately prepared to enter or advance in your chosen field or progression?

Instruction and Curriculum - Elementary Education

Why do you feel inadequately prepared to enter or advance in your chosen field or progression?

Instruction and Curriculum - Secondary Education

Why do you feel inadequately prepared to enter or advance in your chosen field or progression?

Educational Leadership

Why do you feel inadequately prepared to enter or advance in your chosen field or progression?

Educational Leadership - Special Education Administration

Why do you feel inadequately prepared to enter or advance in your chosen field or progression?

Educational Specialist in Leadership

Why do you feel inadequately prepared to enter or advance in your chosen field or progression?

Literacy Studies - Reading & Language Arts

Why do you feel inadequately prepared to enter or advance in your chosen field or progression?

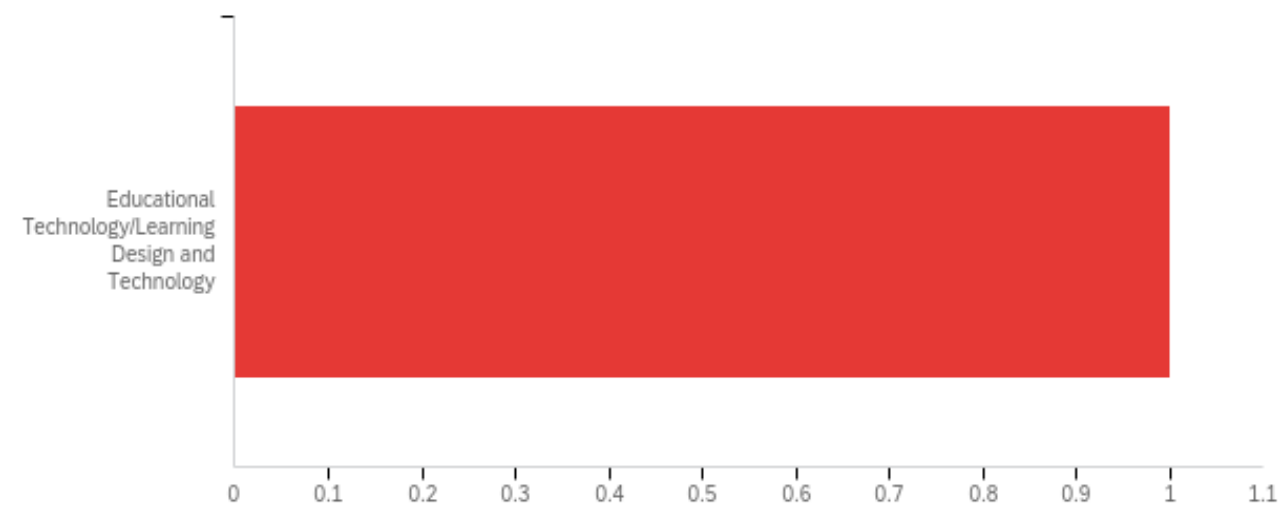
School Counseling

Why do you feel inadequately prepared to enter or advance in your chosen field or progression?

Special Education

Why do you feel inadequately prepared to enter or advance in your chosen field or progression?

Q48 - Have you been or will you be searching for a post-graduate job?



#	Field	Minimum	Maximum	Mean	Std Deviation	Variance	Count
1	Educational Technology/Learning Design and Technology	3.00	3.00	3.00	0.00	0.00	1

#	Question	Educational Technology/Learning Design and Technology	Total
1	No, I will not be searching for a job	100.00% 1	1

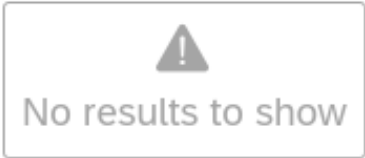
Q49 - Did you receive graduate employment guidance from any person or service during your time at GVSU?



#

#

Q50 - From whom did you primarily seek employment guidance?



#

#

Q50_5_TEXT - Other - Educational Technology/Learning Design and Technology
Other - Text

Q50_5_TEXT - Other - Higher Education - Adult and Higher Education
Other - Text

Q50_5_TEXT - Other - Higher Education - College Student Affairs Leadership (CSAL)
Other - Text

Q50_5_TEXT - Other - Instruction and Curriculum - Advanced Content Specialization
Other - Text

Q50_5_TEXT - Other - Instruction and Curriculum - Early Childhood Education
Other - Text

Q50_5_TEXT - Other - Instruction and Curriculum - Educational Differentiation
Other - Text

Q50_5_TEXT - Other - Instruction and Curriculum - Elementary Education
Other - Text

Q50_5_TEXT - Other - Instruction and Curriculum - Secondary Education
Other - Text

Q50_5_TEXT - Other - Educational Leadership
Other - Text

Q50_5_TEXT - Other - Educational Leadership - Special Education Administration
Other - Text

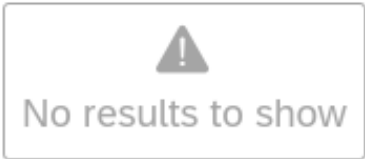
Q50_5_TEXT - Other - Educational Specialist in Leadership
Other - Text

Q50_5_TEXT - Other - Literacy Studies - Reading & Language Arts
Other - Text

Q50_5_TEXT - Other - School Counseling
Other - Text

Q50_5_TEXT - Other - Special Education
Other - Text

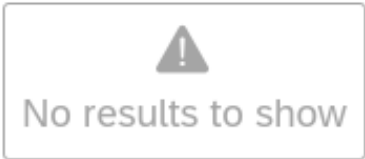
Q51 - Please rate the quality of the Career Center's post-graduate employment guidance you received:



#

#

Q52 - Please explain why you felt the quality of the Career Center's post-graduate employment guidance you received was fair or poor:



#

#

Q52_6_TEXT - Other - Educational Technology/Learning Design and Technology
Other - Text

Q52_6_TEXT - Other - Higher Education - Adult and Higher Education
Other - Text

Q52_6_TEXT - Other - Higher Education - College Student Affairs Leadership (CSAL)
Other - Text

Q52_6_TEXT - Other - Instruction and Curriculum - Advanced Content Specialization
Other - Text

Q52_6_TEXT - Other - Instruction and Curriculum - Early Childhood Education
Other - Text

Q52_6_TEXT - Other - Instruction and Curriculum - Educational Differentiation
Other - Text

Q52_6_TEXT - Other - Instruction and Curriculum - Elementary Education
Other - Text

Q52_6_TEXT - Other - Instruction and Curriculum - Secondary Education
Other - Text

Q52_6_TEXT - Other - Educational Leadership

Other - Text

Q52_6_TEXT - Other - Educational Leadership - Special Education Administration

Other - Text

Q52_6_TEXT - Other - Educational Specialist in Leadership

Other - Text

Q52_6_TEXT - Other - Literacy Studies - Reading & Language Arts

Other - Text

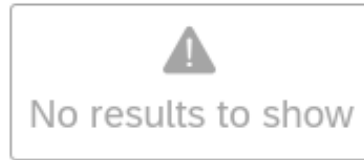
Q52_6_TEXT - Other - School Counseling

Other - Text

Q52_6_TEXT - Other - Special Education

Other - Text

Q53 - Please select the reason why you did not seek employment guidance:



#

Q53_4_TEXT - Other - Educational Technology/Learning Design and Technology
Other - Text

Q53_4_TEXT - Other - Higher Education - Adult and Higher Education
Other - Text

Q53_4_TEXT - Other - Higher Education - College Student Affairs Leadership (CSAL)
Other - Text

Q53_4_TEXT - Other - Instruction and Curriculum - Advanced Content Specialization
Other - Text

Q53_4_TEXT - Other - Instruction and Curriculum - Early Childhood Education
Other - Text

Q53_4_TEXT - Other - Instruction and Curriculum - Educational Differentiation
Other - Text

Q53_4_TEXT - Other - Instruction and Curriculum - Elementary Education
Other - Text

Q53_4_TEXT - Other - Instruction and Curriculum - Secondary Education
Other - Text

Q53_4_TEXT - Other - Educational Leadership
Other - Text

Q53_4_TEXT - Other - Educational Leadership - Special Education Administration
Other - Text

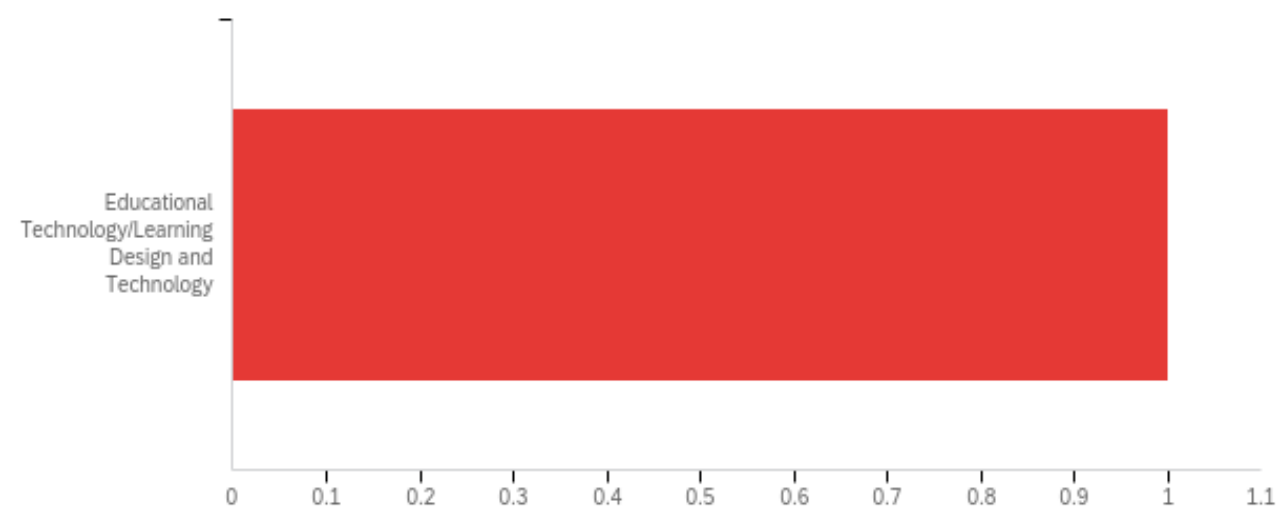
Q53_4_TEXT - Other - Educational Specialist in Leadership
Other - Text

Q53_4_TEXT - Other - Literacy Studies - Reading & Language Arts
Other - Text

Q53_4_TEXT - Other - School Counseling
Other - Text

Q53_4_TEXT - Other - Special Education
Other - Text

Q54 - Has earning your graduate degree resulted in a promotion or any new offers of employment that are related to your degree program? If yes, please describe the job or position you were offered:



#	Field	Minimum	Maximum	Mean	Std Deviation	Variance	Count
1	Educational Technology/Learning Design and Technology	1.00	1.00	1.00	0.00	0.00	1

#	Question	Educational Technology/Learning Design and Technology	Total
1	Yes	100.00%	1

Q54_1_TEXT - Yes - Educational Technology/Learning Design and Technology

Yes - Text

I will receive a pay raise for my current position.

Q54_1_TEXT - Yes - Higher Education - Adult and Higher Education

Yes - Text

Q54_1_TEXT - Yes - Higher Education - College Student Affairs Leadership (CSAL)
Yes - Text

Q54_1_TEXT - Yes - Instruction and Curriculum - Advanced Content Specialization
Yes - Text

Q54_1_TEXT - Yes - Instruction and Curriculum - Early Childhood Education
Yes - Text

Q54_1_TEXT - Yes - Instruction and Curriculum - Educational Differentiation
Yes - Text

Q54_1_TEXT - Yes - Instruction and Curriculum - Elementary Education
Yes - Text

Q54_1_TEXT - Yes - Instruction and Curriculum - Secondary Education
Yes - Text

Q54_1_TEXT - Yes - Educational Leadership
Yes - Text

Q54_1_TEXT - Yes - Educational Leadership - Special Education Administration
Yes - Text

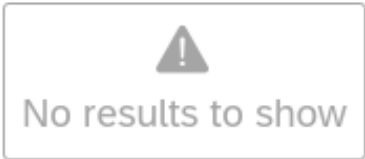
Q54_1_TEXT - Yes - Educational Specialist in Leadership
Yes - Text

Q54_1_TEXT - Yes - Literacy Studies - Reading & Language Arts
Yes - Text

Q54_1_TEXT - Yes - School Counseling
Yes - Text

Q54_1_TEXT - Yes - Special Education
Yes - Text

Q55 - If you are currently employed, indicate the field where you are employed. Select the one that most appropriately describes your workplace setting.



#

#

Q55_22_TEXT - Other - Educational Technology/Learning Design and Technology
Other - Text

Q55_22_TEXT - Other - Higher Education - Adult and Higher Education
Other - Text

Q55_22_TEXT - Other - Higher Education - College Student Affairs Leadership (CSAL)
Other - Text

Q55_22_TEXT - Other - Instruction and Curriculum - Advanced Content Specialization
Other - Text

Q55_22_TEXT - Other - Instruction and Curriculum - Early Childhood Education
Other - Text

Q55_22_TEXT - Other - Instruction and Curriculum - Educational Differentiation
Other - Text

Q55_22_TEXT - Other - Instruction and Curriculum - Elementary Education
Other - Text

Q55_22_TEXT - Other - Instruction and Curriculum - Secondary Education
Other - Text

Q55_22_TEXT - Other - Educational Leadership

Other - Text

Q55_22_TEXT - Other - Educational Leadership - Special Education Administration

Other - Text

Q55_22_TEXT - Other - Educational Specialist in Leadership

Other - Text

Q55_22_TEXT - Other - Literacy Studies - Reading & Language Arts

Other - Text

Q55_22_TEXT - Other - School Counseling

Other - Text

Q55_22_TEXT - Other - Special Education

Other - Text

Q67 - If employed in a post-graduate fellowship, provide your estimated annual salary, including bonuses.

Educational Technology/Learning Design and Technology

If employed in a post-graduate fellowship, provide your estimated annual salary, including bonuses.

Higher Education - Adult and Higher Education

If employed in a post-graduate fellowship, provide your estimated annual salary, including bonuses.

Higher Education - College Student Affairs Leadership (CSAL)

If employed in a post-graduate fellowship, provide your estimated annual salary, including bonuses.

Instruction and Curriculum - Advanced Content Specialization

If employed in a post-graduate fellowship, provide your estimated annual salary, including bonuses.

Instruction and Curriculum - Early Childhood Education

If employed in a post-graduate fellowship, provide your estimated annual salary, including bonuses.

Instruction and Curriculum - Educational Differentiation

If employed in a post-graduate fellowship, provide your estimated annual salary, including bonuses.

Instruction and Curriculum - Elementary Education

If employed in a post-graduate fellowship, provide your estimated annual salary, including bonuses.

Instruction and Curriculum - Secondary Education

If employed in a post-graduate fellowship, provide your estimated annual salary, including bonuses.

Educational Leadership

If employed in a post-graduate fellowship, provide your estimated annual salary, including bonuses.

Educational Leadership - Special Education Administration

If employed in a post-graduate fellowship, provide your estimated annual salary, including bonuses.

Educational Specialist in Leadership

If employed in a post-graduate fellowship, provide your estimated annual salary, including bonuses.

Literacy Studies - Reading & Language Arts

If employed in a post-graduate fellowship, provide your estimated annual salary, including bonuses.

School Counseling

If employed in a post-graduate fellowship, provide your estimated annual salary, including bonuses.

Special Education

If employed in a post-graduate fellowship, provide your estimated annual salary, including bonuses.

Q68 - If employed in other than a post-graduate fellowship, provide your estimated annual salary, including bonuses. This includes graduates who were in the position prior to (or during) their course of study.

Educational Technology/Learning Design and Technology

If employed in other than a post-graduate fellowship, provide your estimated annual salary, including bonuses. This includes graduates who were in the position prior to (or during) their course of study.

Higher Education - Adult and Higher Education

If employed in other than a post-graduate fellowship, provide your estimated annual salary, including bonuses. This includes graduates who were in the position prior to (or during) their course of study.

Higher Education - College Student Affairs Leadership (CSAL)

If employed in other than a post-graduate fellowship, provide your estimated annual salary, including bonuses. This includes graduates who were in the position prior to (or during) their course of study.

Instruction and Curriculum - Advanced Content Specialization

If employed in other than a post-graduate fellowship, provide your estimated annual salary, including bonuses. This includes graduates who were in the position prior to (or during) their course of study.

Instruction and Curriculum - Early Childhood Education

If employed in other than a post-graduate fellowship, provide your estimated annual salary, including bonuses. This includes graduates who were in the position prior to (or during) their course of study.

Instruction and Curriculum - Educational Differentiation

If employed in other than a post-graduate fellowship, provide your estimated annual salary, including bonuses. This includes graduates who were in the position prior to (or during) their course of study.

Instruction and Curriculum - Elementary Education

If employed in other than a post-graduate fellowship, provide your estimated annual salary, including bonuses. This includes graduates who were in the position prior to (or during) their course of study.

Instruction and Curriculum - Secondary Education

If employed in other than a post-graduate fellowship, provide your estimated annual salary, including bonuses. This includes graduates who were in the position prior to (or during) their course of study.

Educational Leadership

If employed in other than a post-graduate fellowship, provide your estimated annual salary, including bonuses. This includes graduates who were in the position prior to (or during) their course of study.

Educational Leadership - Special Education Administration

If employed in other than a post-graduate fellowship, provide your estimated annual salary, including bonuses. This includes graduates who were in the position prior to (or during) their course of study.

Educational Specialist in Leadership

If employed in other than a post-graduate fellowship, provide your estimated annual salary, including bonuses. This includes graduates who were in the position prior to (or during) their course of study.

Literacy Studies - Reading & Language Arts

If employed in other than a post-graduate fellowship, provide your estimated annual salary, including bonuses. This includes graduates who were in the position prior to (or during) their course of study.

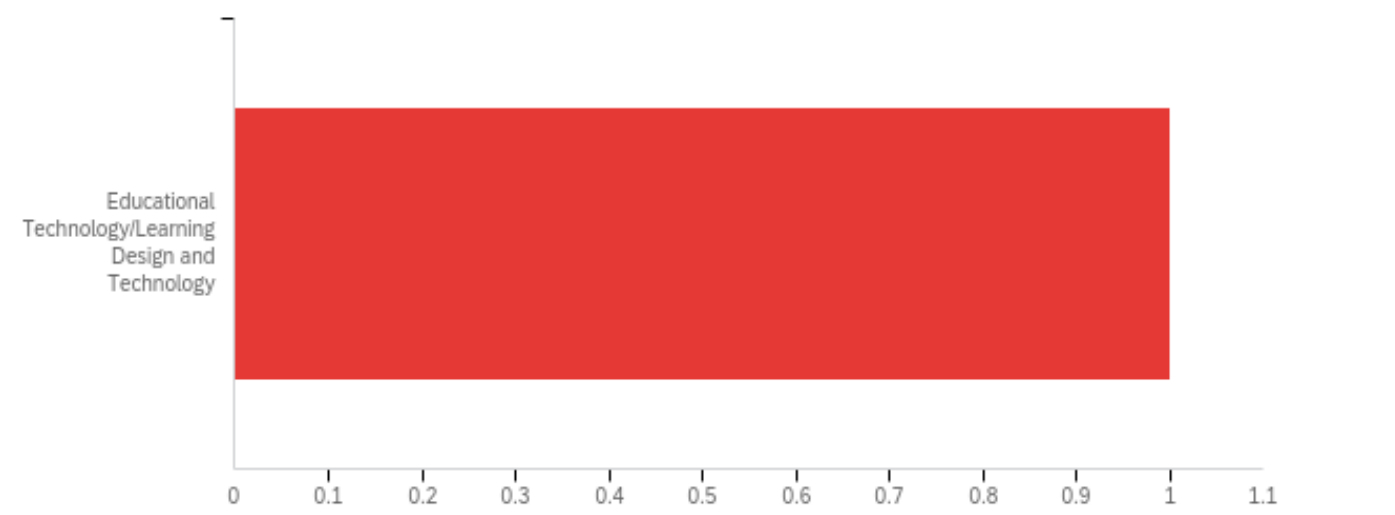
School Counseling

If employed in other than a post-graduate fellowship, provide your estimated annual salary, including bonuses. This includes graduates who were in the position prior to (or during) their course of study.

Special Education

If employed in other than a post-graduate fellowship, provide your estimated annual salary, including bonuses. This includes graduates who were in the position prior to (or during) their course of study.

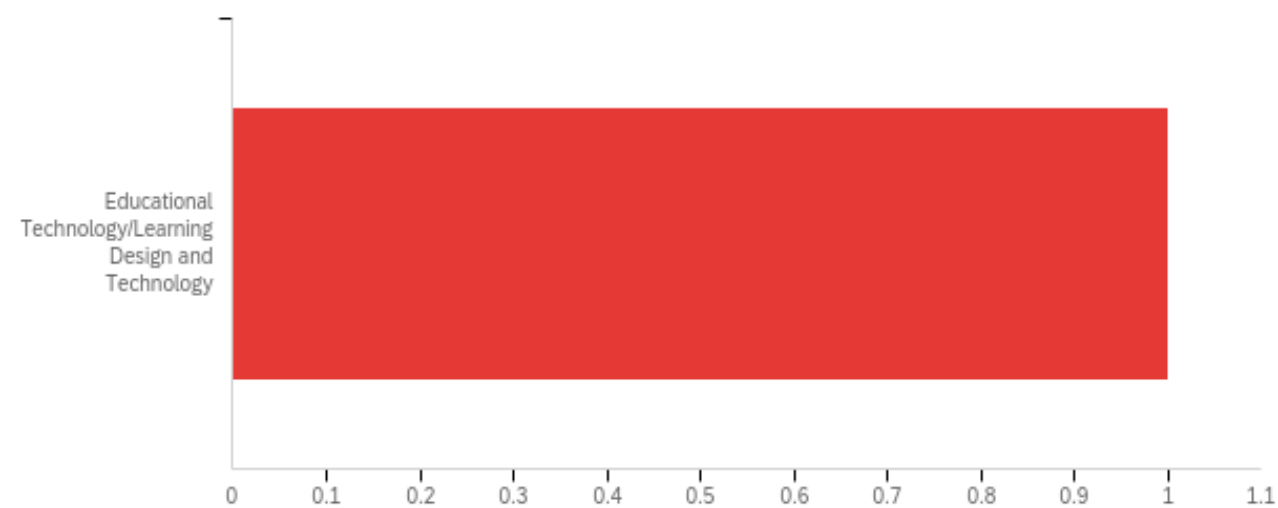
Q58 - Were non-academic activities, such as the Graduate Student Association (GSA) or graduate program social events, important during your graduate education?



#	Field	Minimum	Maximum	Mean	Std Deviation	Variance	Count
1	Educational Technology/Learning Design and Technology	3.00	3.00	3.00	0.00	0.00	1

#	Question	Educational Technology/Learning Design and Technology	Total
1	No	100.00%	1

Q59 - Have you participated in any of the following graduate student activities at GVSU?
Please select all that apply.



#	Question	Educational Technology/Learning Design and Technology	Total
1	I did not participate in any graduate student activities at GVSU	100.00%	1

Q59_9_TEXT - Other - Educational Technology/Learning Design and Technology
Other - Text

Q59_9_TEXT - Other - Higher Education - Adult and Higher Education
Other - Text

Q59_9_TEXT - Other - Higher Education - College Student Affairs Leadership (CSAL)
Other - Text

Q59_9_TEXT - Other - Instruction and Curriculum - Advanced Content Specialization
Other - Text

Q59_9_TEXT - Other - Instruction and Curriculum - Early Childhood Education
Other - Text

Q59_9_TEXT - Other - Instruction and Curriculum - Educational Differentiation
Other - Text

Q59_9_TEXT - Other - Instruction and Curriculum - Elementary Education
Other - Text

Q59_9_TEXT - Other - Instruction and Curriculum - Secondary Education
Other - Text

Q59_9_TEXT - Other - Educational Leadership
Other - Text

Q59_9_TEXT - Other - Educational Leadership - Special Education Administration
Other - Text

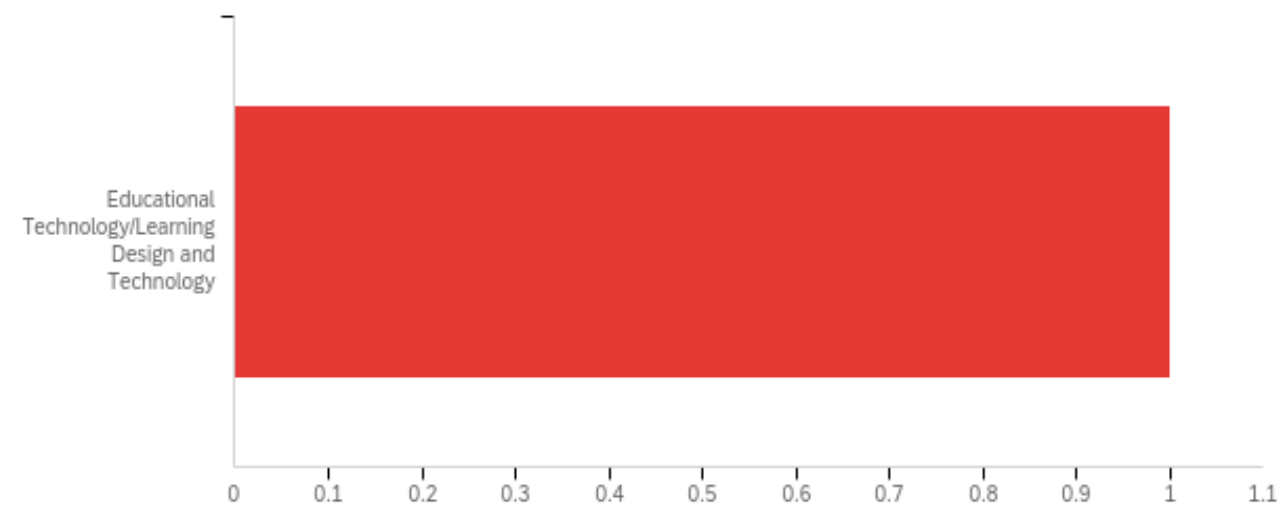
Q59_9_TEXT - Other - Educational Specialist in Leadership
Other - Text

Q59_9_TEXT - Other - Literacy Studies - Reading & Language Arts
Other - Text

Q59_9_TEXT - Other - School Counseling
Other - Text

Q59_9_TEXT - Other - Special Education
Other - Text

Q60 - What limited your participation in GVSU graduate student activities?



#	Question	Educational Technology/Learning Design and Technology	Total
1	Not interested in additional activities	100.00%	1

Q60_7_TEXT - Other - Educational Technology/Learning Design and Technology
Other - Text

Q60_7_TEXT - Other - Higher Education - Adult and Higher Education
Other - Text

Q60_7_TEXT - Other - Higher Education - College Student Affairs Leadership (CSAL)
Other - Text

Q60_7_TEXT - Other - Instruction and Curriculum - Advanced Content Specialization
Other - Text

Q60_7_TEXT - Other - Instruction and Curriculum - Early Childhood Education
Other - Text

Q60_7_TEXT - Other - Instruction and Curriculum - Educational Differentiation
Other - Text

Q60_7_TEXT - Other - Instruction and Curriculum - Elementary Education
Other - Text

Q60_7_TEXT - Other - Instruction and Curriculum - Secondary Education
Other - Text

Q60_7_TEXT - Other - Educational Leadership
Other - Text

Q60_7_TEXT - Other - Educational Leadership - Special Education Administration
Other - Text

Q60_7_TEXT - Other - Educational Specialist in Leadership
Other - Text

Q60_7_TEXT - Other - Literacy Studies - Reading & Language Arts
Other - Text

Q60_7_TEXT - Other - School Counseling
Other - Text

Q60_7_TEXT - Other - Special Education
Other - Text

Q61 - Please rank the following activities you would have participated in as a graduate student at GVSU?



Error loading data



Error loading data



Error loading data



Error loading data



Error loading data



Error loading data



Error loading data



Educational Technology/Learning Design and Technology

#	Field	Minimum	Maximum	Mean	Std Deviation	Variance	Count
1	Graduate Student Association (GSA) activities	5.00	5.00	5.00	0.00	0.00	1
2	Graduate Program Registered Student Organization (RSO) educational activities	6.00	6.00	6.00	0.00	0.00	1
3	Professional development events hosted by the Graduate School	2.00	2.00	2.00	0.00	0.00	1
4	Discipline specific professional speakers	1.00	1.00	1.00	0.00	0.00	1
5	Co-curricular professional development workshops or seminars	3.00	3.00	3.00	0.00	0.00	1
6	Graduate degree program educational events	4.00	4.00	4.00	0.00	0.00	1
7	Graduate degree program social events	7.00	7.00	7.00	0.00	0.00	1
8	Other	8.00	8.00	8.00	0.00	0.00	1

Graduate Student Association (GSA) activities

#	Question	Educational Technology/Learning Design and Technology		Total
1	1	0.00%	0	0
2	2	0.00%	0	0
3	3	0.00%	0	0
4	4	0.00%	0	0
5	5	100.00%	1	1
6	6	0.00%	0	0
7	7	0.00%	0	0

8	8	0.00%	0	0
---	---	-------	---	---

Graduate Program Registered Student Organization (RSO) educational activities

#	Question	Educational Technology/Learning Design and Technology		Total
1	1	0.00%	0	0
2	2	0.00%	0	0
3	3	0.00%	0	0
4	4	0.00%	0	0
5	5	0.00%	0	0
6	6	100.00%	1	1
7	7	0.00%	0	0
8	8	0.00%	0	0

Professional development events hosted by the Graduate School

#	Question	Educational Technology/Learning Design and Technology		Total
1	1	0.00%	0	0
2	2	100.00%	1	1
3	3	0.00%	0	0
4	4	0.00%	0	0
5	5	0.00%	0	0
6	6	0.00%	0	0
7	7	0.00%	0	0
8	8	0.00%	0	0

Discipline specific professional speakers

#	Question	Educational Technology/Learning Design and Technology		Total
1	1	100.00%	1	1
2	2	0.00%	0	0
3	3	0.00%	0	0
4	4	0.00%	0	0
5	5	0.00%	0	0
6	6	0.00%	0	0
7	7	0.00%	0	0
8	8	0.00%	0	0

Co-curricular professional development workshops or seminars

#	Question	Educational Technology/Learning Design and Technology		Total
1	1	0.00%	0	0
2	2	0.00%	0	0
3	3	100.00%	1	1
4	4	0.00%	0	0
5	5	0.00%	0	0
6	6	0.00%	0	0
7	7	0.00%	0	0
8	8	0.00%	0	0

Graduate degree program educational events

#	Question	Educational Technology/Learning Design and Technology		Total
1	1	0.00%	0	0
2	2	0.00%	0	0
3	3	0.00%	0	0
4	4	100.00%	1	1

5	5	0.00%	0	0
6	6	0.00%	0	0
7	7	0.00%	0	0
8	8	0.00%	0	0

Graduate degree program social events

#	Question	Educational Technology/Learning Design and Technology		Total
1	1	0.00%	0	0
2	2	0.00%	0	0
3	3	0.00%	0	0
4	4	0.00%	0	0
5	5	0.00%	0	0
6	6	0.00%	0	0
7	7	100.00%	1	1
8	8	0.00%	0	0

Other

#	Question	Educational Technology/Learning Design and Technology		Total
1	1	0.00%	0	0
2	2	0.00%	0	0
3	3	0.00%	0	0
4	4	0.00%	0	0
5	5	0.00%	0	0
6	6	0.00%	0	0
7	7	0.00%	0	0
8	8	100.00%	1	1

Q62 - Any final comments and/or suggestions regarding your graduate education experience at GVSU?

Educational Technology/Learning Design and Technology

Any final comments and/or suggestions regarding your graduate education experience at GVSU?

Higher Education - Adult and Higher Education

Any final comments and/or suggestions regarding your graduate education experience at GVSU?

Higher Education - College Student Affairs Leadership (CSAL)

Any final comments and/or suggestions regarding your graduate education experience at GVSU?

Instruction and Curriculum - Advanced Content Specialization

Any final comments and/or suggestions regarding your graduate education experience at GVSU?

Instruction and Curriculum - Early Childhood Education

Any final comments and/or suggestions regarding your graduate education experience at GVSU?

Instruction and Curriculum - Educational Differentiation

Any final comments and/or suggestions regarding your graduate education experience at GVSU?

Instruction and Curriculum - Elementary Education

Any final comments and/or suggestions regarding your graduate education experience at GVSU?

Instruction and Curriculum - Secondary Education

Any final comments and/or suggestions regarding your graduate education experience at GVSU?

Educational Leadership

Any final comments and/or suggestions regarding your graduate education experience at GVSU?

Educational Leadership - Special Education Administration

Any final comments and/or suggestions regarding your graduate education experience at GVSU?

Educational Specialist in Leadership

Any final comments and/or suggestions regarding your graduate education experience at GVSU?

Literacy Studies - Reading & Language Arts

Any final comments and/or suggestions regarding your graduate education experience at GVSU?

School Counseling

Any final comments and/or suggestions regarding your graduate education experience at GVSU?

Special Education

Any final comments and/or suggestions regarding your graduate education experience at GVSU?

Literacy Studies: 2023-24 Graduate Exit Survey Results

Q1 - Did you receive your undergraduate degree from GVSU?

#	Answer	%	Count
1	Yes	25.00%	2
2	No	75.00%	6
	Total	100%	8

Q2 - Which graduate degree program did you/will you complete?

#	Answer	%	Count
1	Accounting (MSA)	0.00%	0
2	Applied Linguistics (MA)	0.00%	0
3	Athletic Training (MAT)	0.00%	0
4	Audiology (AuD)	0.00%	0
5	Biology (MS)	0.00%	0
6	Biomedical Sciences (MHS)	0.00%	0
7	Biostatistics (PSM)	0.00%	0
8	Business Administration (MBA)	0.00%	0
9	Cell and Molecular Biology	0.00%	0
10	Clinical Dietetics (MS)	0.00%	0
12	Criminal Justice (MS)	0.00%	0
13	Data Science and Analytics (PSM)	0.00%	0
14	Education (MEd)	100.00%	8
15	Education Specialist in Leadership (EdS)	0.00%	0
16	Engineering (MSE)	0.00%	0
17	English (MA)	0.00%	0
18	Health Administration (MHA)	0.00%	0
19	Health Informatics and Bioinformatics (PSM)	0.00%	0
20	Medical Dosimetry (MS)	0.00%	0
21	Nursing (MSN)	0.00%	0
22	Nursing (DNP)	0.00%	0

23	Occupational Therapy (MS)	0.00%	0
24	Occupational Therapy (DrOT)	0.00%	0
25	Philanthropy and Nonprofit Leadership (MPNL)	0.00%	0
26	Physical Therapy (DPT)	0.00%	0
27	Physician Assistant Studies (MPAS)	0.00%	0
28	Public Administration (MPA)	0.00%	0
29	Public Health (MPH)	0.00%	0
30	School Psychology (PsyS)	0.00%	0
31	Social Innovation (MA)	0.00%	0
32	Social Work (MSW)	0.00%	0
33	Speech-Language Pathology (MS)	0.00%	0
34	Communications (MS)	0.00%	0
35	Taxation (MST)	0.00%	0
36	Cybersecurity	0.00%	0
37	Applied Computer Science/Computer Information Systems	0.00%	0
38	Applied Statistics	0.00%	0
40	Recreational Therapy (MS)	0.00%	0
42	Water Resource Policy (MS)	0.00%	0
	Total	100%	8

Q8 - Which M.Ed. program did you complete?

#	Answer	%	Count
11	Literacy Studies - Reading & Language Arts	100.00%	8
	Total	100%	8

Q12 - What were you doing before enrolling in graduate school? (select all that apply)

#	Answer	%	Count
1	Completing my undergraduate degree	0.00%	0
2	Completing a different graduate degree	0.00%	0
3	Employed in a field related to my current degree program	100.00%	8
4	Employed in a field unrelated to my current degree program	0.00%	0
5	Other	0.00%	0
	Total	100%	8

Q13 - Why did you decide to pursue a graduate degree? (please choose your primary reason)

#	Answer	%	Count
1	Career advancement	87.50%	7
2	Career change	0.00%	0
3	Personal desire to continue education	12.50%	1
4	Required in my professional field	0.00%	0
5	Other:	0.00%	0
	Total	100%	8

Q14 - Please rate the following dimensions of your graduate degree program.

#	Question	Excellent		Very Good		Good		Fair		Poor		Total
1	Intellectual quality of the faculty	50.00%	4	50.00%	4	0.00%	0	0.00%	0	0.00%	0	8
2	Intellectual quality of my fellow graduate students	37.50%	3	50.00%	4	12.50%	1	0.00%	0	0.00%	0	8
3	Relationship between faculty and graduate students	62.50%	5	12.50%	1	25.00%	2	0.00%	0	0.00%	0	8
4	Program's ability to integrate recent developments in my field	62.50%	5	25.00%	2	12.50%	1	0.00%	0	0.00%	0	8
5	Program space and facilities	50.00%	4	12.50%	1	25.00%	2	12.50%	1	0.00%	0	8
6	Overall quality of graduate level instruction by faculty	50.00%	4	50.00%	4	0.00%	0	0.00%	0	0.00%	0	8
7	Level of academic challenge	50.00%	4	37.50%	3	12.50%	1	0.00%	0	0.00%	0	8
8	Helpfulness of staff members in my unit/program	50.00%	4	37.50%	3	12.50%	1	0.00%	0	0.00%	0	8
9	Opportunity to interact with disciplines outside your degree program	12.50%	1	12.50%	1	37.50%	3	12.50%	1	25.00%	2	8

10	Academic standards in my program	62.50%	5	25.00%	2	12.50%	1	0.00%	0	0.00%	0	8
11	Overall program quality	62.50%	5	25.00%	2	12.50%	1	0.00%	0	0.00%	0	8

Q15 - Which of the following experience(s) did you complete as part of your degree program? (select all that apply)

#	Answer	%	Count
1	Clinical case report	0.00%	0
2	Clinical rotation	0.00%	0
3	Internship or Practicum or Fieldwork	41.67%	5
4	Thesis or Dissertation	16.67%	2
5	Research project (group or individual)	41.67%	5
6	Systematic review	0.00%	0
7	None	0.00%	0
	Total	100%	12

Q16 - Please rate the experiences that you selected in the previous question (e.g. clinical case report, clinical rotation, internship or practicum or fieldwork, thesis or dissertation, research project, systematic review):

#	Question	Excellent		Very Good		Good		Fair		Poor		Total
1	Clarity of deadlines and expectations	57.14%	4	28.57%	2	14.29%	1	0.00%	0	0.00%	0	7
2	Availability of mentorship	42.86%	3	28.57%	2	28.57%	2	0.00%	0	0.00%	0	7
3	Timeliness of feedback from faculty	42.86%	3	28.57%	2	28.57%	2	0.00%	0	0.00%	0	7
4	Availability of research materials and equipment	71.43%	5	14.29%	1	0.00%	0	14.29%	1	0.00%	0	7
5	Overall quality of your experience	57.14%	4	28.57%	2	14.29%	1	0.00%	0	0.00%	0	7

Q17 - Did you seek statistical consulting help to complete the experiences (e.g. clinical case report, clinical rotation, internship or practicum, thesis or dissertation, research project, systematic review) you selected?

#	Answer	%	Count
1	Yes	14.29%	1
2	No	85.71%	6
	Total	100%	7

Q18 - From whom did you seek statistical consulting help? (select all that apply)

#	Answer	%	Count
1	Statistical Consulting Center	0.00%	0
2	Faculty member	0.00%	0
3	Another student	0.00%	0
4	Other	0.00%	0
5	Faculty advisor	100.00%	1
	Total	100%	1

Q19 - How helpful was the Statistical Consulting Center?

#	Answer	%	Count
1	Very helpful	0.00%	0
3	Helpful	0.00%	0
4	Somewhat helpful	0.00%	0
5	Not very helpful	0.00%	0
	Total		0

Q20 - How could statistical consulting help be improved to help you be successful in your program?

How could statistical consulting help be improved to help you be successful in your program?

Q21 - Did you seek assistance with writing for the experiences you selected (e.g. clinical case report, clinical rotation, internship or practicum, thesis or dissertation, research project, systematic review)?

#	Answer	%	Count
1	Yes	28.57%	2
3	No	71.43%	5
	Total	100%	7

Q22 - From whom did you seek writing assistance? (select all that apply)

#	Answer	%	Count
1	Fred Meijer Center for Writing & Michigan Authors	25.00%	1
2	The Knowledge Market	0.00%	0
3	The Graduate School web site	0.00%	0
4	Other	0.00%	0
5	Faculty advisor	50.00%	2
6	Faculty member	25.00%	1
	Total	100%	4

Q23 - Please rate the quality of the writing assistance you received you received from the Fred Meijer Center for Writing & Michigan Authors.

#	Answer	%	Count
1	Excellent	0.00%	0
2	Very Good	0.00%	0
3	Good	100.00%	1
4	Fair	0.00%	0
5	Poor	0.00%	0
	Total	100%	1

Q24 - How could the writing assistance be improved?

How could the writing assistance be improved?
I received support from two writing center staff members during my research paper and received contradictory information specifically as it related to APA formatting.

Q25 - Please select the type of courses you completed as a part of your graduate program? (select all that apply)

#	Answer	%	Count
1	Hybrid Courses (online and face-to-face)	14.29%	1
2	Fully Online Courses	85.71%	6
3	Traditional (face-to-face)	0.00%	0
	Total	100%	7

Q26 - How would you rate the educational quality of the online components of your course(s)?

#	Answer	%	Count
1	Excellent	42.86%	3
2	Very Good	42.86%	3
3	Good	0.00%	0
4	Fair	14.29%	1
5	Poor	0.00%	0
	Total	100%	7

Q27 - What components of the online experience could have been improved? (select all that apply)

#	Answer	%	Count
1	Clarity of assignments	11.11%	1
2	Clarity of course expectations	11.11%	1
3	Faculty communication	22.22%	2
4	Organization of software platform	11.11%	1
5	Other	11.11%	1
6	None	22.22%	2
7	Course workload expectations	11.11%	1
	Total	100%	9

Prefer to not have all classes online

Q28 - If you have a choice of course format, which would you normally prefer?

#	Answer	%	Count
1	Hybrid Courses (online and face-to-face)	28.57%	2
2	Fully Online Courses	57.14%	4
3	Traditional (face-to-face)	14.29%	1
	Total	100%	7

Q29 - Which of the following activities did you participate in during your graduate program? (select all that apply)

#	Answer	%	Count
1	Attended a professional conference	9.52%	2
2	Clinical experience	0.00%	0
3	Co-op experience	0.00%	0
4	Community engagement related to your field of study	9.52%	2
5	Field experience	33.33%	7
6	Gave in-class presentations	23.81%	5
7	Presented at a professional conference	0.00%	0
8	Held a formal leadership role in a student organization	0.00%	0
9	Participated in a learning community	19.05%	4
10	Participated in study abroad program	0.00%	0
11	Student teaching	0.00%	0
12	Other	4.76%	1
13	None	0.00%	0
	Total	100%	21

Q30 - To what degree were each of the following library services useful to your graduate studies? Please select Not Applicable if you did not know about or did not use the resource.

#	Question	Extremely useful		Very useful		Moderately useful		Slightly useful		Not useful		Total
1	Library Spaces (Study rooms, Building Use, etc)	50.00%	1	0.00%	0	0.00%	0	50.00%	1	0.00%	0	2
2	Online Chat/Email Help	40.00%	2	40.00%	2	20.00%	1	0.00%	0	0.00%	0	5
3	Physical/Print Library Materials	50.00%	1	0.00%	0	0.00%	0	50.00%	1	0.00%	0	2
4	Knowledge Market Services	25.00%	1	50.00%	2	0.00%	0	25.00%	1	0.00%	0	4
5	Library Online Databases and/or Journals	71.43%	5	28.57%	2	0.00%	0	0.00%	0	0.00%	0	7
6	Subject Librarian Meetings (Individual or Classroom)	33.33%	2	50.00%	3	16.67%	1	0.00%	0	0.00%	0	6
7	Laptop/Charger/Calculator Rentals	50.00%	1	50.00%	1	0.00%	0	0.00%	0	0.00%	0	2
8	Course/E-reserves	50.00%	1	50.00%	1	0.00%	0	0.00%	0	0.00%	0	2
9	Document Delivery/ Interlibrary Loan	25.00%	1	50.00%	2	25.00%	1	0.00%	0	0.00%	0	4
10	Computers/Printers/ Scanner	50.00%	1	0.00%	0	50.00%	1	0.00%	0	0.00%	0	2
11	Subject Guides	50.00%	1	50.00%	1	0.00%	0	0.00%	0	0.00%	0	2

12	Citation Tools	40.00%	2	60.00%	3	0.00%	0	0.00%	0	0.00%	0	5
----	----------------	--------	---	--------	---	-------	---	-------	---	-------	---	---

Q31 - You indicated that an aspect of library services was "not useful." Could you tell us how we might improve the library experience?

You indicated that an aspect of library services was "not useful." Could you tell us how we might improve the library experience?

Q32 - What more would you like to tell us about your experience with library services?

What more would you like to tell us about your experience with library services?
The education librarian, Gail Schaub, was extremely helpful to me. She set up several meetings each semester that were available to students to attend. She modeled how to better use the online database tool and was available to meet one-on-one for support too. She is amazing!
The librarians and library staff members are helpful and knowledgeable. The online database of journals and periodicals was of critical importance in my experiences.

Q33 - Did you receive any formal academic advising during your time at GVSU?

#	Answer	%	Count
1	Yes, I sought and received academic advising	100.00%	7
2	I sought academic advising, but did not receive it	0.00%	0
3	No, I did not seek any academic advising	0.00%	0
4	I did not know academic advising was available	0.00%	0
	Total	100%	7

Q34 - From whom did you primarily seek academic advising?

#	Answer	%	Count
1	My Graduate Program Director (GPD)	28.57%	2
2	My assigned academic advisor	71.43%	5
3	A GVSU faculty member other than my GPD or assigned academic advisor	0.00%	0
4	A non-GVSU contact or service	0.00%	0
5	Other	0.00%	0
	Total	100%	7

Q35 - Please rate the quality of the academic advising you received from your GPD:

#	Answer	%	Count
1	Excellent	100.00%	2
2	Very Good	0.00%	0
3	Good	0.00%	0
4	Fair	0.00%	0
5	Poor	0.00%	0
	Total	100%	2

Q64 - Please rate the quality of the academic advising you received from your academic advisor:

#	Answer	%	Count
1	Excellent	40.00%	2
2	Very Good	60.00%	3
3	Good	0.00%	0
4	Fair	0.00%	0
5	Poor	0.00%	0
	Total	100%	5

Q36 - Please explain why you felt the quality of academic advising you received from the GPD was fair or poor (select all that apply):

#	Answer	%	Count
1	There was a lack of communication	0.00%	0
2	I was not given any guidance when we met/spoke	0.00%	0
3	I was given poor or unhelpful guidance	0.00%	0
4	The person or service was difficult to work with	0.00%	0
5	The expectations were unclear and confusing	0.00%	0
6	Other	0.00%	0
	Total		0

Q66 - Please explain why you felt the quality of academic advising you received from your academic advisor was fair or poor (select all that apply):

#	Answer	%	Count
1	There was a lack of communication	0.00%	0
2	I was not given any guidance when we met/spoke	0.00%	0
3	I was given poor or unhelpful guidance	0.00%	0
4	The person was difficult to work with	0.00%	0
5	The expectations were unclear and confusing	0.00%	0
6	Other	0.00%	0
	Total		0

Q37 - Please explain why you chose not to seek academic advising from your assigned graduate advisor (select all that apply):

#	Answer	%	Count
1	I did not know that I had an assigned graduate advisor	0.00%	0
2	I sought academic advising from my graduate advisor, but I didn't feel it was a good fit so I went with another option	0.00%	0
3	I worked with someone other than my graduate advisor during the application and admission process, and chose to continue working with that person	0.00%	0
4	Other	0.00%	0
	Total		0

Q38 - Overall, how would you rate the quality of your:

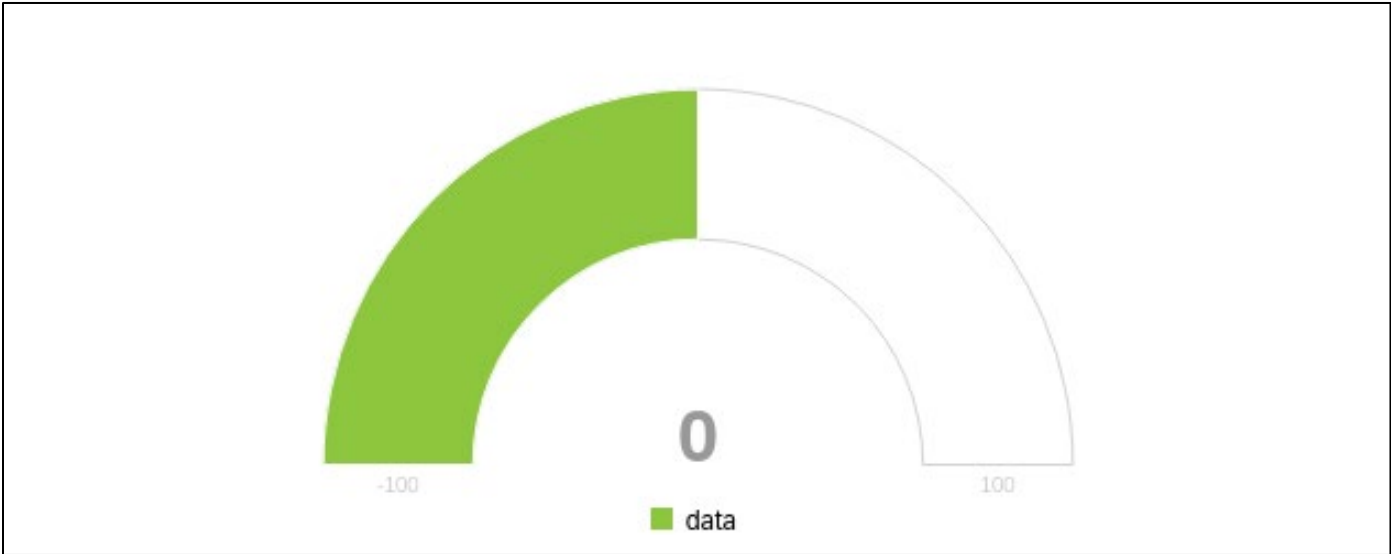
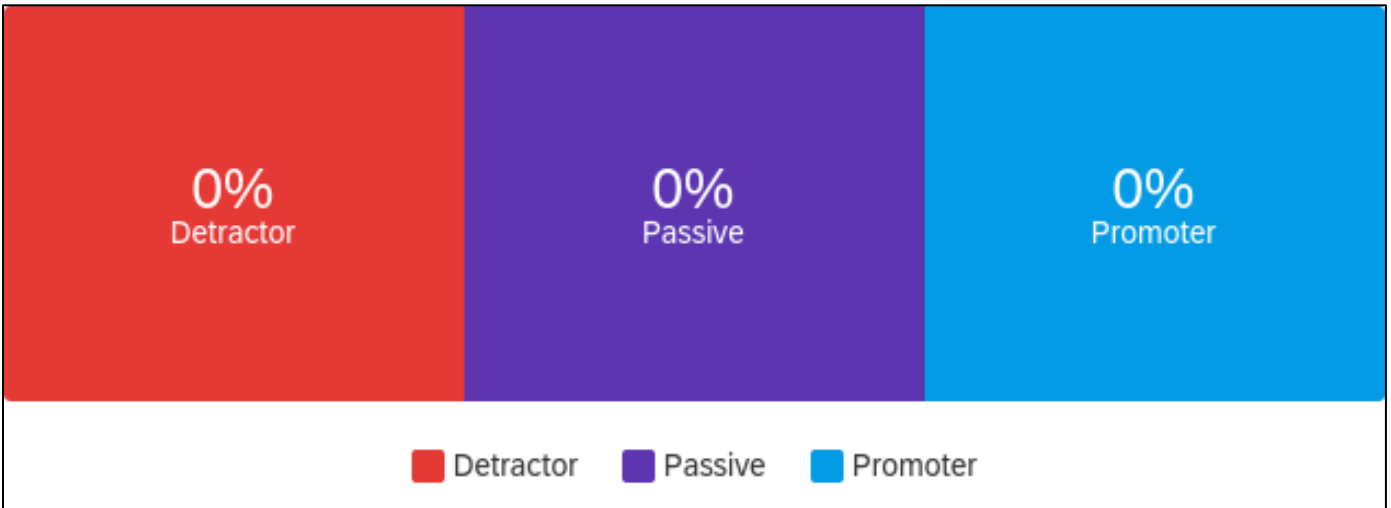
#	Question	Excellent		Very Good		Good		Fair		Poor		Total
1	Academic experience at this university	57.14%	4	28.57%	2	14.29%	1	0.00%	0	0.00%	0	7
2	Student life experiences at this university	42.86%	3	14.29%	1	28.57%	2	14.29%	1	0.00%	0	7
3	Graduate/professional program at this university	57.14%	4	28.57%	2	14.29%	1	0.00%	0	0.00%	0	7
4	Overall experience at this university	57.14%	4	28.57%	2	14.29%	1	0.00%	0	0.00%	0	7

Q39 - If you were to start graduate school over, would you choose the same field of study? If no, what reason(s) would you offer?

#	Answer	%	Count
1	Yes	85.71%	6
2	No	14.29%	1
	Total	100%	7

I would pursue something that aligned more with the demographics of Grand Rapids. (Ex. TESOL)

Q40 - How likely are you to recommend your program to a friend or an acquaintance looking to advance their careers in healthcare?



Q41 - How satisfied are you with your graduate program of study?

#	Answer	%	Count
1	Very dissatisfied	0.00%	0
2	Dissatisfied	0.00%	0
3	Neutral	0.00%	0
4	Satisfied	0.00%	0
5	Very satisfied	0.00%	0
	Total		0

Q42 - If you were to start graduate school over, would you still choose to come to GVSU? If no, what reason(s) would you offer?

#	Answer	%	Count
1	Yes	85.71%	6
2	No	14.29%	1
	Total	100%	7

I chose to pay more money than other online Masters programs because I was looking for an in person experience to build a professional network in the Grand Rapids area. Even when some classes were listed as in person, all of my classes were fully online. This was frustrating as I wish I could have spent thousands of dollars less to get an online degree.

Q43 - Would you recommend GVSU to someone considering your graduate degree program?

#	Answer	%	Count
1	Definitely yes	42.86%	3
2	Yes	42.86%	3
3	Maybe	0.00%	0
4	No	14.29%	1
5	Definitely no	0.00%	0
	Total	100%	7

Q44 - What was the highlight of your graduate degree program?

What was the highlight of your graduate degree program?
The professors were nice, helpful, and knowledgeable.
Completing the project
The highlight of this program was how timely and relevant the work was. In most cases I could use what I learned the next day with my students. I have become a better elementary teacher because of this program.
Working with professors
Finishing it
Working with staff and peers!
My final project was very fulfilling and helpful to my growth as a professional in my field.

Q45 - What could be improved for your graduate degree program?

What could be improved for your graduate degree program?
In person classes & if they are not offered, the cost should definitely be lowered for online courses.
n/a
There were times that courses were not available due to low enrollment. I am not sure what the solution to this could be, but towards the end of my program (when I had the least amount of flexibility), this became difficult. I will say Elizabeth Stolle was MORE than flexible and was always available to problem solve with me.
Assignment clarity
Communication from instructors
It was great!
It would be helpful to get more direct help with sign up for classes and making a scheduling plan for future semesters with faculty members in the department. I would not have gotten advising assistance had I not reached out for it.

Q46 - Which of the following was the most significant obstacle to your academic progress toward degree completion during graduate school? (select all that apply)

#	Answer	%	Count
1	Family obligations	18.18%	2
2	Availability of faculty	9.09%	1
3	Course scheduling/availability	18.18%	2
4	Project/Thesis/Dissertation research	9.09%	1
5	Finances	0.00%	0

6	Mental/Physical Health	0.00%	0
7	Employment	36.36%	4
8	Other	0.00%	0
9	None	9.09%	1
	Total	100%	11

Q47 - Do you feel adequately prepared to enter or advance in your chosen field or profession after completing your GVSU degree?

#	Answer	%	Count
1	Definitely yes	42.86%	3
2	Yes	42.86%	3
3	Maybe	14.29%	1
4	No	0.00%	0
5	Definitely no	0.00%	0
6	Uncertain	0.00%	0
	Total	100%	7

Q67 - Why do you feel inadequately prepared to enter or advance in your chosen field or progression?

Why do you feel inadequately prepared to enter or advance in your chosen field or progression?

Q48 - Have you been or will you be searching for a post-graduate job?

#	Answer	%	Count
1	Yes, I will be searching or I am currently searching	28.57%	2
2	Yes, I searched for and have secured a post-graduate job	42.86%	3
3	No, I will not be searching for a job	28.57%	2
	Total	100%	7

Q49 - Did you receive graduate employment guidance from any person or service during your time at GVSU?

#	Answer	%	Count
1	Yes, I sought and received employment guidance	0.00%	0
2	I sought employment guidance, but did not receive it	0.00%	0
3	No, I did not seek any employment guidance	100.00%	5
	Total	100%	5

Q50 - From whom did you primarily seek employment guidance?

#	Answer	%	Count
1	A GVSU faculty member	0.00%	0
2	The GVSU Career Center	0.00%	0
3	A GVSU advising center	0.00%	0
4	A non-GVSU contact or service	0.00%	0
5	Other	0.00%	0
	Total		0

Q51 - Please rate the quality of the Career Center's post-graduate employment guidance you received:

#	Answer	%	Count
1	Excellent	0.00%	0
2	Very Good	0.00%	0
3	Good	0.00%	0
4	Fair	0.00%	0
5	Poor	0.00%	0
	Total		0

Q52 - Please explain why you felt the quality of the Career Center's post-graduate employment guidance you received was fair or poor:

#	Answer	%	Count
1	There was a lack of communication	0.00%	0
2	I was not given any guidance when we met/spoke	0.00%	0
3	I was given poor or unhelpful guidance	0.00%	0
4	The person or service was difficult to work with	0.00%	0
5	The expectations were unclear and confusing	0.00%	0
6	Other	0.00%	0
	Total		0

Q53 - Please select the reason why you did not seek employment guidance:

#	Answer	%	Count
1	I did not know there was employment guidance available at Grand Valley	20.00%	1
2	I did know there was employment guidance available, but I didn't know it was available for graduate students	0.00%	0
3	I did not feel I needed employment guidance	80.00%	4
4	Other	0.00%	0
	Total	100%	5

Q54 - Has earning your graduate degree resulted in a promotion or any new offers of employment that are related to your degree program? If yes, please describe the job or position you were offered:

#	Answer	%	Count
1	Yes	28.57%	2
2	No	71.43%	5
	Total	100%	7

Reading Interventionist
Evaluation and Research Specialist

Q58 - Were non-academic activities, such as the Graduate Student Association (GSA) or graduate program social events, important during your graduate education?

#	Answer	%	Count
1	Yes	14.29%	1
2	Neutral	14.29%	1
3	No	71.43%	5
	Total	100%	7

Q59 - Have you participated in any of the following graduate student activities at GVSU? Please select all that apply.

#	Answer	%	Count
1	Graduate Student Association (GSA) activities	0.00%	0
2	Graduate Program Registered Student Organization (RSO) educational activities	0.00%	0
4	Professional development events hosted by the Graduate School	9.09%	1
5	Discipline specific professional speakers	9.09%	1
6	Co-curricular professional development workshops or seminars	18.18%	2
7	Graduate degree program educational events	9.09%	1
8	Graduate degree program social events	9.09%	1
9	Other	9.09%	1
10	I did not participate in any graduate student activities at GVSU	36.36%	4
	Total	100%	11

Q60 - What limited your participation in GVSU graduate student activities?

#	Answer	%	Count
1	Unsure of how to participate	10.00%	1
2	Timing/scheduling of events and activities	10.00%	1
3	Location of events and activities	30.00%	3
4	Cost of participation	0.00%	0
5	Unaware of activities	0.00%	0
6	Not interested in additional activities	10.00%	1
7	Other	40.00%	4

	Total	100%	10
--	-------	------	----

Do not know any of my peers
I was completing a completely online program.
Nothing
I love very far from campus, and I am enrolled 100% online.

Q61 - Please rank the following activities you would have participated in as a graduate student at GVSU?

#	Question	1		2		3		4		5		6		7		8		Total
1	Graduate Student Association (GSA) activities	33.33 %	2	0.00%	0	16.67 %	1	16.67 %	1	16.67 %	1	16.67 %	1	0.00%	0	0.00%	0	6
2	Graduate Program Registered Student Organization (RSO) educational activities	0.00%	0	16.67 %	1	16.67 %	1	16.67 %	1	50.00 %	3	0.00%	0	0.00%	0	0.00%	0	6
3	Professional development events hosted by the Graduate School	16.67 %	1	33.33 %	2	16.67 %	1	16.67 %	1	0.00%	0	16.67 %	1	0.00%	0	0.00%	0	6
4	Discipline specific professional speakers	50.00 %	3	16.67 %	1	0.00%	0	16.67 %	1	0.00%	0	16.67 %	1	0.00%	0	0.00%	0	6
5	Co-curricular professional development workshops or seminars	0.00%	0	16.67 %	1	33.33 %	2	0.00%	0	33.33 %	2	0.00%	0	16.67 %	1	0.00%	0	6
6	Graduate degree program educational events	0.00%	0	0.00%	0	16.67 %	1	16.67 %	1	0.00%	0	33.33 %	2	33.33 %	2	0.00%	0	6

7	Graduate degree program social events	0.00%	0	16.67 %	1	0.00%	0	16.67 %	1	0.00%	0	16.67 %	1	50.00 %	3	0.00%	0	6
8	Other	0.00%	0	0.00%	0	0.00%	0	0.00%	0	0.00%	0	0.00%	0	0.00%	0	100.00 %	6	6

Q62 - Any final comments and/or suggestions regarding your graduate education experience at GVSU?

Any final comments and/or suggestions regarding your graduate education experience at GVSU?
I had a great experience!

School Counseling: 2023-24 Graduate Exit Survey Results

Q1 - Did you receive your undergraduate degree from GVSU?

#	Answer	%	Count
1	Yes	13.33%	2
2	No	86.67%	13
	Total	100%	15

Q2 - Which graduate degree program did you/will you complete?

#	Answer	%	Count
1	Accounting (MSA)	0.00%	0
2	Applied Linguistics (MA)	0.00%	0
3	Athletic Training (MAT)	0.00%	0
4	Audiology (AuD)	0.00%	0
5	Biology (MS)	0.00%	0
6	Biomedical Sciences (MHS)	0.00%	0
7	Biostatistics (PSM)	0.00%	0
8	Business Administration (MBA)	0.00%	0
9	Cell and Molecular Biology	0.00%	0
10	Clinical Dietetics (MS)	0.00%	0
12	Criminal Justice (MS)	0.00%	0
13	Data Science and Analytics (PSM)	0.00%	0
14	Education (MEd)	100.00%	15
15	Education Specialist in Leadership (EdS)	0.00%	0
16	Engineering (MSE)	0.00%	0
17	English (MA)	0.00%	0
18	Health Administration (MHA)	0.00%	0
19	Health Informatics and Bioinformatics (PSM)	0.00%	0
20	Medical Dosimetry (MS)	0.00%	0
21	Nursing (MSN)	0.00%	0
22	Nursing (DNP)	0.00%	0

23	Occupational Therapy (MS)	0.00%	0
24	Occupational Therapy (DrOT)	0.00%	0
25	Philanthropy and Nonprofit Leadership (MPNL)	0.00%	0
26	Physical Therapy (DPT)	0.00%	0
27	Physician Assistant Studies (MPAS)	0.00%	0
28	Public Administration (MPA)	0.00%	0
29	Public Health (MPH)	0.00%	0
30	School Psychology (PsyS)	0.00%	0
31	Social Innovation (MA)	0.00%	0
32	Social Work (MSW)	0.00%	0
33	Speech-Language Pathology (MS)	0.00%	0
34	Communications (MS)	0.00%	0
35	Taxation (MST)	0.00%	0
36	Cybersecurity	0.00%	0
37	Applied Computer Science/Computer Information Systems	0.00%	0
38	Applied Statistics	0.00%	0
40	Recreational Therapy (MS)	0.00%	0
42	Water Resource Policy (MS)	0.00%	0
	Total	100%	15

Q8 - Which M.Ed. program did you complete?

#	Answer	%	Count
13	School Counseling	100.00%	15
	Total	100%	15

Q12 - What were you doing before enrolling in graduate school? (select all that apply)

#	Answer	%	Count
1	Completing my undergraduate degree	6.67%	1
2	Completing a different graduate degree	0.00%	0
3	Employed in a field related to my current degree program	80.00%	12
4	Employed in a field unrelated to my current degree program	13.33%	2
5	Other	0.00%	0
	Total	100%	15

Q13 - Why did you decide to pursue a graduate degree? (please choose your primary reason)

#	Answer	%	Count
1	Career advancement	53.33%	8
2	Career change	26.67%	4
3	Personal desire to continue education	13.33%	2
4	Required in my professional field	0.00%	0
5	Other:	6.67%	1
	Total	100%	15

Pay Increase

Q14 - Please rate the following dimensions of your graduate degree program.

#	Question	Excellent		Very Good		Good		Fair		Poor		Total
1	Intellectual quality of the faculty	35.71%	5	42.86%	6	14.29%	2	7.14%	1	0.00%	0	14
2	Intellectual quality of my fellow graduate students	28.57%	4	42.86%	6	28.57%	4	0.00%	0	0.00%	0	14
3	Relationship between faculty and graduate students	21.43%	3	42.86%	6	21.43%	3	14.29%	2	0.00%	0	14
4	Program's ability to integrate recent developments in my field	21.43%	3	35.71%	5	28.57%	4	14.29%	2	0.00%	0	14
5	Program space and facilities	28.57%	4	50.00%	7	7.14%	1	14.29%	2	0.00%	0	14
6	Overall quality of graduate level instruction by faculty	28.57%	4	21.43%	3	42.86%	6	7.14%	1	0.00%	0	14
7	Level of academic challenge	28.57%	4	42.86%	6	21.43%	3	7.14%	1	0.00%	0	14

8	Helpfulness of staff members in my unit/program	35.71%	5	28.57%	4	21.43%	3	14.29%	2	0.00%	0	14
9	Opportunity to interact with disciplines outside your degree program	14.29%	2	7.14%	1	50.00%	7	21.43%	3	7.14%	1	14
10	Academic standards in my program	28.57%	4	35.71%	5	21.43%	3	14.29%	2	0.00%	0	14
11	Overall program quality	35.71%	5	21.43%	3	28.57%	4	14.29%	2	0.00%	0	14

Q15 - Which of the following experience(s) did you complete as part of your degree program? (select all that apply)

#	Answer	%	Count
1	Clinical case report	0.00%	0
2	Clinical rotation	0.00%	0
3	Internship or Practicum or Fieldwork	56.00%	14
4	Thesis or Dissertation	8.00%	2
5	Research project (group or individual)	36.00%	9
6	Systematic review	0.00%	0
7	None	0.00%	0
	Total	100%	25

Q16 - Please rate the experiences that you selected in the previous question (e.g. clinical case report, clinical rotation, internship or practicum or fieldwork, thesis or dissertation, research project, systematic review):

#	Question	Excellent		Very Good		Good		Fair		Poor		Total
1	Clarity of deadlines and expectations	21.43%	3	35.71%	5	35.71%	5	7.14%	1	0.00%	0	14
2	Availability of mentorship	35.71%	5	28.57%	4	21.43%	3	14.29%	2	0.00%	0	14
3	Timeliness of feedback from faculty	21.43%	3	35.71%	5	35.71%	5	7.14%	1	0.00%	0	14
4	Availability of research materials and equipment	21.43%	3	50.00%	7	21.43%	3	7.14%	1	0.00%	0	14
5	Overall quality of your experience	21.43%	3	42.86%	6	14.29%	2	21.43%	3	0.00%	0	14

Q17 - Did you seek statistical consulting help to complete the experiences (e.g. clinical case report, clinical rotation, internship or practicum, thesis or dissertation, research project, systematic review) you selected?

#	Answer	%	Count
1	Yes	7.14%	1
2	No	92.86%	13
	Total	100%	14

Q18 - From whom did you seek statistical consulting help? (select all that apply)

#	Answer	%	Count
1	Statistical Consulting Center	0.00%	0
2	Faculty member	0.00%	0
3	Another student	33.33%	1
4	Other	33.33%	1
5	Faculty advisor	33.33%	1
	Total	100%	3

Writing center

Q19 - How helpful was the Statistical Consulting Center?

#	Answer	%	Count
1	Very helpful	0.00%	0
3	Helpful	0.00%	0
4	Somewhat helpful	0.00%	0
5	Not very helpful	0.00%	0
	Total		0

Q20 - How could statistical consulting help be improved to help you be successful in your program?

How could statistical consulting help be improved to help you be successful in your program?

Q21 - Did you seek assistance with writing for the experiences you selected (e.g. clinical case report, clinical rotation, internship or practicum, thesis or dissertation, research project, systematic review)?

#	Answer	%	Count
1	Yes	35.71%	5
3	No	64.29%	9
	Total	100%	14

Q22 - From whom did you seek writing assistance? (select all that apply)

#	Answer	%	Count
1	Fred Meijer Center for Writing & Michigan Authors	28.57%	2
2	The Knowledge Market	0.00%	0
3	The Graduate School web site	14.29%	1
4	Other	0.00%	0
5	Faculty advisor	28.57%	2
6	Faculty member	28.57%	2
	Total	100%	7

Q23 - Please rate the quality of the writing assistance you received you received from the Fred Meijer Center for Writing & Michigan Authors.

#	Answer	%	Count
1	Excellent	50.00%	1
2	Very Good	0.00%	0
3	Good	50.00%	1
4	Fair	0.00%	0
5	Poor	0.00%	0
	Total	100%	2

Q24 - How could the writing assistance be improved?

How could the writing assistance be improved?

Q25 - Please select the type of courses you completed as a part of your graduate program? (select all that apply)

#	Answer	%	Count
1	Hybrid Courses (online and face-to-face)	6.25%	1
2	Fully Online Courses	75.00%	12
3	Traditional (face-to-face)	18.75%	3
	Total	100%	16

Q26 - How would you rate the educational quality of the online components of your course(s)?

#	Answer	%	Count
1	Excellent	23.08%	3
2	Very Good	46.15%	6
3	Good	15.38%	2
4	Fair	15.38%	2
5	Poor	0.00%	0
	Total	100%	13

Q27 - What components of the online experience could have been improved? (select all that apply)

#	Answer	%	Count
1	Clarity of assignments	17.65%	3
2	Clarity of course expectations	11.76%	2
3	Faculty communication	11.76%	2
4	Organization of software platform	23.53%	4
5	Other	11.76%	2
6	None	17.65%	3
7	Course workload expectations	5.88%	1
	Total	100%	17

more involvement from professors
Black board Ultra was confusing but it just may take some getting used to

Q28 - If you have a choice of course format, which would you normally prefer?

#	Answer	%	Count
1	Hybrid Courses (online and face-to-face)	21.43%	3
2	Fully Online Courses	50.00%	7
3	Traditional (face-to-face)	28.57%	4
	Total	100%	14

Q29 - Which of the following activities did you participate in during your graduate program? (select all that apply)

#	Answer	%	Count
1	Attended a professional conference	20.59%	7
2	Clinical experience	2.94%	1
3	Co-op experience	0.00%	0
4	Community engagement related to your field of study	5.88%	2
5	Field experience	32.35%	11
6	Gave in-class presentations	26.47%	9
7	Presented at a professional conference	2.94%	1
8	Held a formal leadership role in a student organization	0.00%	0
9	Participated in a learning community	5.88%	2
10	Participated in study abroad program	0.00%	0
11	Student teaching	0.00%	0
12	Other	0.00%	0
13	None	2.94%	1
	Total	100%	34

Q30 - To what degree were each of the following library services useful to your graduate studies? Please select Not Applicable if you did not know about or did not use the resource.

#	Question	Extremely useful		Very useful		Moderately useful		Slightly useful		Not useful		Total
1	Library Spaces (Study rooms, Building Use, etc)	0.00%	0	100.00%	1	0.00%	0	0.00%	0	0.00%	0	1
2	Online Chat/Email Help	50.00%	3	33.33%	2	0.00%	0	16.67%	1	0.00%	0	6
3	Physical/Print Library Materials	0.00%	0	100.00%	1	0.00%	0	0.00%	0	0.00%	0	1
4	Knowledge Market Services	0.00%	0	0.00%	0	0.00%	0	0.00%	0	0.00%	0	0
5	Library Online Databases and/or Journals	46.15%	6	46.15%	6	0.00%	0	7.69%	1	0.00%	0	13
6	Subject Librarian Meetings (Individual or Classroom)	0.00%	0	50.00%	1	50.00%	1	0.00%	0	0.00%	0	2
7	Laptop/Charger/Calculator Rentals	0.00%	0	0.00%	0	0.00%	0	0.00%	0	0.00%	0	0
8	Course/E-reserves	0.00%	0	100.00%	2	0.00%	0	0.00%	0	0.00%	0	2
9	Document Delivery/ Interlibrary Loan	0.00%	0	50.00%	1	50.00%	1	0.00%	0	0.00%	0	2
10	Computers/Printers/ Scanner	0.00%	0	0.00%	0	0.00%	0	0.00%	0	0.00%	0	0
11	Subject Guides	100.00%	1	0.00%	0	0.00%	0	0.00%	0	0.00%	0	1
12	Citation Tools	16.67%	1	50.00%	3	16.67%	1	16.67%	1	0.00%	0	6

Q31 - You indicated that an aspect of library services was "not useful." Could you tell us how we might improve the library experience?

You indicated that an aspect of library services was "not useful." Could you tell us how we might improve the library experience?

Q32 - What more would you like to tell us about your experience with library services?

What more would you like to tell us about your experience with library services?

Q33 - Did you receive any formal academic advising during your time at GVSU?

#	Answer	%	Count
1	Yes, I sought and received academic advising	84.62%	11
2	I sought academic advising, but did not receive it	7.69%	1
3	No, I did not seek any academic advising	0.00%	0
4	I did not know academic advising was available	7.69%	1
	Total	100%	13

Q34 - From whom did you primarily seek academic advising?

#	Answer	%	Count
1	My Graduate Program Director (GPD)	50.00%	6
2	My assigned academic advisor	50.00%	6
3	A GVSU faculty member other than my GPD or assigned academic advisor	0.00%	0
4	A non-GVSU contact or service	0.00%	0
5	Other	0.00%	0
	Total	100%	12

Q35 - Please rate the quality of the academic advising you received from your GPD:

#	Answer	%	Count
1	Excellent	66.67%	4
2	Very Good	33.33%	2
3	Good	0.00%	0
4	Fair	0.00%	0
5	Poor	0.00%	0
	Total	100%	6

Q64 - Please rate the quality of the academic advising you received from your academic advisor:

#	Answer	%	Count
1	Excellent	33.33%	2
2	Very Good	33.33%	2
3	Good	0.00%	0
4	Fair	33.33%	2
5	Poor	0.00%	0
	Total	100%	6

Q36 - Please explain why you felt the quality of academic advising you received from the GPD was fair or poor (select all that apply):

#	Answer	%	Count
1	There was a lack of communication	0.00%	0
2	I was not given any guidance when we met/spoke	0.00%	0
3	I was given poor or unhelpful guidance	0.00%	0
4	The person or service was difficult to work with	0.00%	0
5	The expectations were unclear and confusing	0.00%	0
6	Other	0.00%	0
	Total		0

Q66 - Please explain why you felt the quality of academic advising you received from your academic advisor was fair or poor (select all that apply):

#	Answer	%	Count
1	There was a lack of communication	0.00%	0
2	I was not given any guidance when we met/spoke	0.00%	0
3	I was given poor or unhelpful guidance	100.00%	2
4	The person was difficult to work with	0.00%	0
5	The expectations were unclear and confusing	0.00%	0
6	Other	0.00%	0
	Total	100%	2

Q37 - Please explain why you chose not to seek academic advising from your assigned graduate advisor (select all that apply):

#	Answer	%	Count
1	I did not know that I had an assigned graduate advisor	0.00%	0
2	I sought academic advising from my graduate advisor, but I didn't feel it was a good fit so I went with another option	0.00%	0
3	I worked with someone other than my graduate advisor during the application and admission process, and chose to continue working with that person	0.00%	0
4	Other	0.00%	0
	Total		0

Q38 - Overall, how would you rate the quality of your:

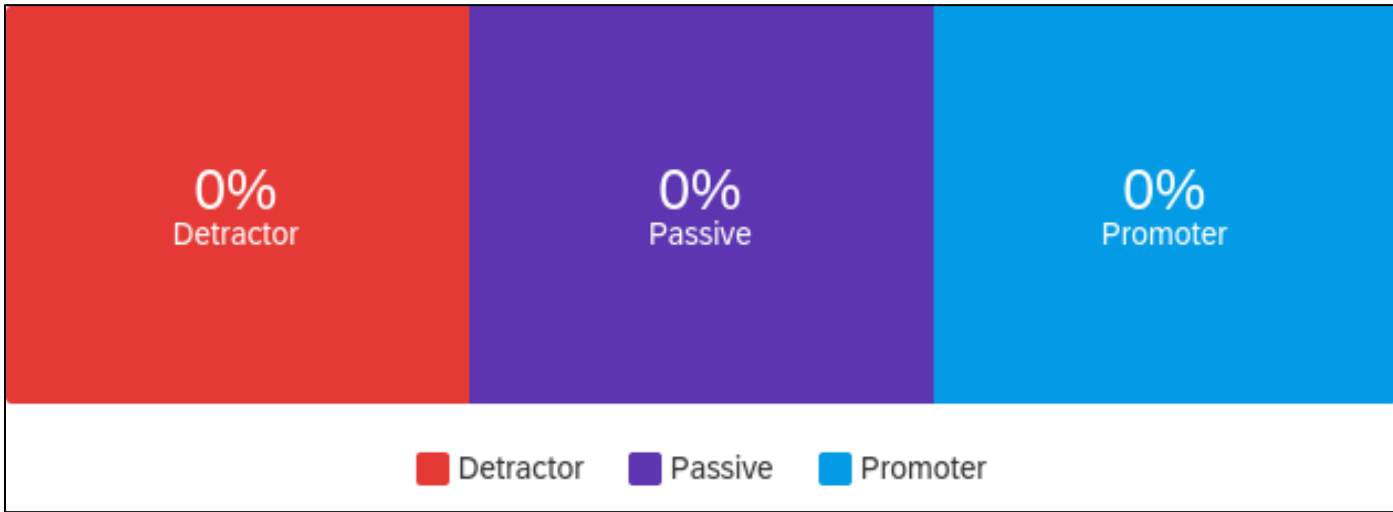
#	Question	Excellent		Very Good		Good		Fair		Poor		Total
1	Academic experience at this university	23.08%	3	46.15%	6	23.08%	3	7.69%	1	0.00%	0	13
2	Student life experiences at this university	15.38%	2	61.54%	8	15.38%	2	7.69%	1	0.00%	0	13
3	Graduate/professional program at this university	23.08%	3	38.46%	5	23.08%	3	15.38%	2	0.00%	0	13
4	Overall experience at this university	30.77%	4	30.77%	4	30.77%	4	7.69%	1	0.00%	0	13

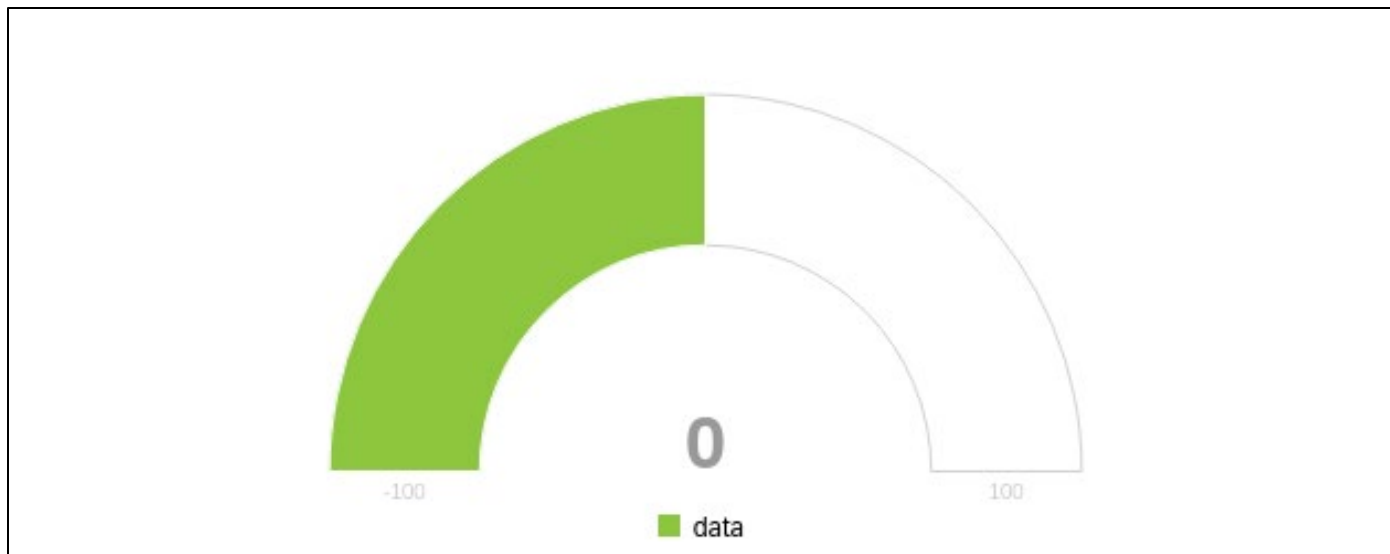
Q39 - If you were to start graduate school over, would you choose the same field of study? If no, what reason(s) would you offer?

#	Answer	%	Count
1	Yes	84.62%	11
2	No	15.38%	2
	Total	100%	13

I might possibly go into social work or mental health counseling.
Master Project

Q40 - How likely are you to recommend your program to a friend or an acquaintance looking to advance their careers in healthcare?





Q41 - How satisfied are you with your graduate program of study?

#	Answer	%	Count
1	Very dissatisfied	0.00%	0
2	Dissatisfied	0.00%	0
3	Neutral	0.00%	0
4	Satisfied	0.00%	0
5	Very satisfied	0.00%	0
	Total		0

Q42 - If you were to start graduate school over, would you still choose to come to GVSU? If no, what reason(s) would you offer?

#	Answer	%	Count
1	Yes	76.92%	10
2	No	23.08%	3
	Total	100%	13

I felt a lack of support, and a lot of inconsistency among professors. It seemed very self paced, and often felt as though the professors were just there to grade and not teach.

I would probably go to Western. The school counseling program was very unorganized and seemed to be going through a restructuring at the price of their students. One professor would tell you this and another would tell you something totally different. I had many mixed messages with the portfolio. Was also disappointed with the lack of confidentiality. Many documents I received electronically including observations had other peoples names on them and were filled out with comments even from staff members. They are preaching one thing (confidentiality) and practicing another. Comical at best.

I would not pursue school counseling through GVSU. I would choose a completely different university. I love school counseling and would do the same field of study, but the program at GVSU is not something I would go through again. The professors (two in particular) are condescending and unhelpful. There is also a lot of unnecessary stress that was caused by this program, specifically with the internship. There are expectations that are not realistic in the field of school counseling. There also should not be adjunct professors in charge of middle/high school level interns that only have an elementary background. The program director is also unhelpful, condescending, and puts all the blame on the students for mistakes made by faculty. This program also makes students feel bad who are already in the role of school counselors and are pursuing the degree for full certification.

Q43 - Would you recommend GVSU to someone considering your graduate degree program?

#	Answer	%	Count
1	Definitely yes	38.46%	5
2	Yes	30.77%	4
3	Maybe	23.08%	3
4	No	7.69%	1
5	Definitely no	0.00%	0
	Total	100%	13

Q44 - What was the highlight of your graduate degree program?

What was the highlight of your graduate degree program?
Completing
The ability to interact with others in the degree program even though I was completely online.
The amazing professors and the community of students that I have made connections with.
That I was able to complete it online, and Dr. Barry Hall was a great professor to work with.
Finishing- Im tired, but excited about my career. My internship has been amazing
Judy and Shawn have been so helpful, answering all questions with no judgement. Krista Bierbaum was accommodating, realistic, and brought forth lots of good ideas during my internship. Star was extremely helpful during the capstone project , answering all questions and providing effective feedback.
Graduation.
I met so many amazing humans that I can collaborate and learn with even after graduation. This includes faculty and students.
I really enjoyed and learned from the counseling classes and the mock counseling sessions.
Graduating, balancing the demands of 3 small children, a wife, my current full job is difficult. Completing this was no easy task, and only possible in an online platform. Thank you!
The one and only highlight of this program was being able to interact with students going through the same assignments.
The class where we role played scenarios as counselors was really helpful and probably one of the key experiences I fall back on in my professional role now.
Meeting and working with my peers also in the field.

Q45 - What could be improved for your graduate degree program?

What could be improved for your graduate degree program?
Unsure
Organization of online materials.
N/A
More involvement from professors, for example I found it helpful when professors emailed us and when they upload videos giving instruction. Some classes only had a syllabus and places to turn in assignments with no guidance or interaction from professors which I found to be discouraging.
Some courses are only offered at specific times which can be slightly stressful, but otherwise the program is laid out well. You have to be on top of classes
I don't feel it's necessary to have a portfolio as we have already done all of the assignments throughout the program. It was difficult to find some past assignments and half way through the program it changed from live binder to google sites.
Change the portfolio process at the end of the internship.
The only complaint I have is pertaining to the radius that was enacted to reduce the number of virtual students. I understand why it needed to happen, but I signed up for a virtual program for a school that was over an hour away from where I live. I prefer in person classes but driving to campus was very overwhelming. I wish they would have honored my online status and enacted the radius for any new applicants.
The amount of busy work seemed ridiculous at times. Also many of the classes seemed to use really outdated material. Especially the career class, it never discussed Xello or any other electronic career program that literally every school in the state uses instead we talked about hand cards from the 1950's. Kind of a waste of time, but it was interesting to see how they did it in my grandfathers day. Not real relevant today.
Continuity of the faculty, department meetings for the School Counseling professors to align and unify would be helpful.
Get a new program director Do not allow adjunct professors to be over interns Rethink the internship experience (many programs do not require a minimum of 4 observations) Rethink the closing the gap project Get professors that are understanding and willing to work with you
CACREP accreditation.
A master Project that is more appropriate for the program.

Q46 - Which of the following was the most significant obstacle to your academic progress toward degree completion during graduate school? (select all that apply)

#	Answer	%	Count
1	Family obligations	28.00%	7
2	Availability of faculty	4.00%	1
3	Course scheduling/availability	8.00%	2
4	Project/Thesis/Dissertation research	8.00%	2
5	Finances	16.00%	4
6	Mental/Physical Health	8.00%	2
7	Employment	24.00%	6

8	Other	0.00%	0
9	None	4.00%	1
	Total	100%	25

Q47 - Do you feel adequately prepared to enter or advance in your chosen field or profession after completing your GVSU degree?

#	Answer	%	Count
1	Definitely yes	30.77%	4
2	Yes	61.54%	8
3	Maybe	7.69%	1
4	No	0.00%	0
5	Definitely no	0.00%	0
6	Uncertain	0.00%	0
	Total	100%	13

Q67 - Why do you feel inadequately prepared to enter or advance in your chosen field or progression?

Why do you feel inadequately prepared to enter or advance in your chosen field or progression?

Q48 - Have you been or will you be searching for a post-graduate job?

#	Answer	%	Count
1	Yes, I will be searching or I am currently searching	15.38%	2
2	Yes, I searched for and have secured a post-graduate job	69.23%	9
3	No, I will not be searching for a job	15.38%	2
	Total	100%	13

Q49 - Did you receive graduate employment guidance from any person or service during your time at GVSU?

#	Answer	%	Count
1	Yes, I sought and received employment guidance	9.09%	1
2	I sought employment guidance, but did not receive it	0.00%	0
3	No, I did not seek any employment guidance	90.91%	10
	Total	100%	11

Q50 - From whom did you primarily seek employment guidance?

#	Answer	%	Count
1	A GVSU faculty member	100.00%	1
2	The GVSU Career Center	0.00%	0
3	A GVSU advising center	0.00%	0
4	A non-GVSU contact or service	0.00%	0
5	Other	0.00%	0
	Total	100%	1

Q51 - Please rate the quality of the Career Center's post-graduate employment guidance you received:

#	Answer	%	Count
1	Excellent	0.00%	0
2	Very Good	0.00%	0
3	Good	0.00%	0
4	Fair	0.00%	0
5	Poor	0.00%	0
	Total		0

Q52 - Please explain why you felt the quality of the Career Center's post-graduate employment guidance you received was fair or poor:

#	Answer	%	Count
1	There was a lack of communication	0.00%	0
2	I was not given any guidance when we met/spoke	0.00%	0
3	I was given poor or unhelpful guidance	0.00%	0
4	The person or service was difficult to work with	0.00%	0
5	The expectations were unclear and confusing	0.00%	0
6	Other	0.00%	0
	Total		0

Q53 - Please select the reason why you did not seek employment guidance:

#	Answer	%	Count
1	I did not know there was employment guidance available at Grand Valley	10.00%	1
2	I did know there was employment guidance available, but I didn't know it was available for graduate students	0.00%	0
3	I did not feel I needed employment guidance	70.00%	7
4	Other	20.00%	2
	Total	100%	10

I already have a school counseling job
I already had a job

Q54 - Has earning your graduate degree resulted in a promotion or any new offers of employment that are related to your degree program? If yes, please describe the job or position you were offered:

#	Answer	%	Count
1	Yes	69.23%	9
2	No	30.77%	4
	Total	100%	13

I should receive a raise for completion
School Counselor
School Counselor
School counselor position
I was able to transition into a full time school counseling position at my current district during my internship.
Switched from Teaching to Counseling
School Counselor
I am working as an elementary school counselor
School counselor- Already employed

Q58 - Were non-academic activities, such as the Graduate Student Association (GSA) or graduate program social events, important during your graduate education?

#	Answer	%	Count
1	Yes	0.00%	0
2	Neutral	15.38%	2
3	No	84.62%	11
	Total	100%	13

Q59 - Have you participated in any of the following graduate student activities at GVSU? Please select all that apply.

#	Answer	%	Count
1	Graduate Student Association (GSA) activities	0.00%	0
2	Graduate Program Registered Student Organization (RSO) educational activities	0.00%	0
4	Professional development events hosted by the Graduate School	0.00%	0
5	Discipline specific professional speakers	0.00%	0
6	Co-curricular professional development workshops or seminars	0.00%	0
7	Graduate degree program educational events	0.00%	0
8	Graduate degree program social events	0.00%	0
9	Other	0.00%	0
10	I did not participate in any graduate student activities at GVSU	100.00%	13
	Total	100%	13

Q60 - What limited your participation in GVSU graduate student activities?

#	Answer	%	Count
1	Unsure of how to participate	0.00%	0
2	Timing/scheduling of events and activities	22.22%	4
3	Location of events and activities	33.33%	6
4	Cost of participation	0.00%	0
5	Unaware of activities	0.00%	0
6	Not interested in additional activities	33.33%	6

7	Other	11.11%	2
	Total	100%	18

I have two young kids and am already in a position, making it difficult to do other events.
My location is not near gvsu

Q61 - Please rank the following activities you would have participated in as a graduate student at GVSU?

#	Question	1		2		3		4		5		6		7		8		Total
1	Graduate Student Association (GSA) activities	50.00 %	3	16.67 %	1	33.33 %	2	0.00%	0	0.00%	0	0.00%	0	0.00%	0	0.00%	0	6
2	Graduate Program Registered Student Organization (RSO) educational activities	0.00%	0	33.33 %	2	16.67 %	1	33.33 %	2	0.00%	0	16.67 %	1	0.00%	0	0.00%	0	6
3	Professional development events hosted by the Graduate School	33.33 %	2	33.33 %	2	16.67 %	1	0.00%	0	16.67 %	1	0.00%	0	0.00%	0	0.00%	0	6
4	Discipline specific professional speakers	0.00%	0	0.00%	0	16.67 %	1	33.33 %	2	0.00%	0	33.33 %	2	16.67 %	1	0.00%	0	6
5	Co-curricular professional development workshops or seminars	0.00%	0	0.00%	0	16.67 %	1	0.00%	0	66.67 %	4	0.00%	0	16.67 %	1	0.00%	0	6
6	Graduate degree program educational events	0.00%	0	16.67 %	1	0.00%	0	33.33 %	2	0.00%	0	33.33 %	2	16.67 %	1	0.00%	0	6
7	Graduate degree	16.67 %	1	0.00%	0	0.00%	0	0.00%	0	16.67 %	1	16.67 %	1	50.00 %	3	0.00%	0	6

	program social events																	
8	Other	0.00%	0	0.00%	0	0.00%	0	0.00%	0	0.00%	0	0.00%	0	0.00%	0	100.00 %	6	6

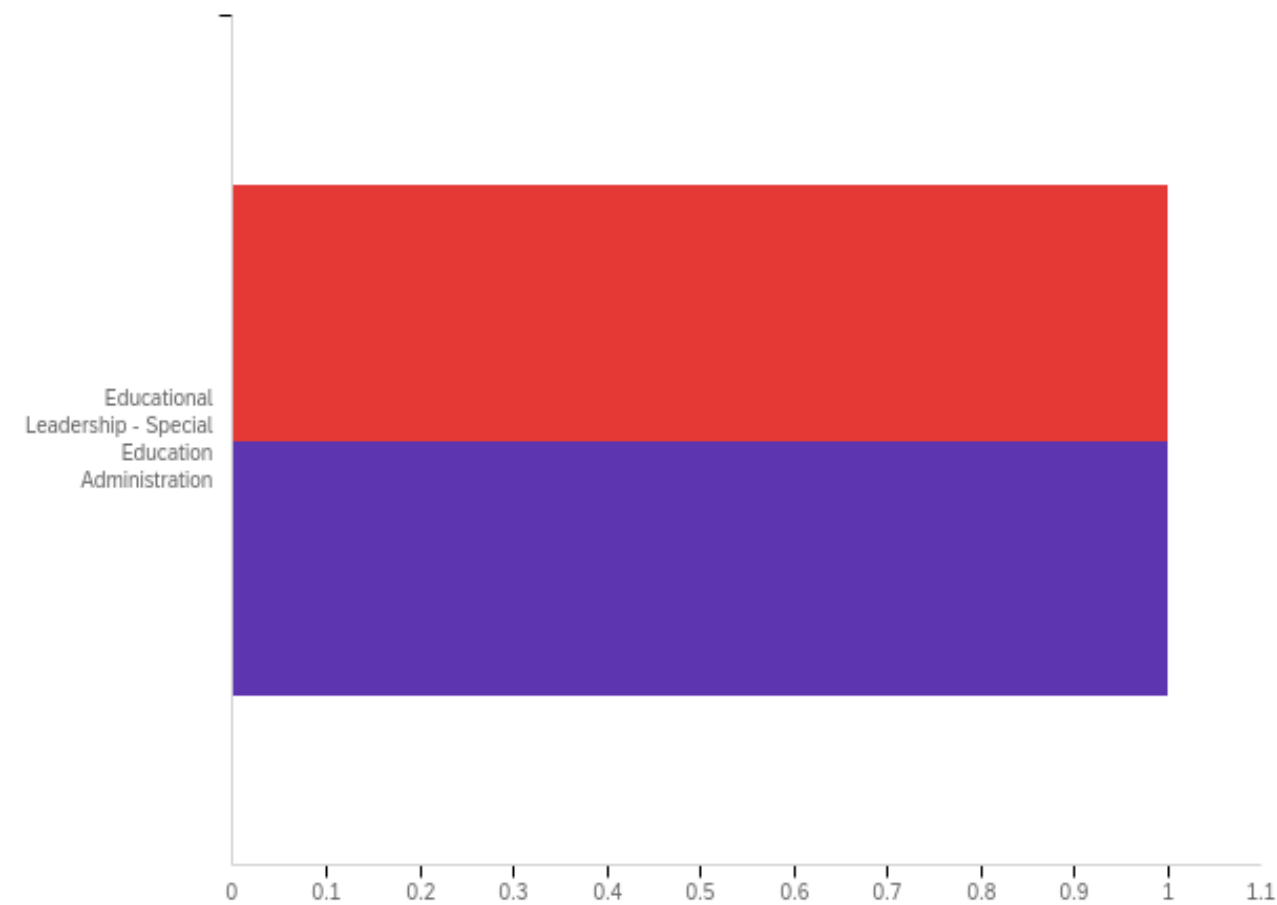
Q62 - Any final comments and/or suggestions regarding your graduate education experience at GVSU?

Any final comments and/or suggestions regarding your graduate education experience at GVSU?
No
The school counseling group are great people but most of them don't have much in the form of real experience and that was evident really quickly in the program. Get some staff with real work experience and not just from a book.

Educational Leadership – Special Education Administration 2023-24

Grad Degree Completion Survey - 2023-24
December 3rd 2024, 1:21 pm MST

Q1 - Did you receive your undergraduate degree from GVSU?

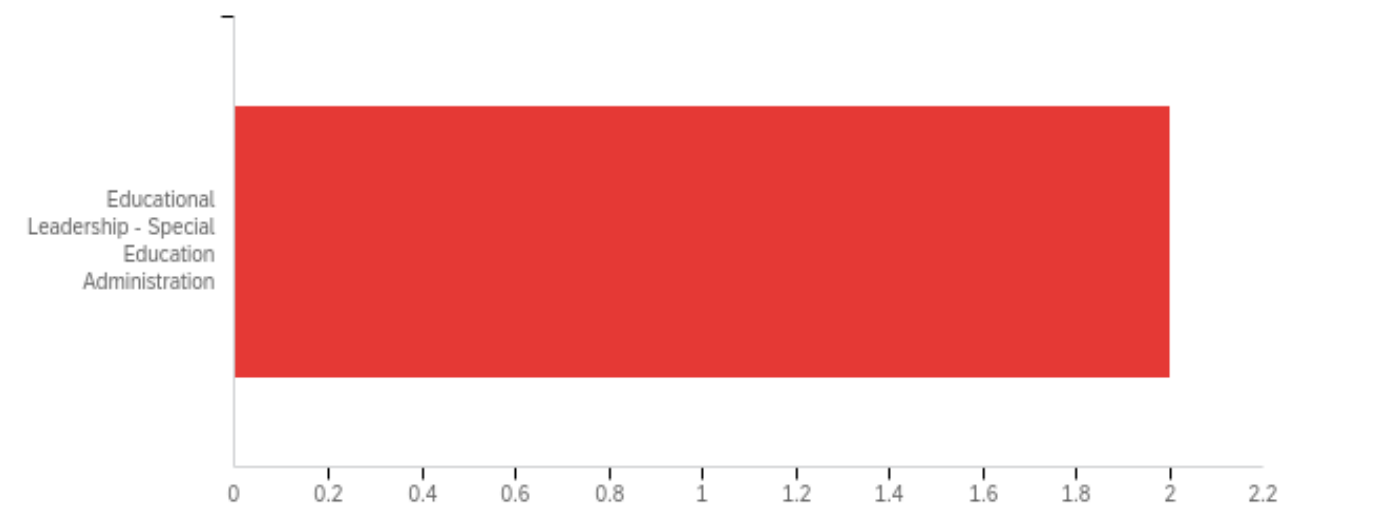


#	Field	Minimum	Maximum	Mean	Std Deviation	Variance	Count
1	Educational Leadership - Special Education Administration	1.00	2.00	1.50	0.50	0.25	2

#	Question	Educational Leadership - Special Education Administration		Total
1	Yes	100.00%	1	1

2	No	100.00%	1	1
---	----	---------	---	---

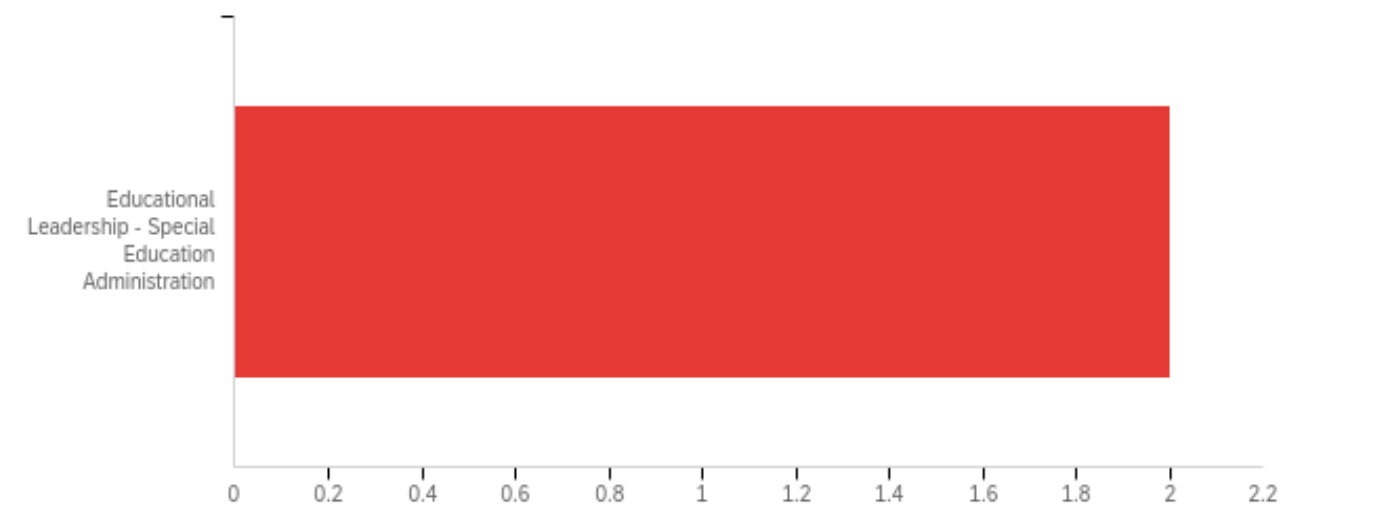
Q2 - Which graduate degree program did you/will you complete?



#	Field	Minimum	Maximum	Mean	Std Deviation	Variance	Count
1	Educational Leadership - Special Education Administration	14.00	14.00	14.00	0.00	0.00	2

#	Question	Educational Leadership - Special Education Administration		Total
1	Education (MEd)	100.00%	2	2

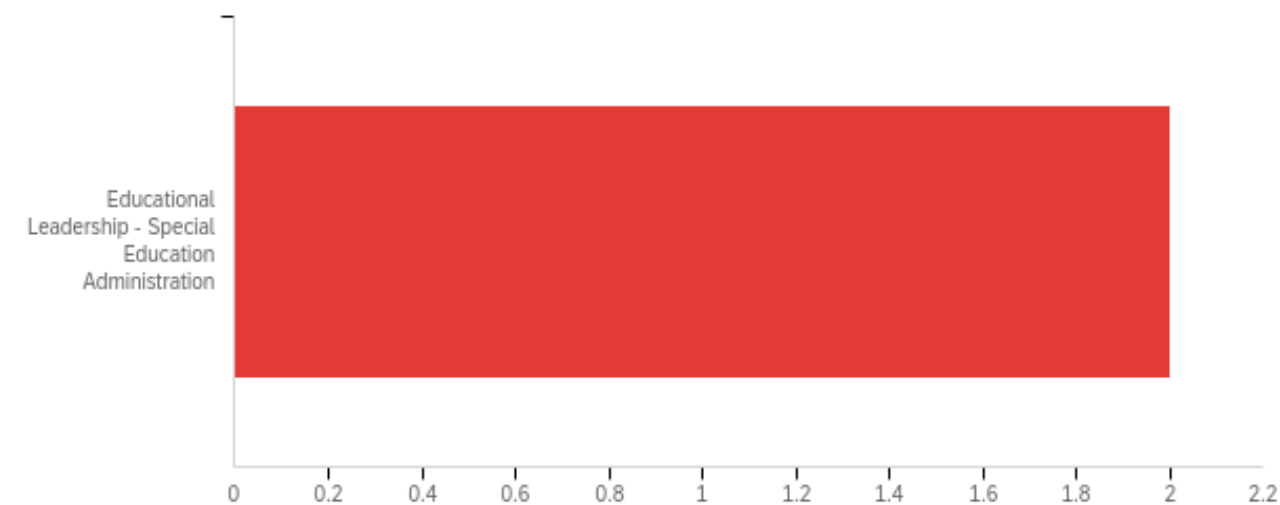
Q8 - Which M.Ed. program did you complete?



#	Field	Minimum	Maximum	Mean	Std Deviation	Variance	Count
1	Educational Leadership - Special Education Administration	10.00	10.00	10.00	0.00	0.00	2

#	Answer	%	Count
10	Educational Leadership - Special Education Administration	100.00%	2
	Total	100%	2

Q12 - What were you doing before enrolling in graduate school? (select all that apply)



#	Question	Educational Leadership - Special Education Administration	Total
1	Employed in a field related to my current degree program	100.00%	2

Q12_5_TEXT - Other - Educational Technology/Learning Design and Technology
Other - Text

Q12_5_TEXT - Other - Higher Education - Adult and Higher Education
Other - Text

Q12_5_TEXT - Other - Higher Education - College Student Affairs Leadership (CSAL)
Other - Text

Q12_5_TEXT - Other - Instruction and Curriculum - Advanced Content Specialization
Other - Text

Q12_5_TEXT - Other - Instruction and Curriculum - Early Childhood Education
Other - Text

Q12_5_TEXT - Other - Instruction and Curriculum - Educational Differentiation
Other - Text

Q12_5_TEXT - Other - Instruction and Curriculum - Elementary Education
Other - Text

Q12_5_TEXT - Other - Instruction and Curriculum - Secondary Education
Other - Text

Q12_5_TEXT - Other - Educational Leadership
Other - Text

Q12_5_TEXT - Other - Educational Leadership - Special Education Administration
Other - Text

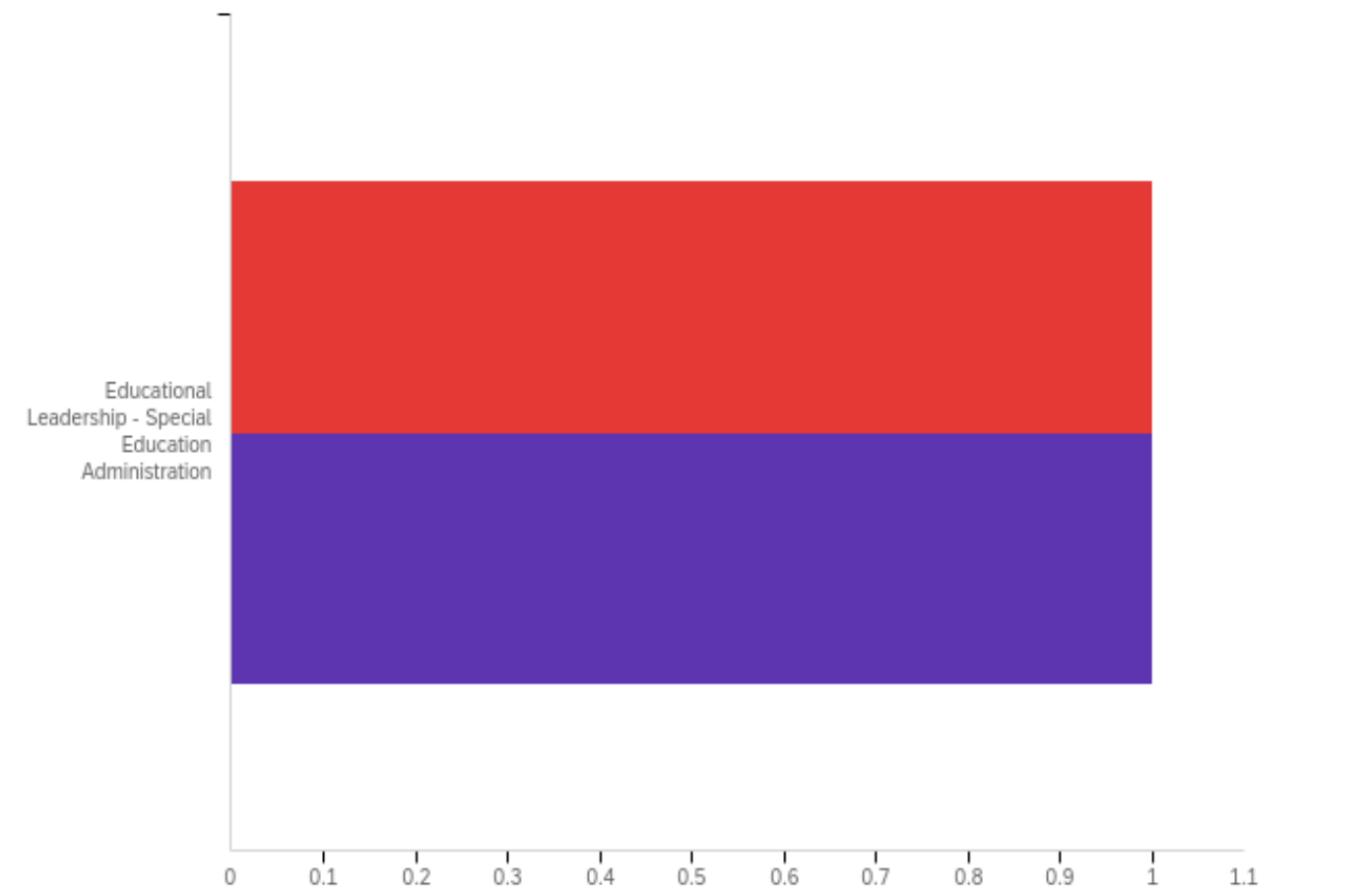
Q12_5_TEXT - Other - Educational Specialist in Leadership
Other - Text

Q12_5_TEXT - Other - Literacy Studies - Reading & Language Arts
Other - Text

Q12_5_TEXT - Other - School Counseling
Other - Text

Q12_5_TEXT - Other - Special Education
Other - Text

Q13 - Why did you decide to pursue a graduate degree? (please choose your primary reason)



#	Field	Minimum	Maximum	Mean	Std Deviation	Variance	Count
1	Educational Leadership - Special Education Administration	1.00	4.00	2.50	1.50	2.25	2

#	Question	Educational Leadership - Special Education Administration	Total
1	Career advancement	100.00%	1
2	Required in my professional field	100.00%	1

Q13_5_TEXT - Other: - Educational Technology/Learning Design and Technology
Other: - Text

Q13_5_TEXT - Other: - Higher Education - Adult and Higher Education
Other: - Text

Q13_5_TEXT - Other: - Higher Education - College Student Affairs Leadership (CSAL)
Other: - Text

Q13_5_TEXT - Other: - Instruction and Curriculum - Advanced Content Specialization
Other: - Text

Q13_5_TEXT - Other: - Instruction and Curriculum - Early Childhood Education
Other: - Text

Q13_5_TEXT - Other: - Instruction and Curriculum - Educational Differentiation
Other: - Text

Q13_5_TEXT - Other: - Instruction and Curriculum - Elementary Education
Other: - Text

Q13_5_TEXT - Other: - Instruction and Curriculum - Secondary Education
Other: - Text

Q13_5_TEXT - Other: - Educational Leadership
Other: - Text

Q13_5_TEXT - Other: - Educational Leadership - Special Education Administration
Other: - Text

Q13_5_TEXT - Other: - Educational Specialist in Leadership
Other: - Text

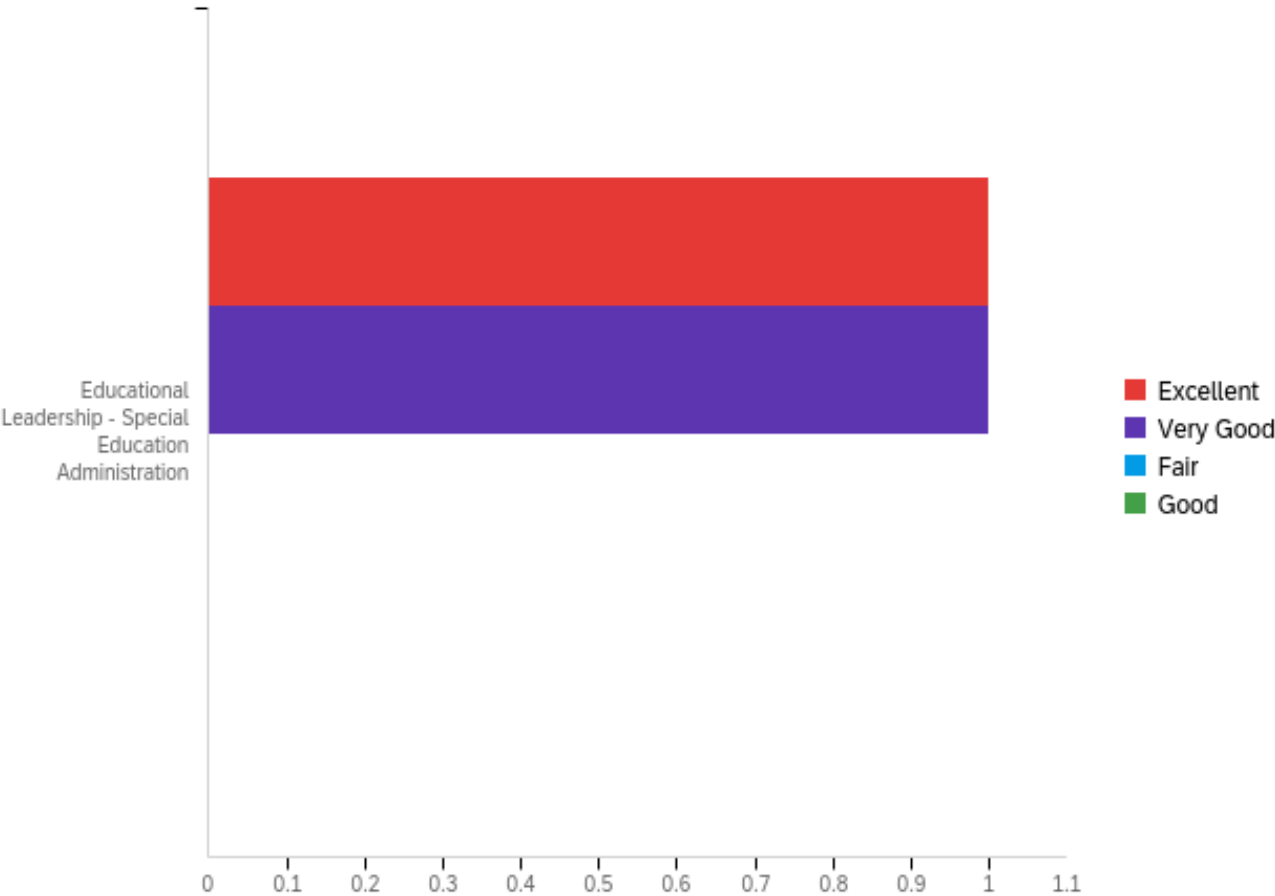
Q13_5_TEXT - Other: - Literacy Studies - Reading & Language Arts
Other: - Text

Q13_5_TEXT - Other: - School Counseling
Other: - Text

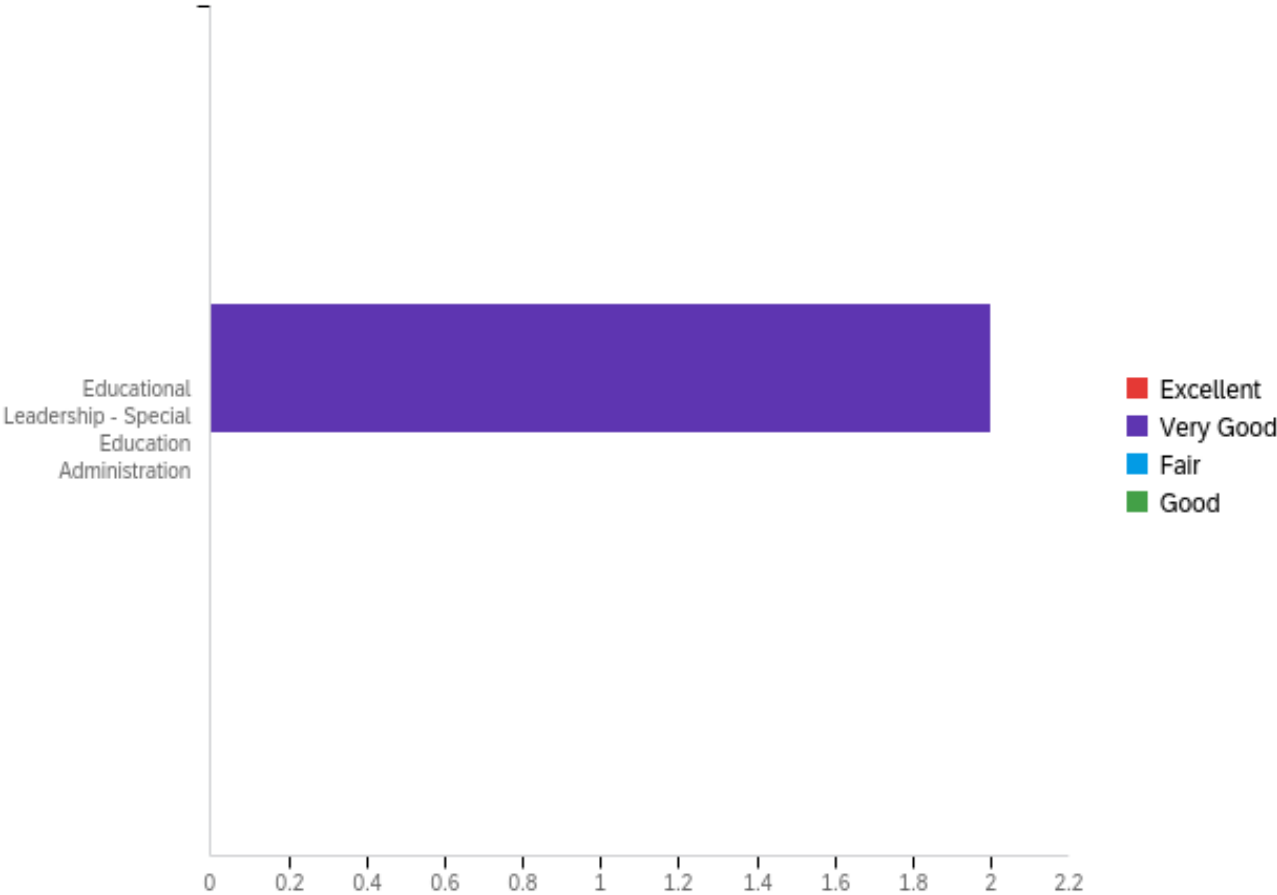
Q13_5_TEXT - Other: - Special Education
Other: - Text

Q14 - Please rate the following dimensions of your graduate degree program.

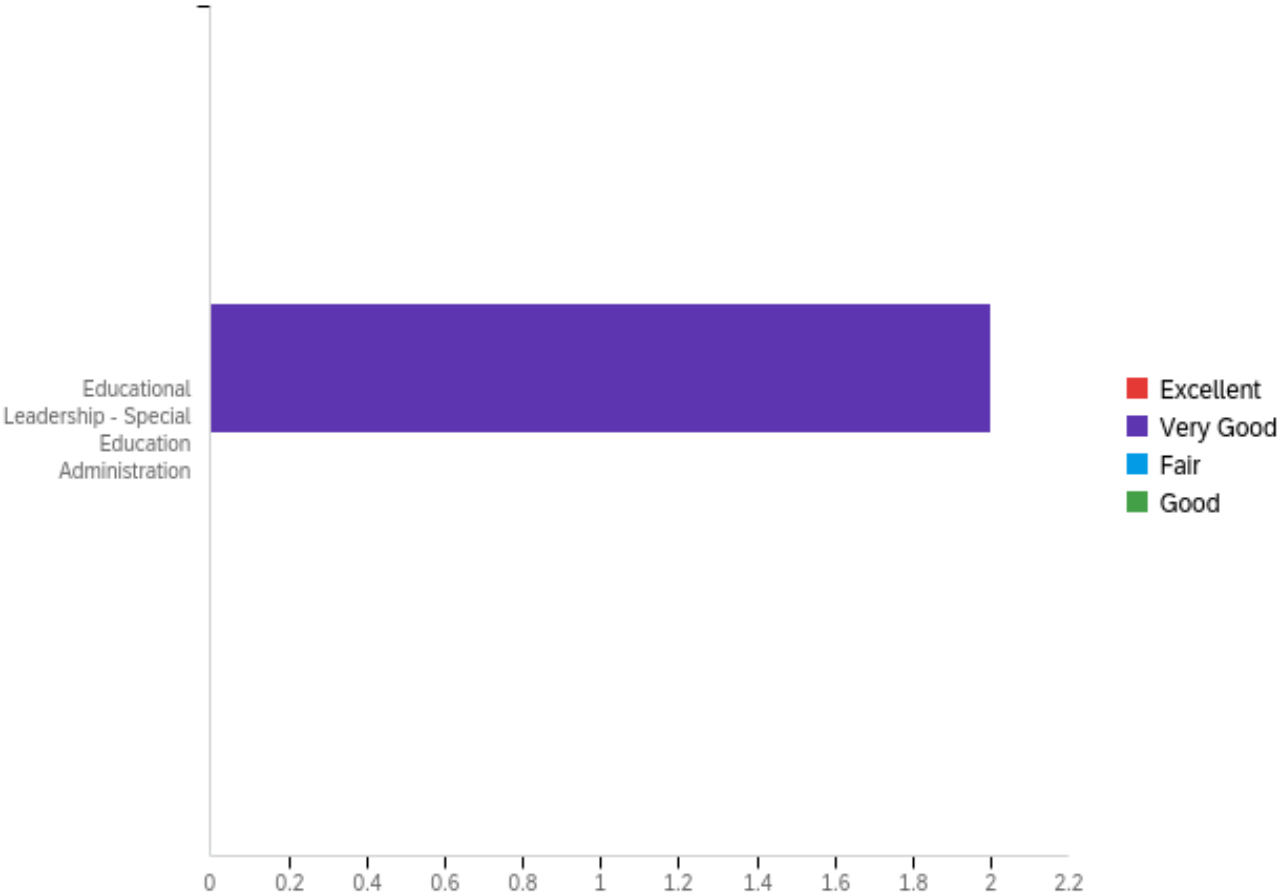
Intellectual quality of the faculty



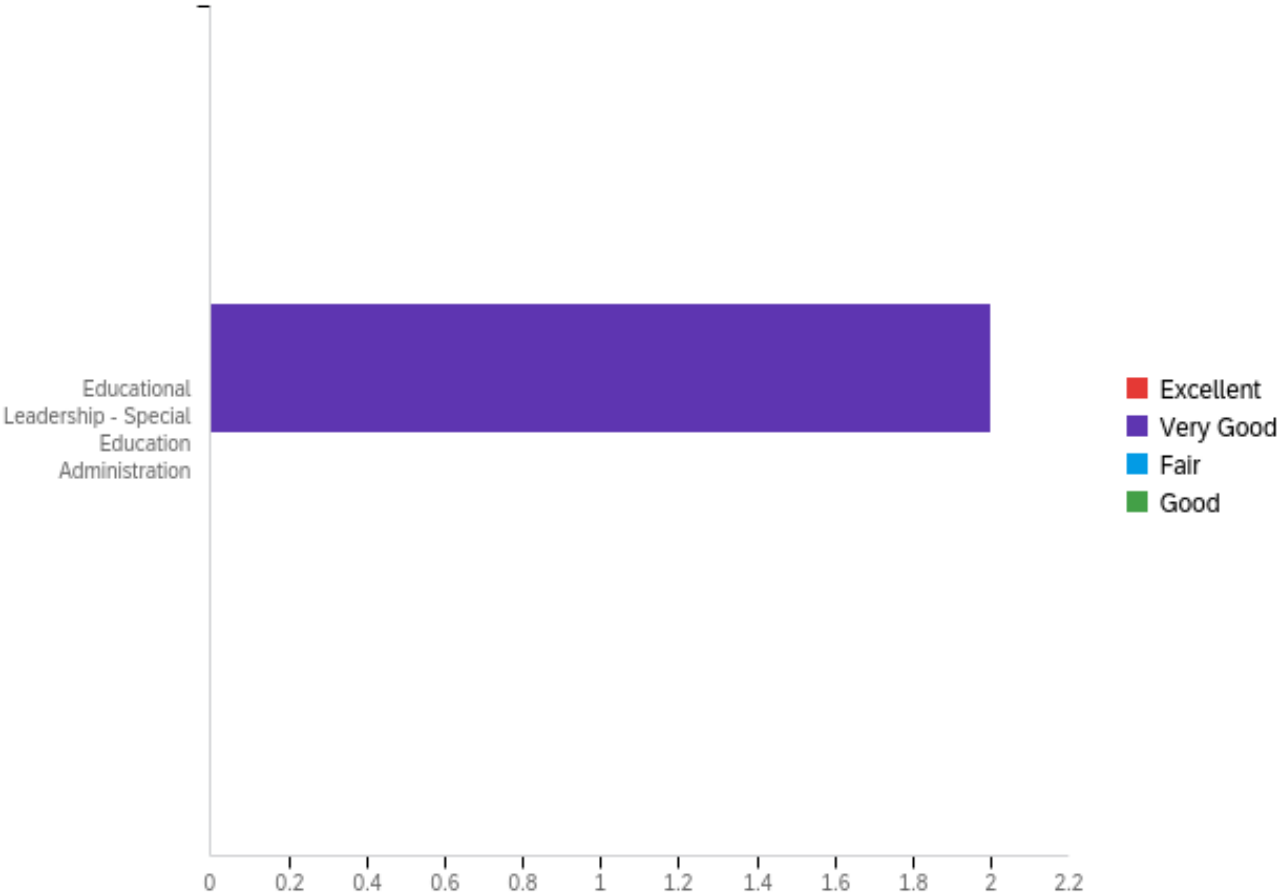
Intellectual quality of my fellow graduate students



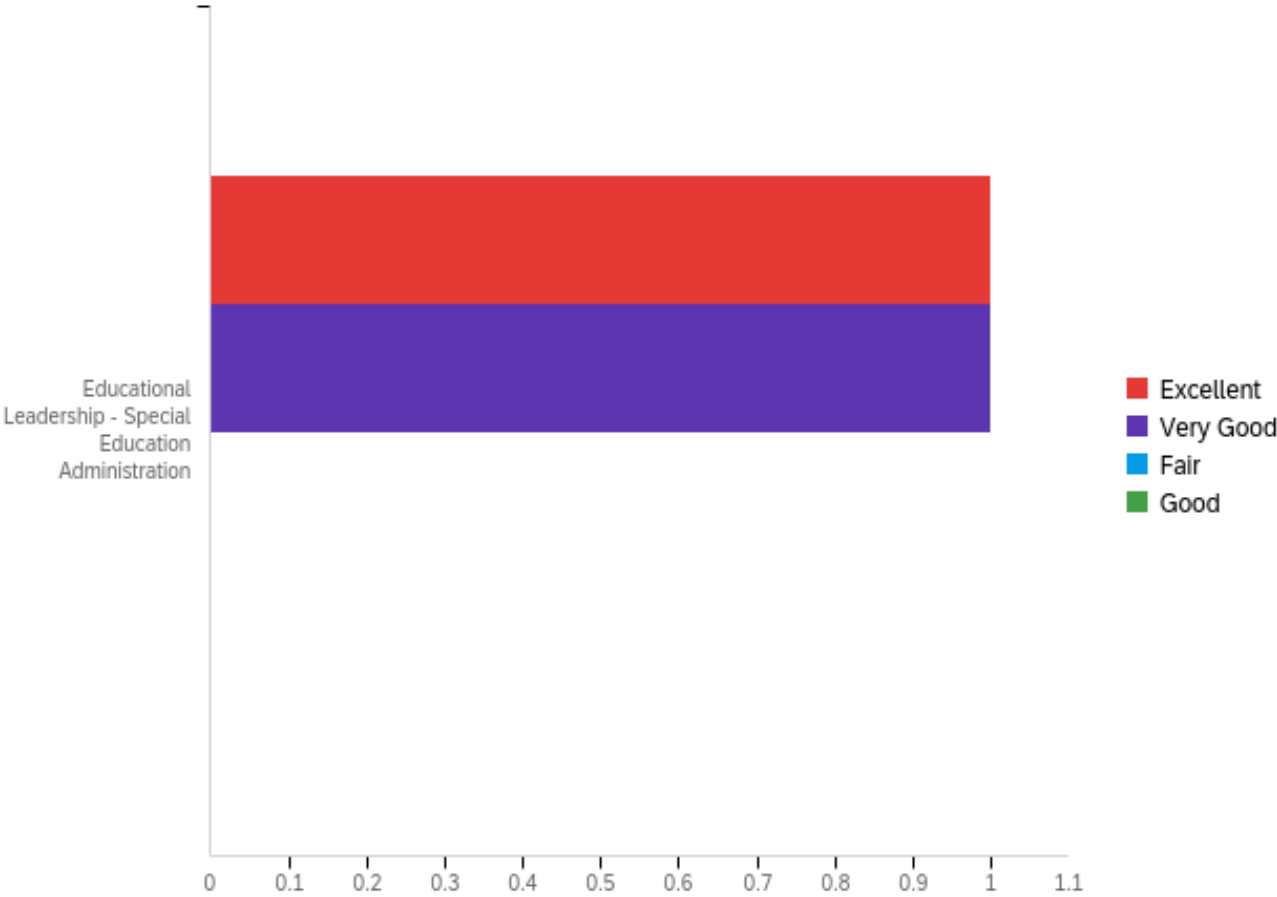
Relationship between faculty and graduate students



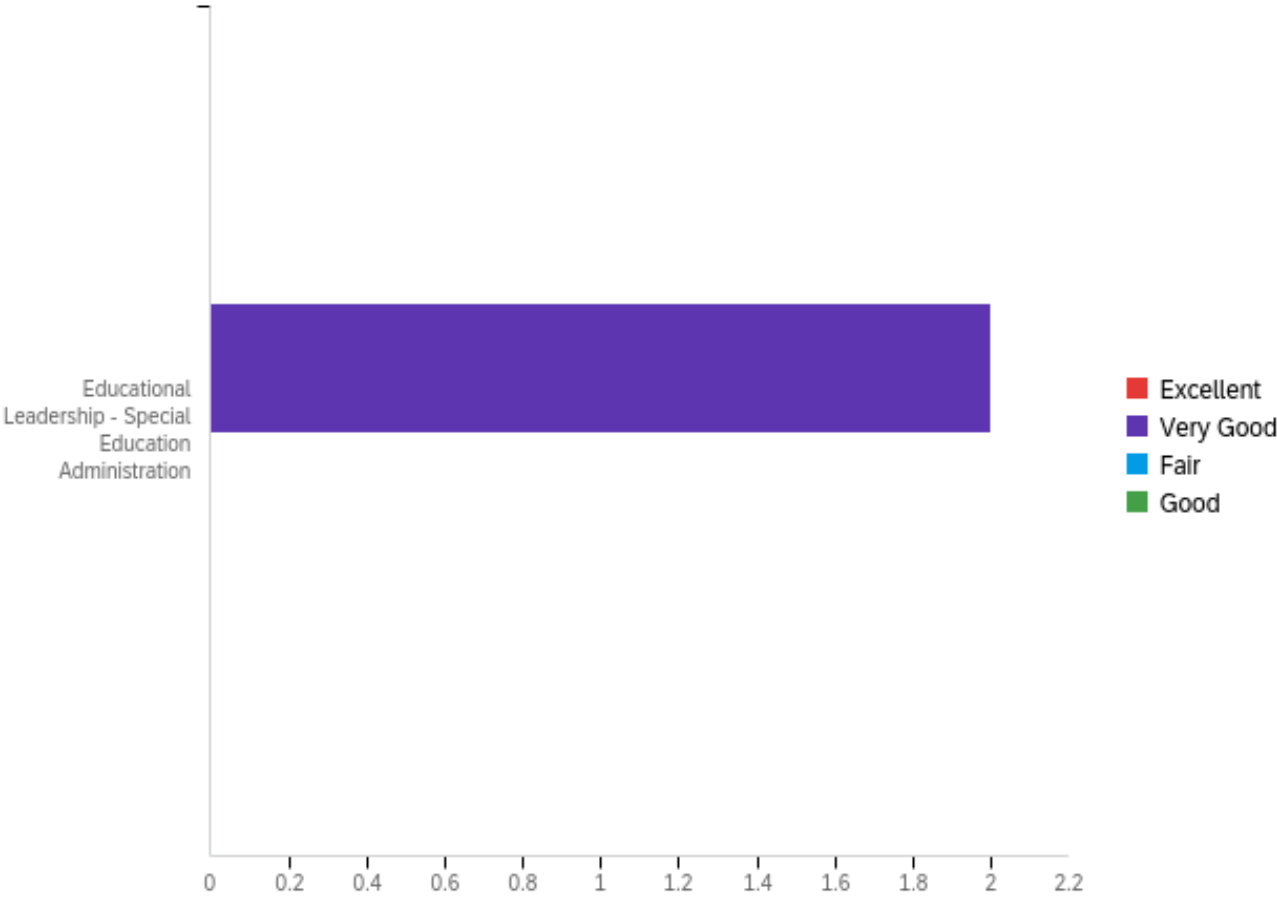
Program's ability to integrate recent developments in my field



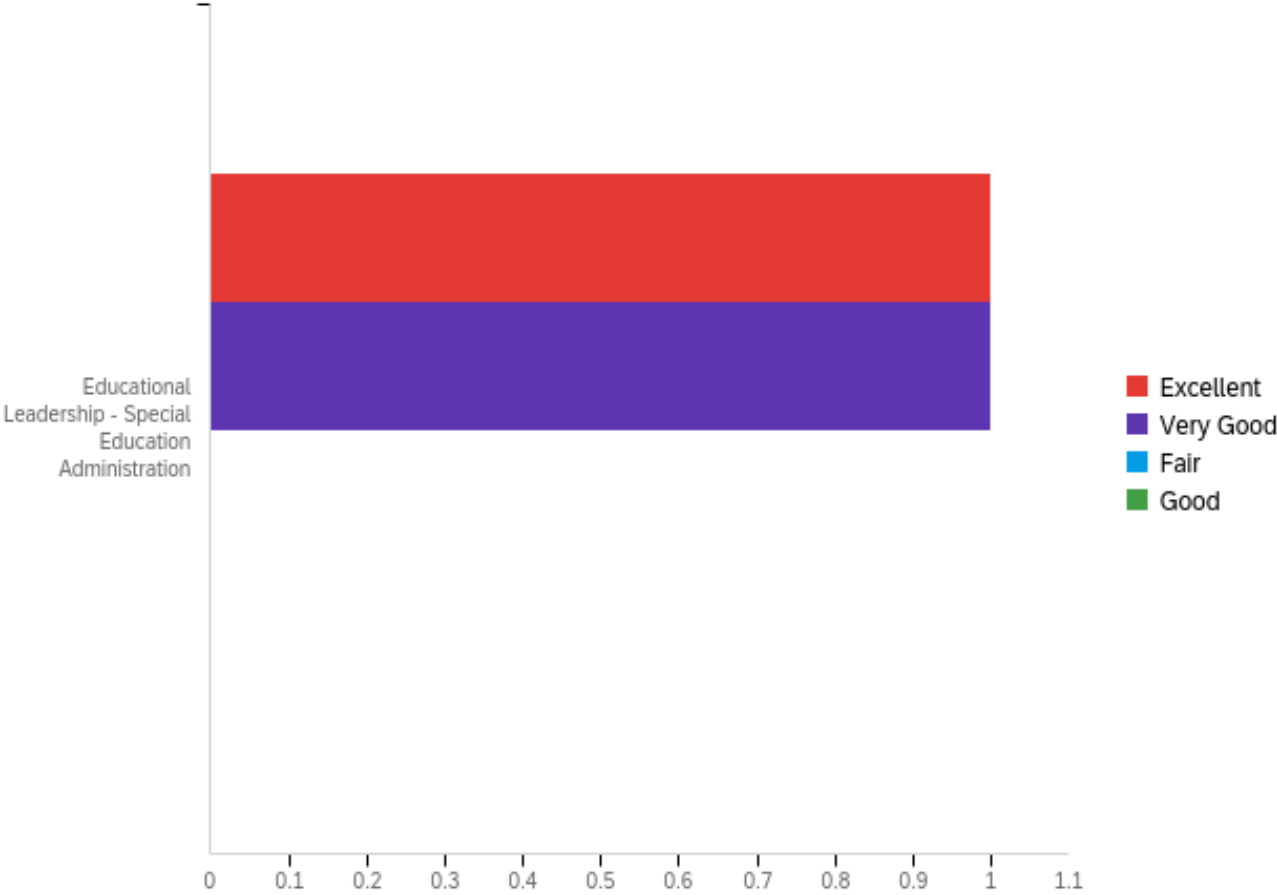
Program space and facilities



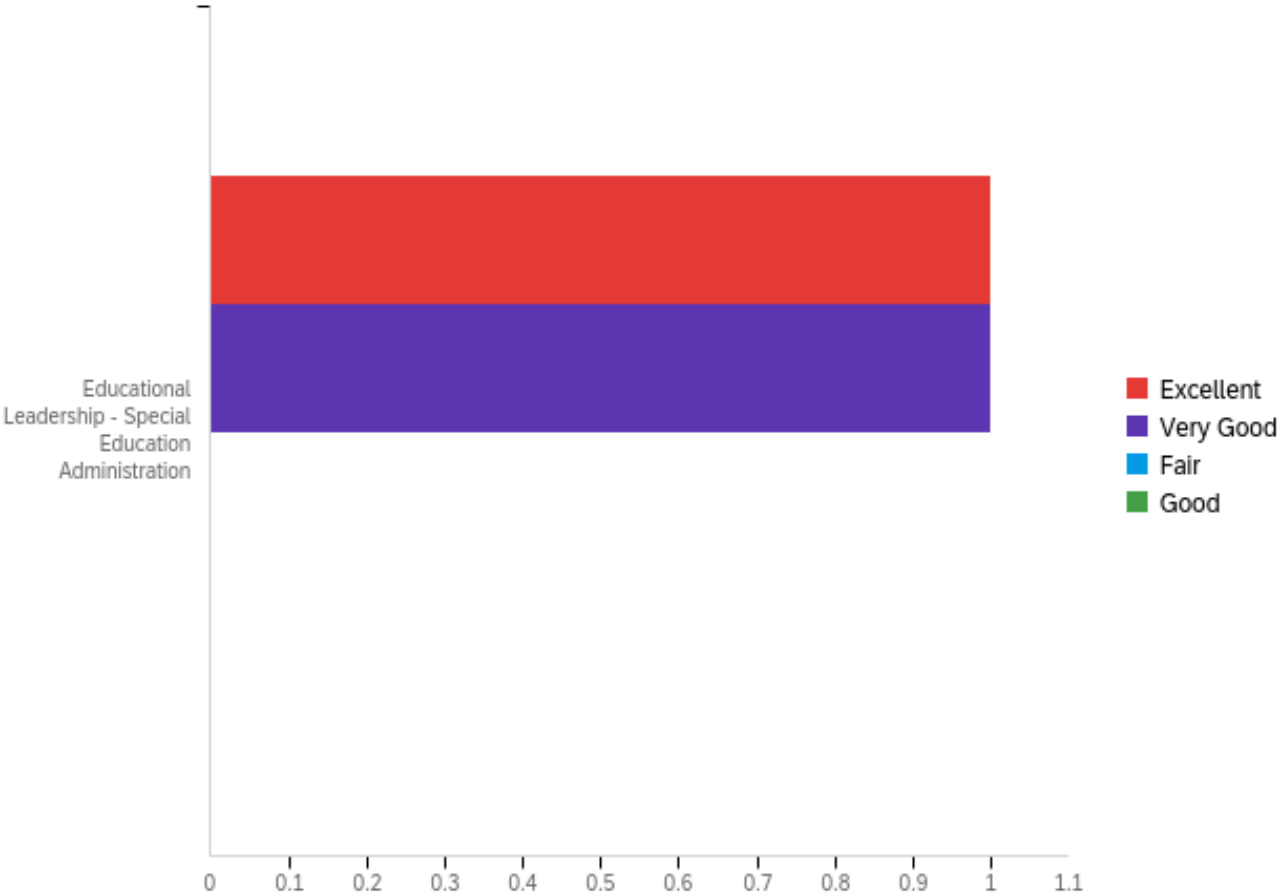
Overall quality of graduate level instruction by faculty



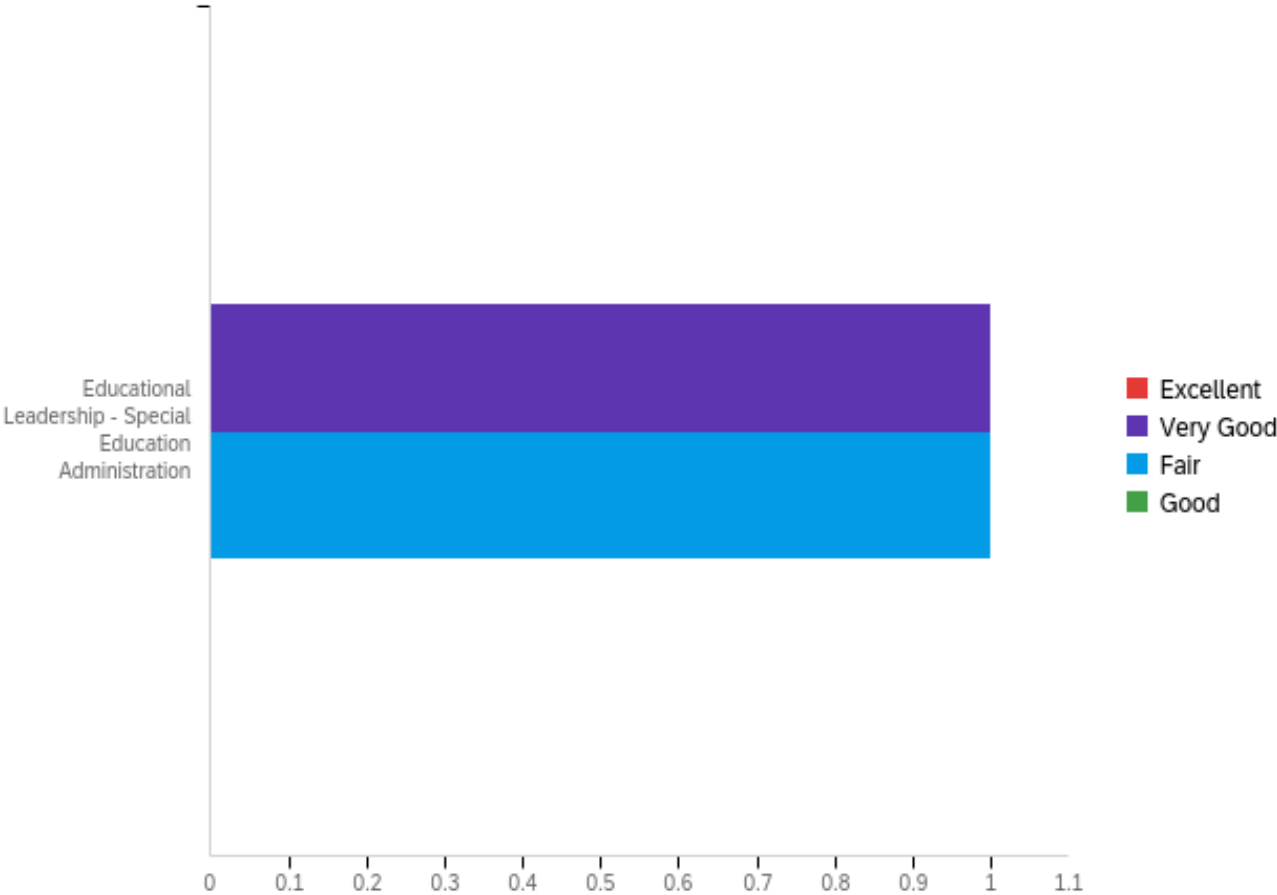
Level of academic challenge



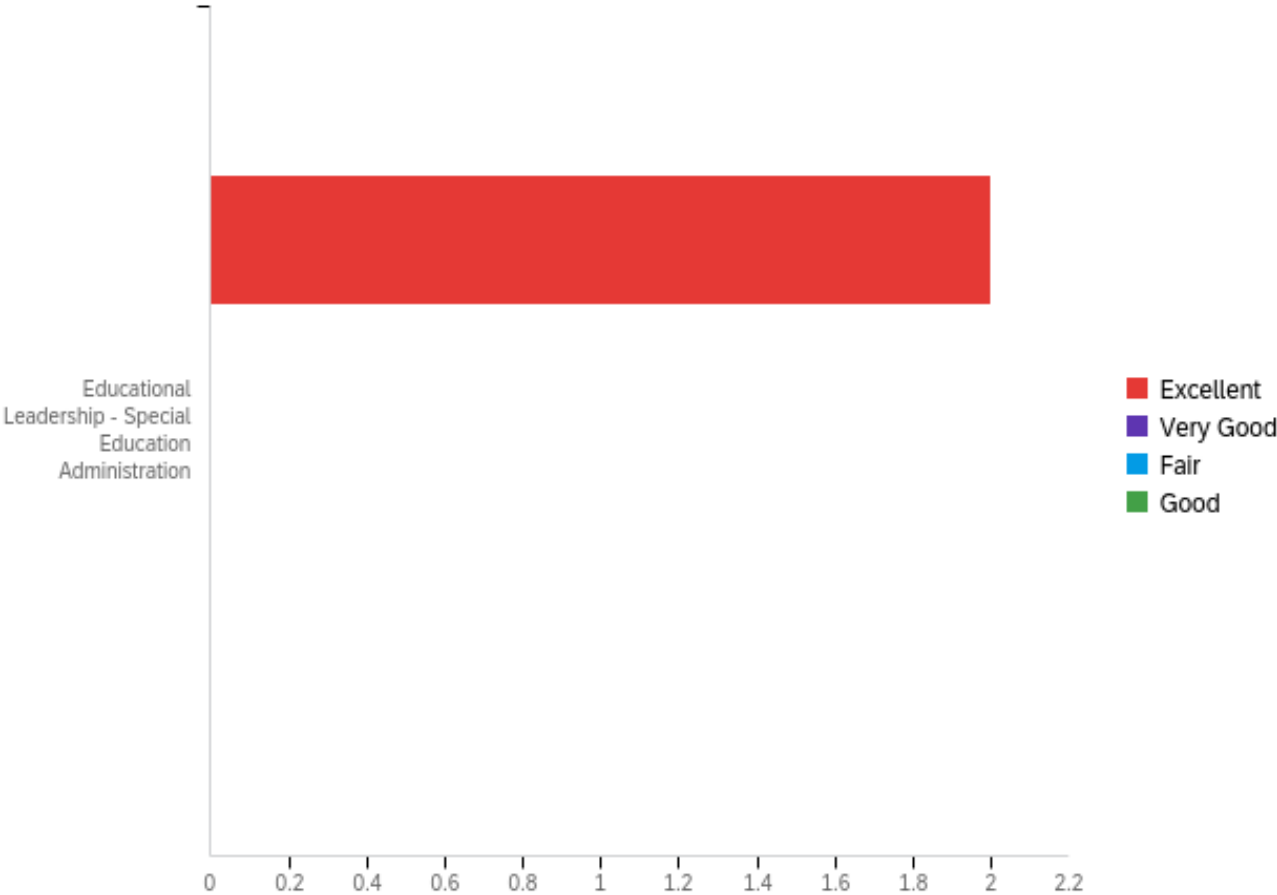
Helpfulness of staff members in my unit/program



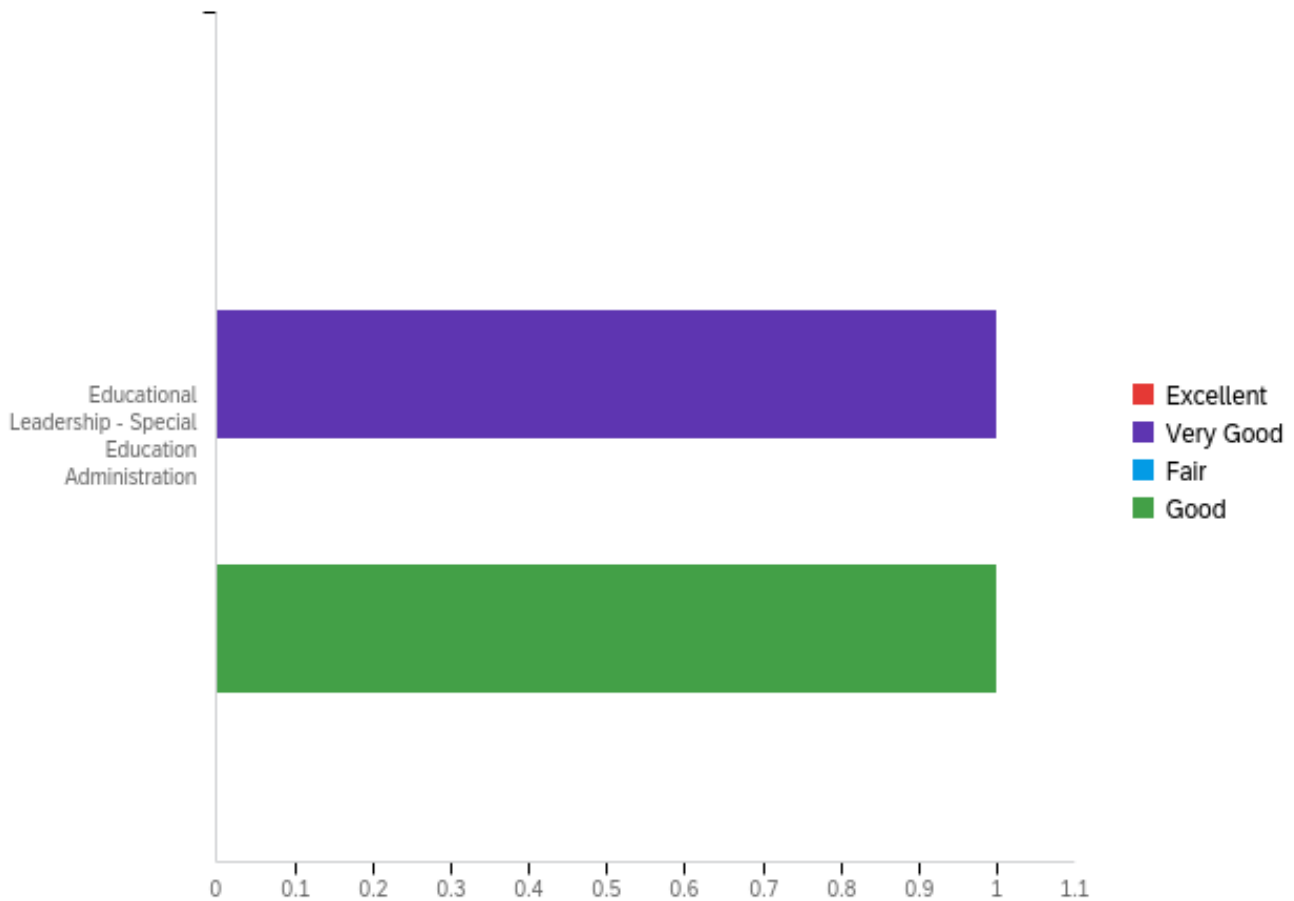
Opportunity to interact with disciplines outside your degree program



Academic standards in my program



Overall program quality



Educational Leadership - Special Education Administration

#	Field	Minimum	Maximum	Mean	Std Deviation	Variance	Count
1	Intellectual quality of the faculty	1.00	2.00	1.50	0.50	0.25	2
2	Intellectual quality of my fellow graduate students	2.00	2.00	2.00	0.00	0.00	2
3	Relationship between faculty and graduate students	2.00	2.00	2.00	0.00	0.00	2
4	Program's ability to integrate recent developments in my field	2.00	2.00	2.00	0.00	0.00	2
5	Program space and facilities	1.00	2.00	1.50	0.50	0.25	2
6	Overall quality of graduate level instruction by faculty	2.00	2.00	2.00	0.00	0.00	2
7	Level of academic challenge	1.00	2.00	1.50	0.50	0.25	2
8	Helpfulness of staff members in my unit/program	1.00	2.00	1.50	0.50	0.25	2
9	Opportunity to interact with disciplines outside your degree program	2.00	4.00	3.00	1.00	1.00	2

10	Academic standards in my program	1.00	1.00	1.00	0.00	0.00	2
11	Overall program quality	2.00	3.00	2.50	0.50	0.25	2

Intellectual quality of the faculty

#	Question	Educational Leadership - Special Education Administration		Total
1	Excellent	100.00%	1	1
2	Very Good	100.00%	1	1
3	Fair	0.00%	0	0
4	Good	0.00%	0	0

Intellectual quality of my fellow graduate students

#	Question	Educational Leadership - Special Education Administration		Total
1	Excellent	0.00%	0	0
2	Very Good	100.00%	2	2
3	Fair	0.00%	0	0
4	Good	0.00%	0	0

Relationship between faculty and graduate students

#	Question	Educational Leadership - Special Education Administration		Total
1	Excellent	0.00%	0	0
2	Very Good	100.00%	2	2
3	Fair	0.00%	0	0
4	Good	0.00%	0	0

Program's ability to integrate recent developments in my field

#	Question	Educational Leadership - Special Education Administration		Total
1	Excellent	0.00%	0	0
2	Very Good	100.00%	2	2
3	Fair	0.00%	0	0
4	Good	0.00%	0	0

Program space and facilities

#	Question	Educational Leadership - Special Education Administration		Total
1	Excellent	100.00%	1	1
2	Very Good	100.00%	1	1
3	Fair	0.00%	0	0
4	Good	0.00%	0	0

Overall quality of graduate level instruction by faculty

#	Question	Educational Leadership - Special Education Administration		Total
1	Excellent	0.00%	0	0
2	Very Good	100.00%	2	2
3	Fair	0.00%	0	0
4	Good	0.00%	0	0

Level of academic challenge

#	Question	Educational Leadership - Special Education Administration		Total
1	Excellent	100.00%	1	1
2	Very Good	100.00%	1	1
3	Fair	0.00%	0	0
4	Good	0.00%	0	0

Helpfulness of staff members in my unit/program

#	Question	Educational Leadership - Special Education Administration		Total
1	Excellent	100.00%	1	1
2	Very Good	100.00%	1	1
3	Fair	0.00%	0	0
4	Good	0.00%	0	0

Opportunity to interact with disciplines outside your degree program

#	Question	Educational Leadership - Special Education Administration		Total
1	Excellent	0.00%	0	0
2	Very Good	100.00%	1	1
3	Fair	100.00%	1	1
4	Good	0.00%	0	0

Academic standards in my program

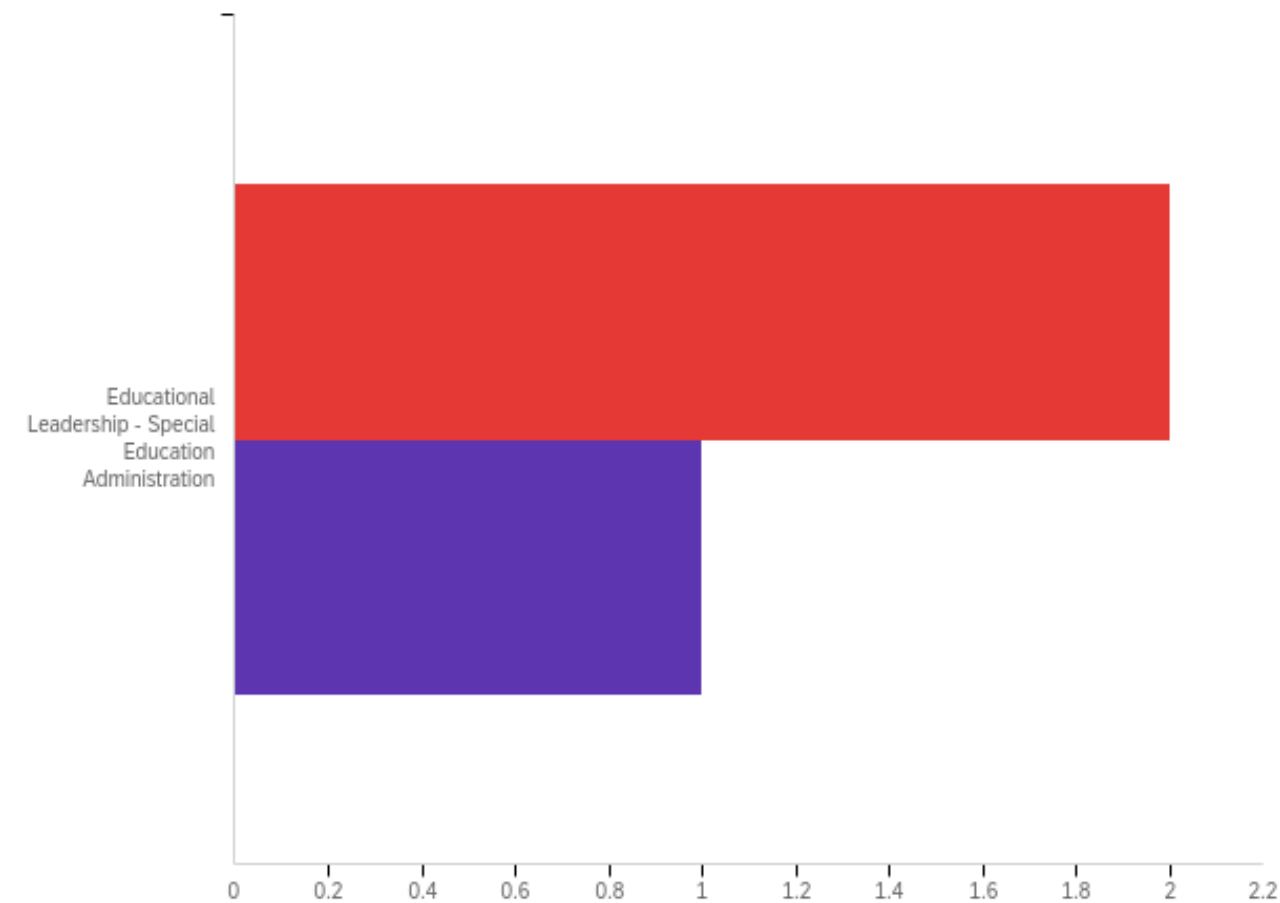
#	Question	Educational Leadership - Special Education Administration		Total
1	Excellent	100.00%	2	2
2	Very Good	0.00%	0	0
3	Fair	0.00%	0	0
4	Good	0.00%	0	0

Overall program quality

#	Question	Educational Leadership - Special Education Administration		Total
1	Excellent	0.00%	0	0

2	Very Good	100.00%	1	1
3	Fair	0.00%	0	0
4	Good	100.00%	1	1

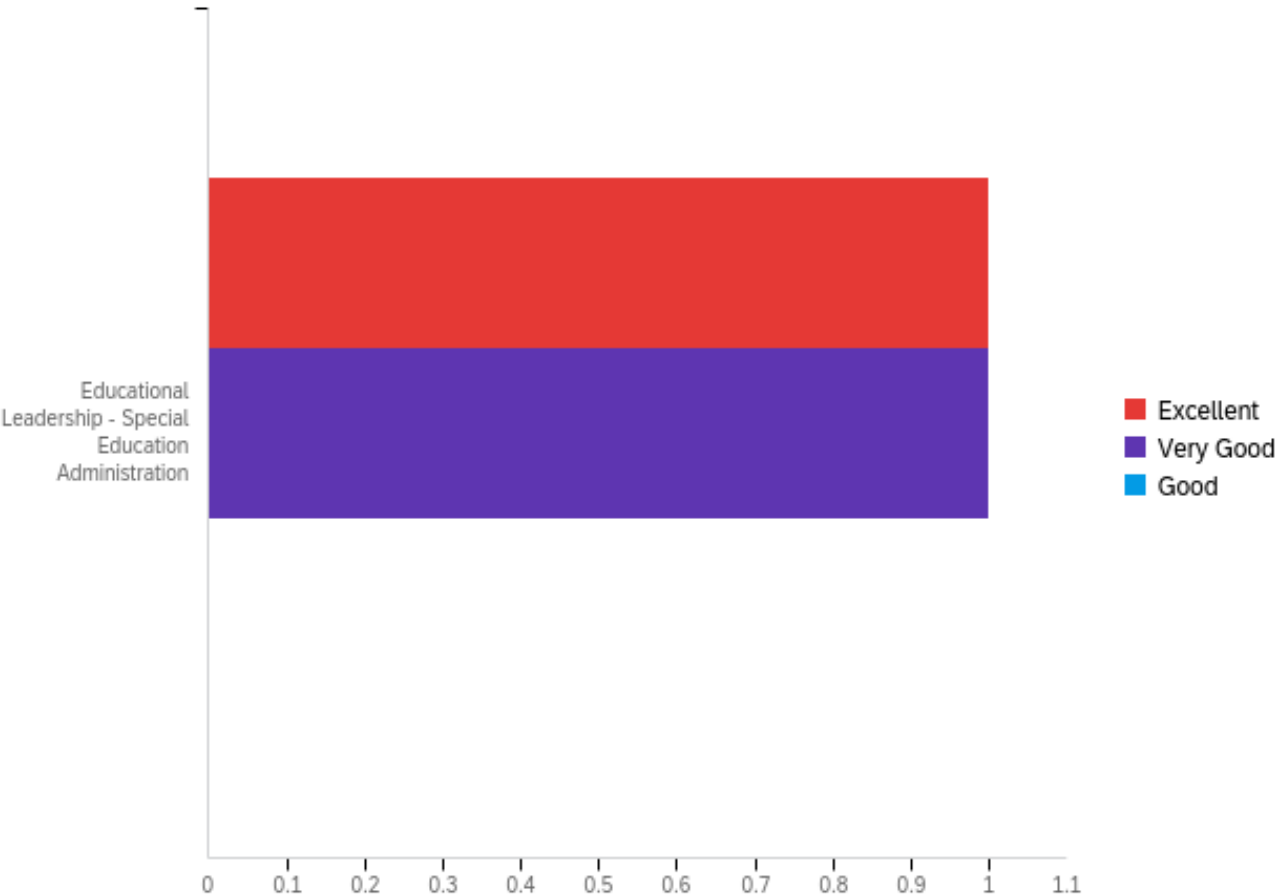
Q15 - Which of the following experience(s) did you complete as part of your degree program? (select all that apply)



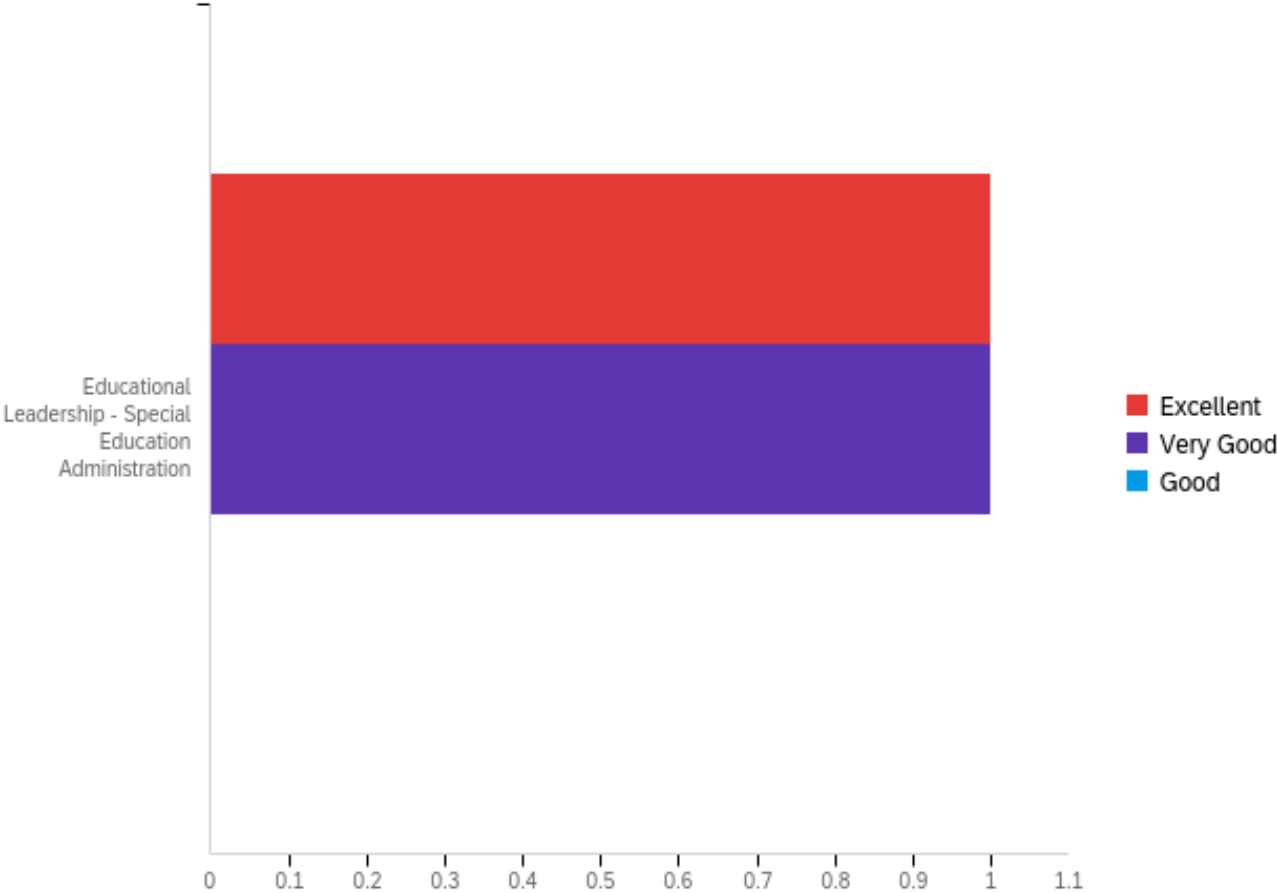
#	Question	Educational Leadership - Special Education Administration		Total
1	Internship or Practicum or Fieldwork	100.00%	2	2
2	Systematic review	100.00%	1	1

Q16 - Please rate the experiences that you selected in the previous question (e.g. clinical case report, clinical rotation, internship or practicum or fieldwork, thesis or dissertation, research project, systematic review):

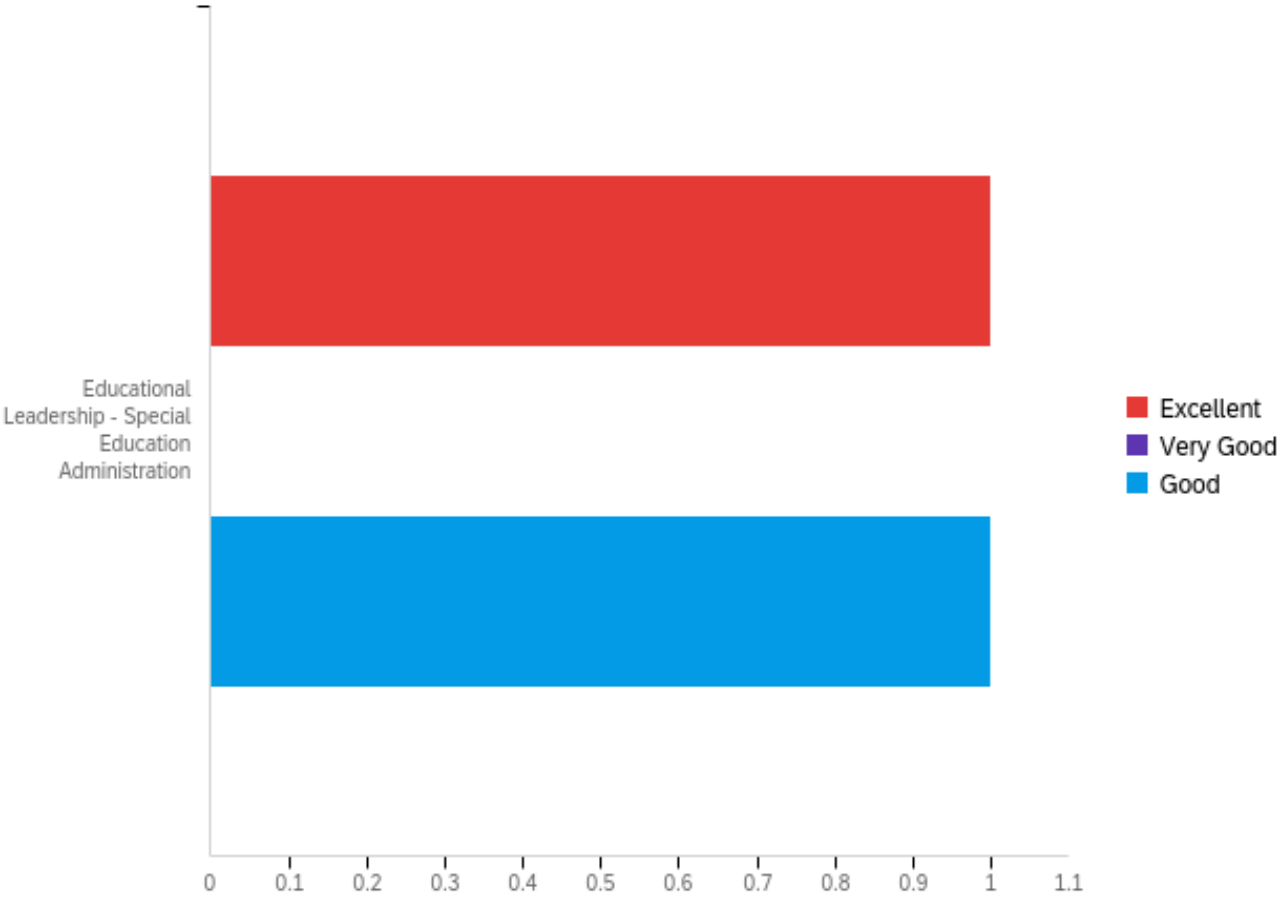
Clarity of deadlines and expectations



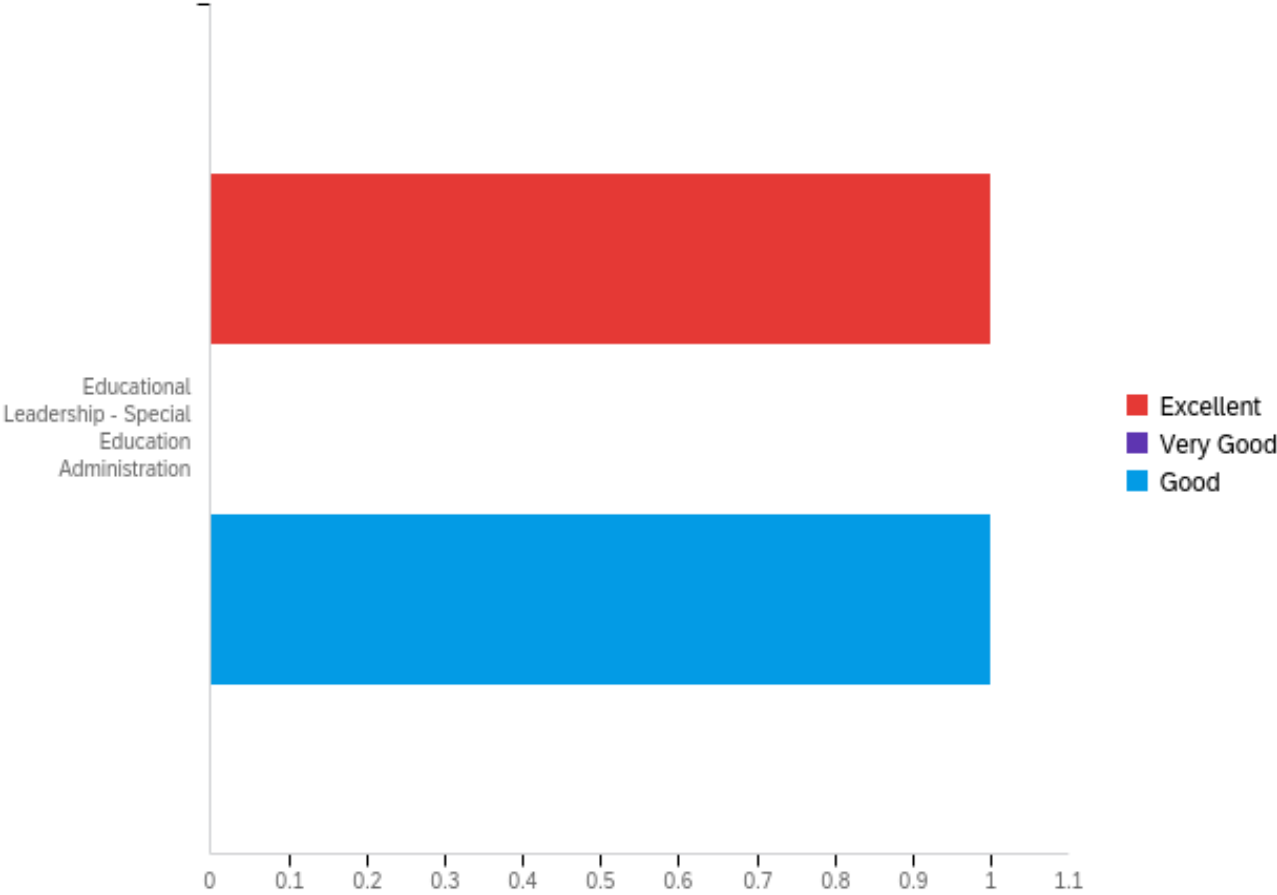
Availability of mentorship



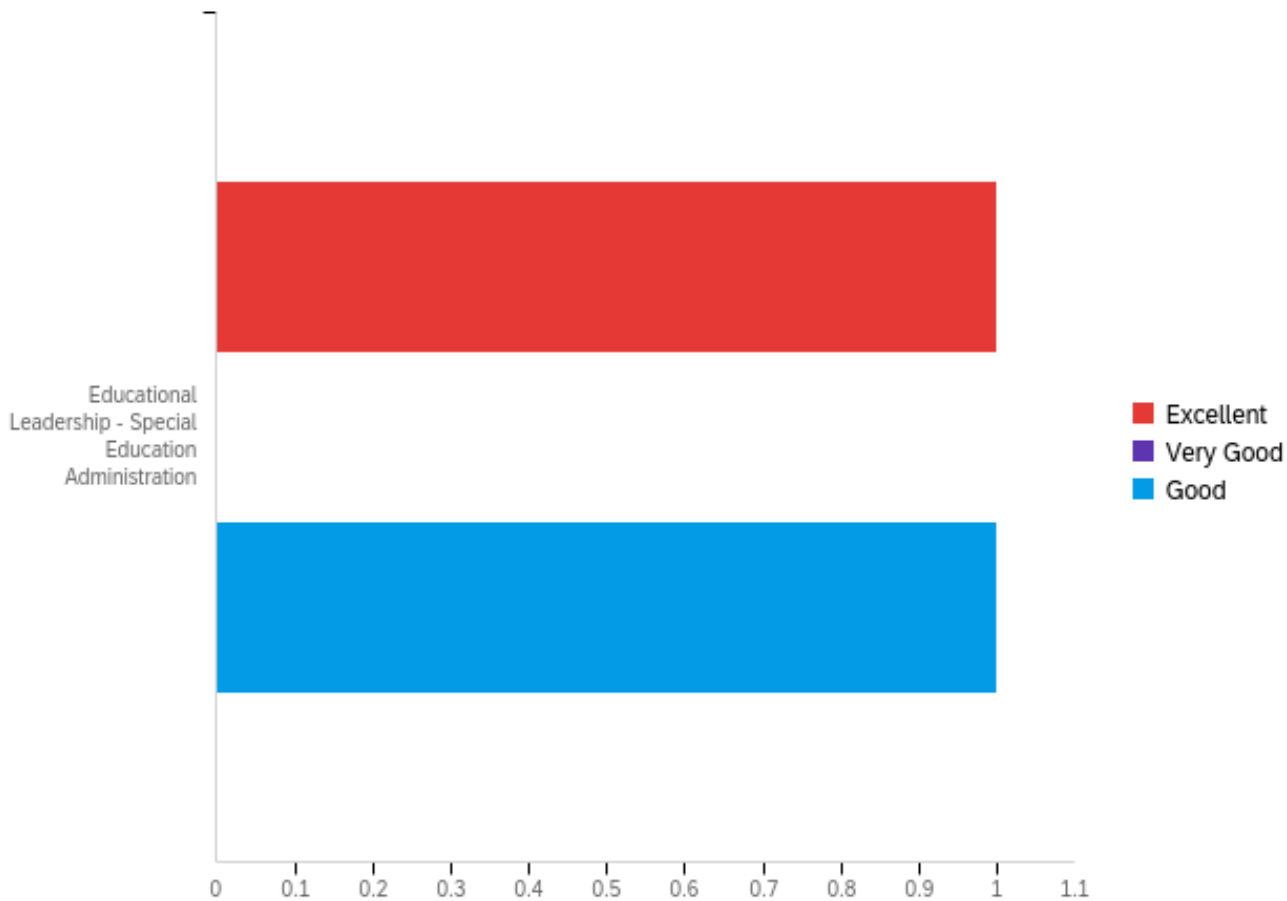
Timeliness of feedback from faculty



Availability of research materials and equipment



Overall quality of your experience



Educational Leadership - Special Education Administration

#	Field	Minimum	Maximum	Mean	Std Deviation	Variance	Count
1	Clarity of deadlines and expectations	1.00	2.00	1.50	0.50	0.25	2
2	Availability of mentorship	1.00	2.00	1.50	0.50	0.25	2
3	Timeliness of feedback from faculty	1.00	3.00	2.00	1.00	1.00	2
4	Availability of research materials and equipment	1.00	3.00	2.00	1.00	1.00	2
5	Overall quality of your experience	1.00	3.00	2.00	1.00	1.00	2

Clarity of deadlines and expectations

#	Question	Educational Leadership - Special Education Administration			Total
1	Excellent	100.00%	1		1

2	Very Good	100.00%	1	1
3	Good	0.00%	0	0

Availability of mentorship

#	Question	Educational Leadership - Special Education Administration		Total
1	Excellent	100.00%	1	1
2	Very Good	100.00%	1	1
3	Good	0.00%	0	0

Timeliness of feedback from faculty

#	Question	Educational Leadership - Special Education Administration		Total
1	Excellent	100.00%	1	1
2	Very Good	0.00%	0	0
3	Good	100.00%	1	1

Availability of research materials and equipment

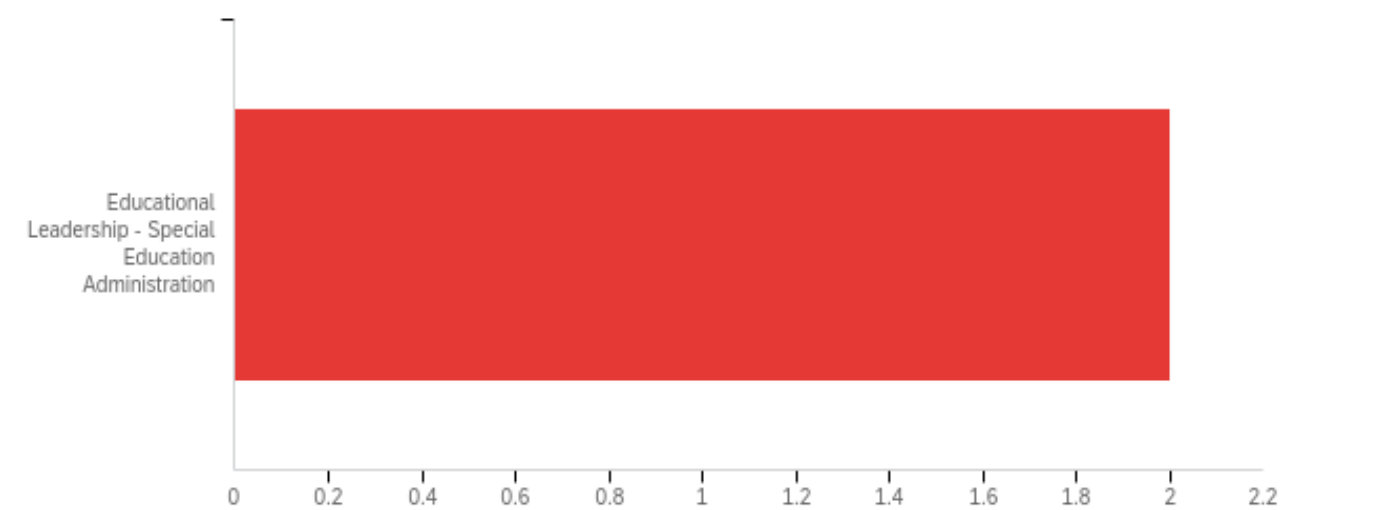
#	Question	Educational Leadership - Special Education Administration		Total
1	Excellent	100.00%	1	1
2	Very Good	0.00%	0	0
3	Good	100.00%	1	1

Overall quality of your experience

#	Question	Educational Leadership - Special Education Administration		Total
1	Excellent	100.00%	1	1
2	Very Good	0.00%	0	0

3	Good	100.00%	1	1
---	------	---------	---	---

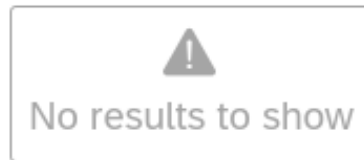
Q17 - Did you seek statistical consulting help to complete the experiences (e.g. clinical case report, clinical rotation, internship or practicum, thesis or dissertation, research project, systematic review) you selected?



#	Field	Minimum	Maximum	Mean	Std Deviation	Variance	Count
1	Educational Leadership - Special Education Administration	2.00	2.00	2.00	0.00	0.00	2

#	Question	Educational Leadership - Special Education Administration	Total
1	No	100.00%	2

Q18 - From whom did you seek statistical consulting help? (select all that apply)



#

Q18_4_TEXT - Other - Educational Technology/Learning Design and Technology
Other - Text

Q18_4_TEXT - Other - Higher Education - Adult and Higher Education
Other - Text

Q18_4_TEXT - Other - Higher Education - College Student Affairs Leadership (CSAL)
Other - Text

Q18_4_TEXT - Other - Instruction and Curriculum - Advanced Content Specialization
Other - Text

Q18_4_TEXT - Other - Instruction and Curriculum - Early Childhood Education
Other - Text

Q18_4_TEXT - Other - Instruction and Curriculum - Educational Differentiation
Other - Text

Q18_4_TEXT - Other - Instruction and Curriculum - Elementary Education
Other - Text

Q18_4_TEXT - Other - Instruction and Curriculum - Secondary Education
Other - Text

Q18_4_TEXT - Other - Educational Leadership
Other - Text

Q18_4_TEXT - Other - Educational Leadership - Special Education Administration
Other - Text


Q18_4_TEXT - Other - Educational Specialist in Leadership
Other - Text

Q18_4_TEXT - Other - Literacy Studies - Reading & Language Arts
Other - Text

Q18_4_TEXT - Other - School Counseling
Other - Text

Q18_4_TEXT - Other - Special Education
Other - Text

Q19 - How helpful was the Statistical Consulting Center?



No results to show

#

#

Q20 - How could statistical consulting help be improved to help you be successful in your program?

Educational Technology/Learning Design and Technology

How could statistical consulting help be improved to help you be successful in your program?

Higher Education - Adult and Higher Education

How could statistical consulting help be improved to help you be successful in your program?

Higher Education - College Student Affairs Leadership (CSAL)

How could statistical consulting help be improved to help you be successful in your program?

Instruction and Curriculum - Advanced Content Specialization

How could statistical consulting help be improved to help you be successful in your program?

Instruction and Curriculum - Early Childhood Education

How could statistical consulting help be improved to help you be successful in your program?

Instruction and Curriculum - Educational Differentiation

How could statistical consulting help be improved to help you be successful in your program?

Instruction and Curriculum - Elementary Education

How could statistical consulting help be improved to help you be successful in your program?

Instruction and Curriculum - Secondary Education

How could statistical consulting help be improved to help you be successful in your program?

Educational Leadership

How could statistical consulting help be improved to help you be successful in your program?

Educational Leadership - Special Education Administration

How could statistical consulting help be improved to help you be successful in your program?

Educational Specialist in Leadership

How could statistical consulting help be improved to help you be successful in your program?

Literacy Studies - Reading & Language Arts

How could statistical consulting help be improved to help you be successful in your program?

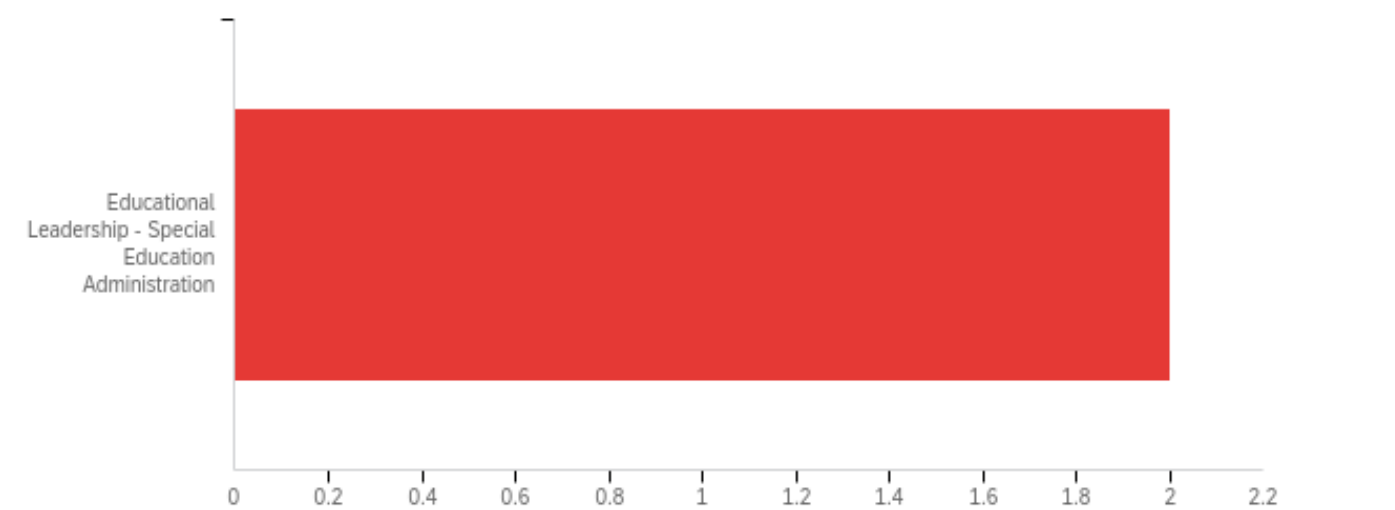
School Counseling

How could statistical consulting help be improved to help you be successful in your program?

Special Education

How could statistical consulting help be improved to help you be successful in your program?

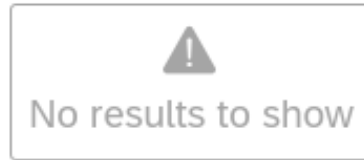
Q21 - Did you seek assistance with writing for the experiences you selected (e.g. clinical case report, clinical rotation, internship or practicum, thesis or dissertation, research project, systematic review)?



#	Field	Minimum	Maximum	Mean	Std Deviation	Variance	Count
1	Educational Leadership - Special Education Administration	3.00	3.00	3.00	0.00	0.00	2

#	Question	Educational Leadership - Special Education Administration	Total
1	No	100.00%	2

Q22 - From whom did you seek writing assistance? (select all that apply)



#

Q22_4_TEXT - Other - Educational Technology/Learning Design and Technology
Other - Text

Q22_4_TEXT - Other - Higher Education - Adult and Higher Education
Other - Text

Q22_4_TEXT - Other - Higher Education - College Student Affairs Leadership (CSAL)
Other - Text

Q22_4_TEXT - Other - Instruction and Curriculum - Advanced Content Specialization
Other - Text

Q22_4_TEXT - Other - Instruction and Curriculum - Early Childhood Education
Other - Text

Q22_4_TEXT - Other - Instruction and Curriculum - Educational Differentiation
Other - Text

Q22_4_TEXT - Other - Instruction and Curriculum - Elementary Education
Other - Text

Q22_4_TEXT - Other - Instruction and Curriculum - Secondary Education
Other - Text

Q22_4_TEXT - Other - Educational Leadership
Other - Text

Q22_4_TEXT - Other - Educational Leadership - Special Education Administration
Other - Text

Q22_4_TEXT - Other - Educational Specialist in Leadership
Other - Text

Q22_4_TEXT - Other - Literacy Studies - Reading & Language Arts
Other - Text

Q22_4_TEXT - Other - School Counseling
Other - Text

Q22_4_TEXT - Other - Special Education
Other - Text

Q23 - Please rate the quality of the writing assistance you received you received from the Fred Meijer Center for Writing & Michigan Authors.



#

#

Q24 - How could the writing assistance be improved?

Educational Technology/Learning Design and Technology

How could the writing assistance be improved?

Higher Education - Adult and Higher Education

How could the writing assistance be improved?

Higher Education - College Student Affairs Leadership (CSAL)

How could the writing assistance be improved?

Instruction and Curriculum - Advanced Content Specialization

How could the writing assistance be improved?

Instruction and Curriculum - Early Childhood Education

How could the writing assistance be improved?

Instruction and Curriculum - Educational Differentiation

How could the writing assistance be improved?

Instruction and Curriculum - Elementary Education

How could the writing assistance be improved?

Instruction and Curriculum - Secondary Education

How could the writing assistance be improved?

Educational Leadership

How could the writing assistance be improved?

Educational Leadership - Special Education Administration

How could the writing assistance be improved?

Educational Specialist in Leadership

How could the writing assistance be improved?

Literacy Studies - Reading & Language Arts

How could the writing assistance be improved?

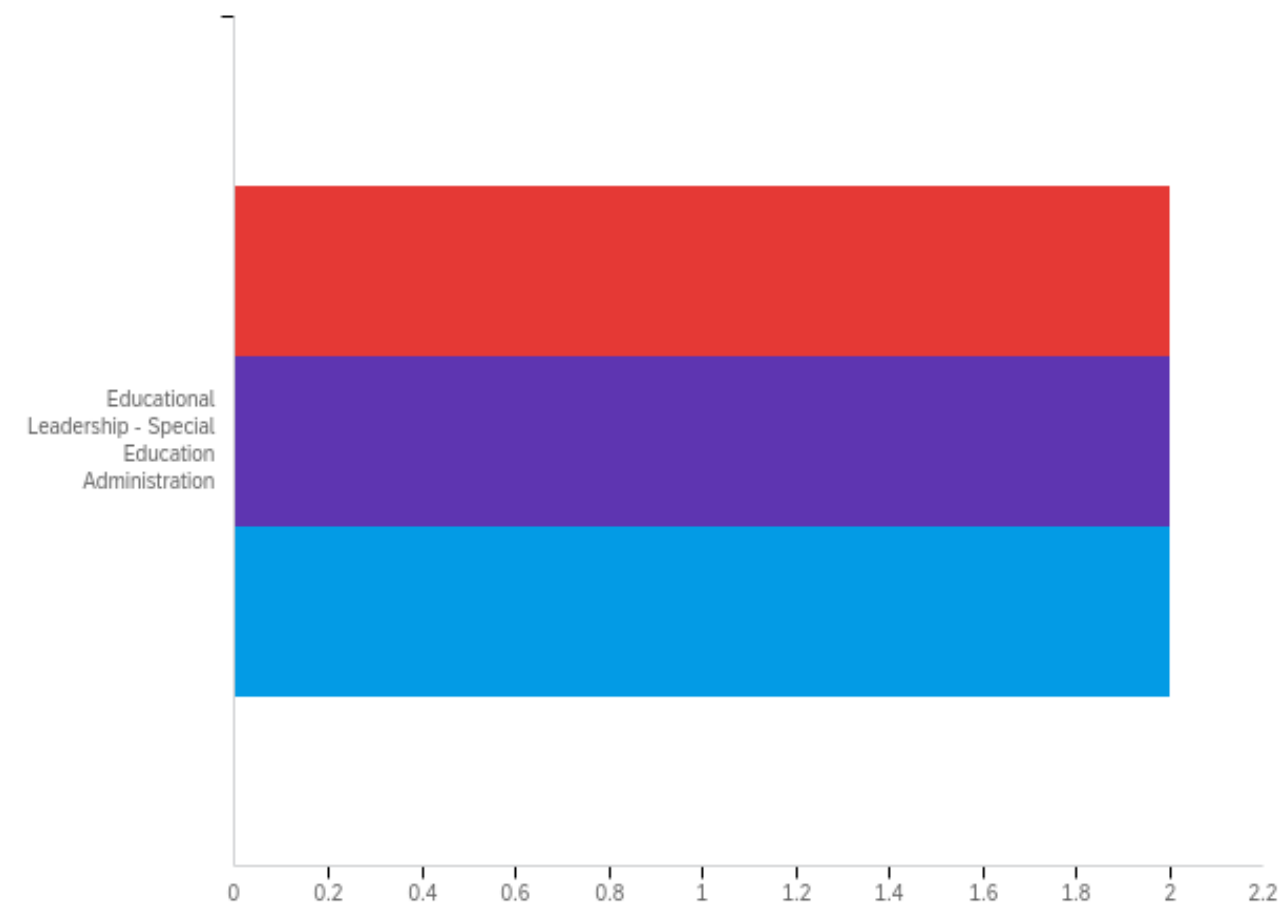
School Counseling

How could the writing assistance be improved?

Special Education

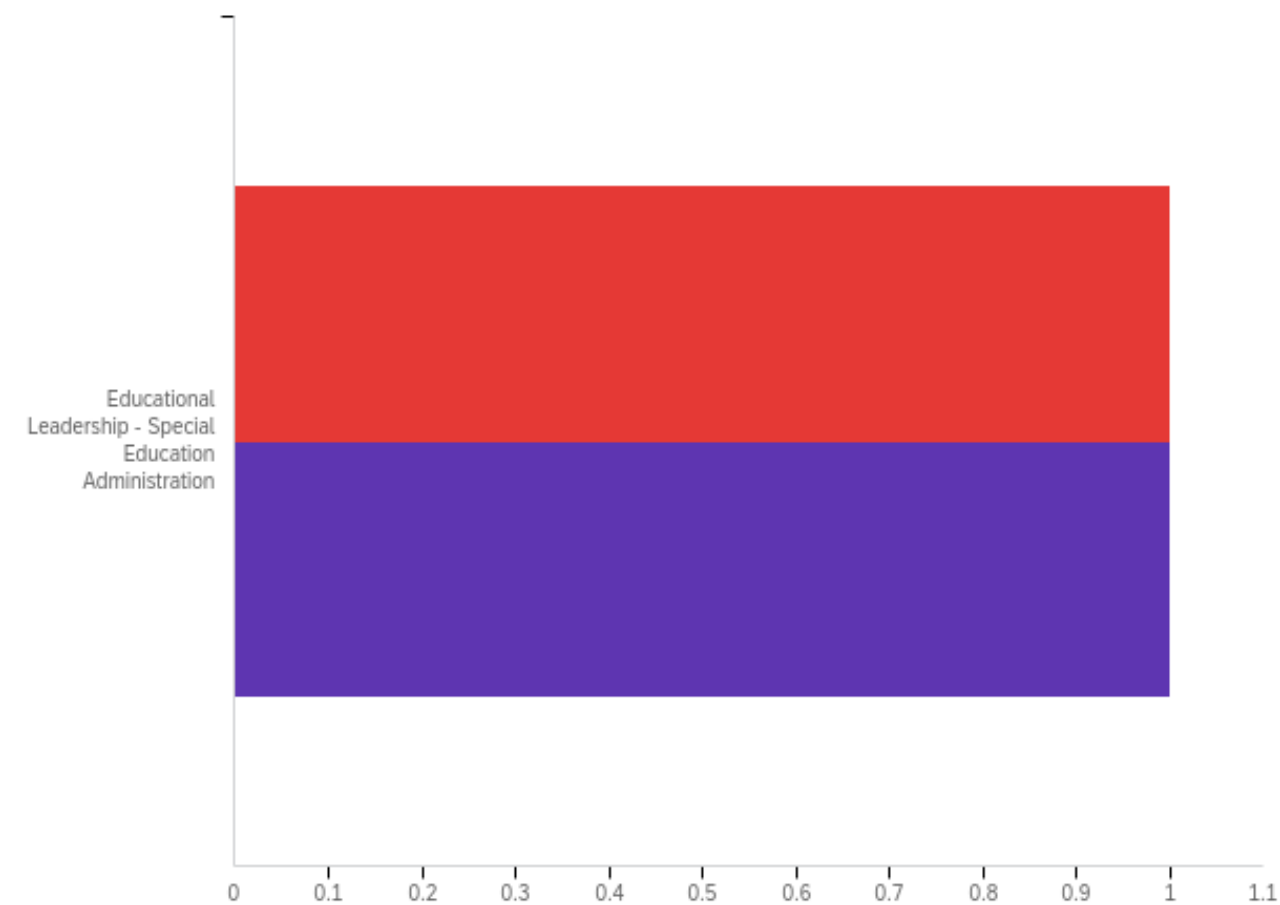
How could the writing assistance be improved?

Q25 - Please select the type of courses you completed as a part of your graduate program? (select all that apply)



#	Question	Educational Leadership - Special Education Administration	Total
1	Hybrid Courses (online and face-to-face)	100.00%	2
2	Fully Online Courses	100.00%	2
3	Traditional (face-to-face)	100.00%	2

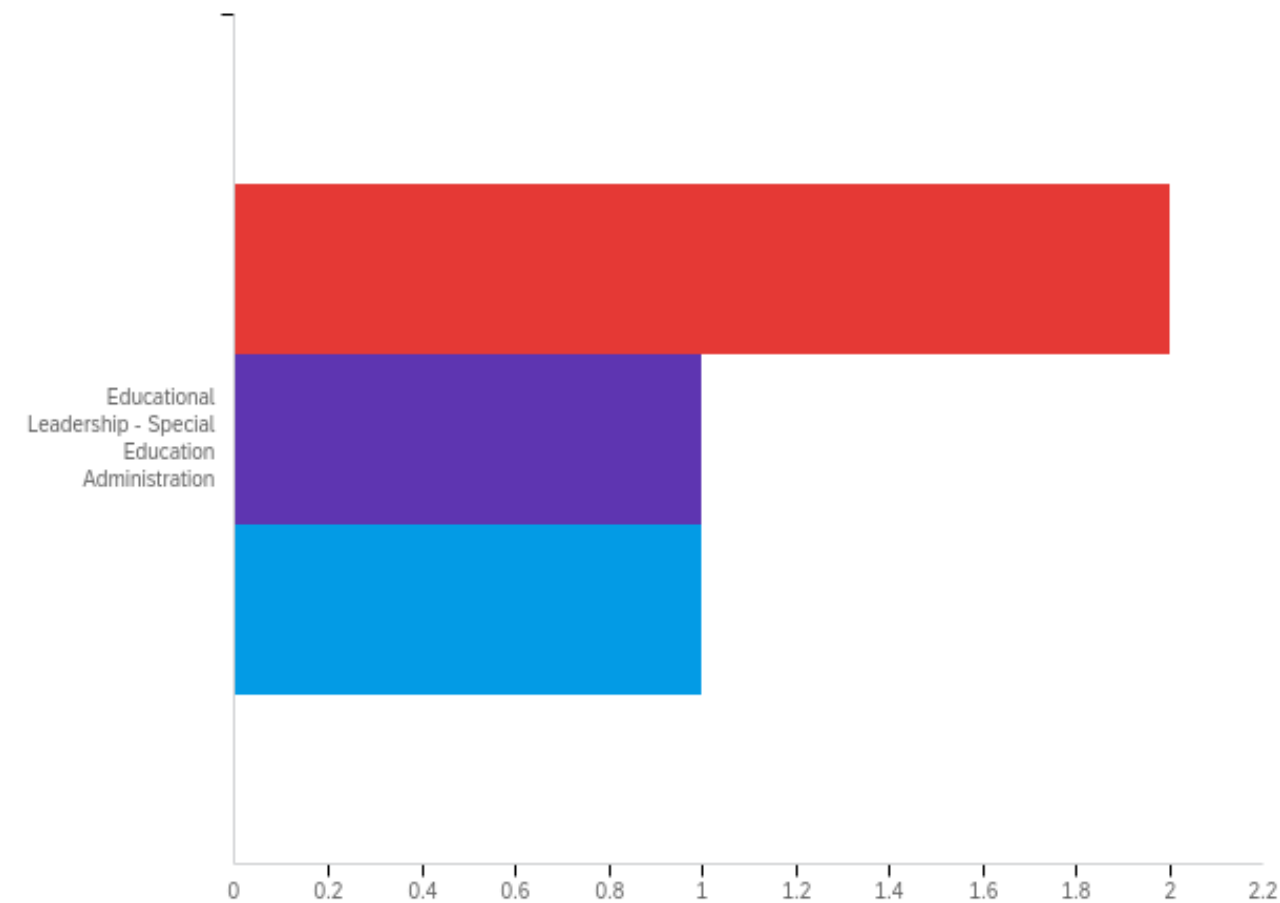
Q26 - How would you rate the educational quality of the online components of your course(s)?



#	Field	Minimum	Maximum	Mean	Std Deviation	Variance	Count
1	Educational Leadership - Special Education Administration	2.00	3.00	2.50	0.50	0.25	2

#	Question	Educational Leadership - Special Education Administration	Total
1	Very Good	100.00%	1
2	Good	100.00%	1

Q27 - What components of the online experience could have been improved? (select all that apply)



#	Question	Educational Leadership - Special Education Administration		Total
1	Clarity of assignments	100.00%	2	2
2	Clarity of course expectations	100.00%	1	1
7	Course workload expectations	100.00%	1	1

Q27_5_TEXT - Other - Educational Technology/Learning Design and Technology
Other - Text

Q27_5_TEXT - Other - Higher Education - Adult and Higher Education
Other - Text

Q27_5_TEXT - Other - Higher Education - College Student Affairs Leadership (CSAL)
Other - Text

Q27_5_TEXT - Other - Instruction and Curriculum - Advanced Content Specialization
Other - Text

Q27_5_TEXT - Other - Instruction and Curriculum - Early Childhood Education
Other - Text

Q27_5_TEXT - Other - Instruction and Curriculum - Educational Differentiation
Other - Text

Q27_5_TEXT - Other - Instruction and Curriculum - Elementary Education
Other - Text

Q27_5_TEXT - Other - Instruction and Curriculum - Secondary Education
Other - Text

Q27_5_TEXT - Other - Educational Leadership
Other - Text

Q27_5_TEXT - Other - Educational Leadership - Special Education Administration
Other - Text

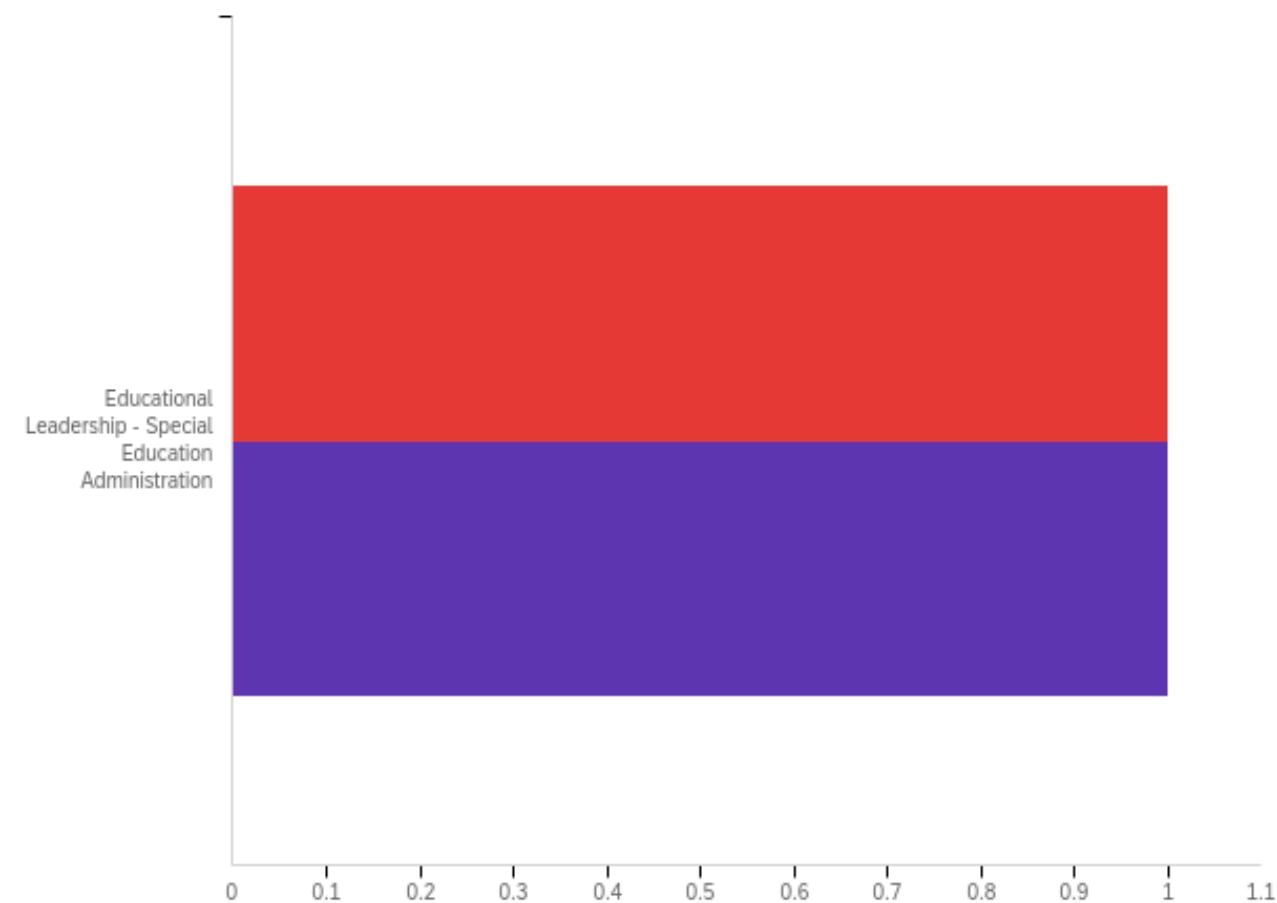
Q27_5_TEXT - Other - Educational Specialist in Leadership
Other - Text

Q27_5_TEXT - Other - Literacy Studies - Reading & Language Arts
Other - Text

Q27_5_TEXT - Other - School Counseling
Other - Text

Q27_5_TEXT - Other - Special Education
Other - Text

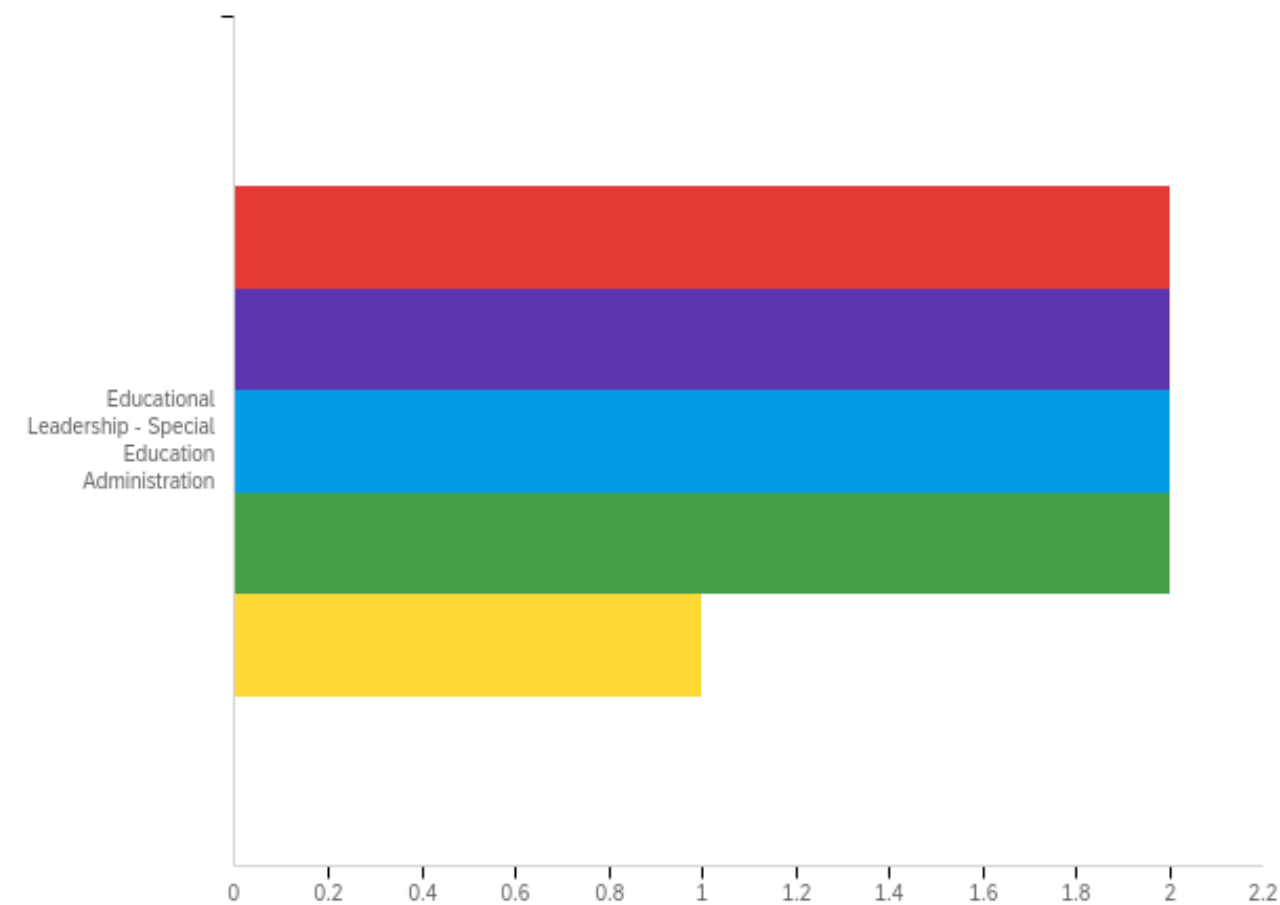
Q28 - If you have a choice of course format, which would you normally prefer?



#	Field	Minimum	Maximum	Mean	Std Deviation	Variance	Count
1	Educational Leadership - Special Education Administration	1.00	3.00	2.00	1.00	1.00	2

#	Question	Educational Leadership - Special Education Administration	Total
1	Hybrid Courses (online and face-to-face)	100.00%	1
2	Traditional (face-to-face)	100.00%	1

Q29 - Which of the following activities did you participate in during your graduate program? (select all that apply)



#	Question	Educational Leadership - Special Education Administration	Total
1	Attended a professional conference	100.00%	2
2	Community engagement related to your field of study	100.00%	2
3	Field experience	100.00%	2
4	Gave in-class presentations	100.00%	2
5	Participated in a learning community	100.00%	1

Q29_12_TEXT - Other - Educational Technology/Learning Design and Technology
 Other - Text

Q29_12_TEXT - Other - Higher Education - Adult and Higher Education
Other - Text

Q29_12_TEXT - Other - Higher Education - College Student Affairs Leadership (CSAL)
Other - Text

Q29_12_TEXT - Other - Instruction and Curriculum - Advanced Content Specialization
Other - Text

Q29_12_TEXT - Other - Instruction and Curriculum - Early Childhood Education
Other - Text

Q29_12_TEXT - Other - Instruction and Curriculum - Educational Differentiation
Other - Text

Q29_12_TEXT - Other - Instruction and Curriculum - Elementary Education
Other - Text

Q29_12_TEXT - Other - Instruction and Curriculum - Secondary Education
Other - Text

Q29_12_TEXT - Other - Educational Leadership
Other - Text

Q29_12_TEXT - Other - Educational Leadership - Special Education Administration
Other - Text

Q29_12_TEXT - Other - Educational Specialist in Leadership
Other - Text

Q29_12_TEXT - Other - Literacy Studies - Reading & Language Arts
Other - Text

Q29_12_TEXT - Other - School Counseling
Other - Text

Q29_12_TEXT - Other - Special Education
Other - Text

Q30 - To what degree were each of the following library services useful to your graduate studies? Please select Not Applicable if you did not know about or did not use the resource.



Error loading data



Error loading data



Error loading data



Error loading data



Error loading data



Error loading data



Error loading data



Error loading data



Error loading data



Error loading data



Error loading data



Educational Leadership - Special Education Administration

#	Field	Minimum	Maximum	Mean	Std Deviation	Variance	Count
1	Library Spaces (Study rooms, Building Use, etc)	3.00	3.00	3.00	0.00	0.00	1
2	Physical/Print Library Materials	5.00	5.00	5.00	0.00	0.00	1
3	Library Online Databases and/or Journals	1.00	1.00	1.00	0.00	0.00	1
4	Subject Librarian Meetings (Individual or Classroom)	3.00	3.00	3.00	0.00	0.00	1
5	Course/E-reserves	3.00	3.00	3.00	0.00	0.00	1
6	Document Delivery/ Interlibrary Loan	1.00	1.00	1.00	0.00	0.00	1

Unable to export widget. Please contact Qualtrics Support.

Q31 - You indicated that an aspect of library services was "not useful." Could you tell us how we might improve the library experience?

Educational Technology/Learning Design and Technology

You indicated that an aspect of library services was "not useful." Could you tell us how we might improve the library experience?

Higher Education - Adult and Higher Education

You indicated that an aspect of library services was "not useful." Could you tell us how we might improve the library experience?

Higher Education - College Student Affairs Leadership (CSAL)

You indicated that an aspect of library services was "not useful." Could you tell us how we might improve the library experience?

Instruction and Curriculum - Advanced Content Specialization

You indicated that an aspect of library services was "not useful." Could you tell us how we might improve the library experience?

Instruction and Curriculum - Early Childhood Education

You indicated that an aspect of library services was "not useful." Could you tell us how we might improve the library experience?

Instruction and Curriculum - Educational Differentiation

You indicated that an aspect of library services was "not useful." Could you tell us how we might improve the library experience?

Instruction and Curriculum - Elementary Education

You indicated that an aspect of library services was "not useful." Could you tell us how we might improve the library experience?

Instruction and Curriculum - Secondary Education

You indicated that an aspect of library services was "not useful." Could you tell us how we might improve the library experience?

Educational Leadership

You indicated that an aspect of library services was "not useful." Could you tell us how we might improve the library experience?

Educational Leadership - Special Education Administration

You indicated that an aspect of library services was "not useful." Could you tell us how we might improve the library experience?

It's more convenient for me to get digital materials than physical print just based on location and time. Digital resources were more than sufficient!!

Educational Specialist in Leadership

You indicated that an aspect of library services was "not useful." Could you tell us how we might improve the library experience?

Literacy Studies - Reading & Language Arts

You indicated that an aspect of library services was "not useful." Could you tell us how we might improve the library experience?

School Counseling

You indicated that an aspect of library services was "not useful." Could you tell us how we might improve the library experience?

Special Education

You indicated that an aspect of library services was "not useful." Could you tell us how we might improve the library experience?

Q32 - What more would you like to tell us about your experience with library services?

Educational Technology/Learning Design and Technology

What more would you like to tell us about your experience with library services?

Higher Education - Adult and Higher Education

What more would you like to tell us about your experience with library services?

Higher Education - College Student Affairs Leadership (CSAL)

What more would you like to tell us about your experience with library services?

Instruction and Curriculum - Advanced Content Specialization

What more would you like to tell us about your experience with library services?

Instruction and Curriculum - Early Childhood Education

What more would you like to tell us about your experience with library services?

Instruction and Curriculum - Educational Differentiation

What more would you like to tell us about your experience with library services?

Instruction and Curriculum - Elementary Education

What more would you like to tell us about your experience with library services?

Instruction and Curriculum - Secondary Education

What more would you like to tell us about your experience with library services?

Educational Leadership

What more would you like to tell us about your experience with library services?

Educational Leadership - Special Education Administration

What more would you like to tell us about your experience with library services?

n/a

Databases were very helpful and had many resources. I had to take a session with a librarian as part of an undergraduate course so felt the requirement to take it as part of a graduate course was redundant.

Educational Specialist in Leadership

What more would you like to tell us about your experience with library services?

Literacy Studies - Reading & Language Arts

What more would you like to tell us about your experience with library services?

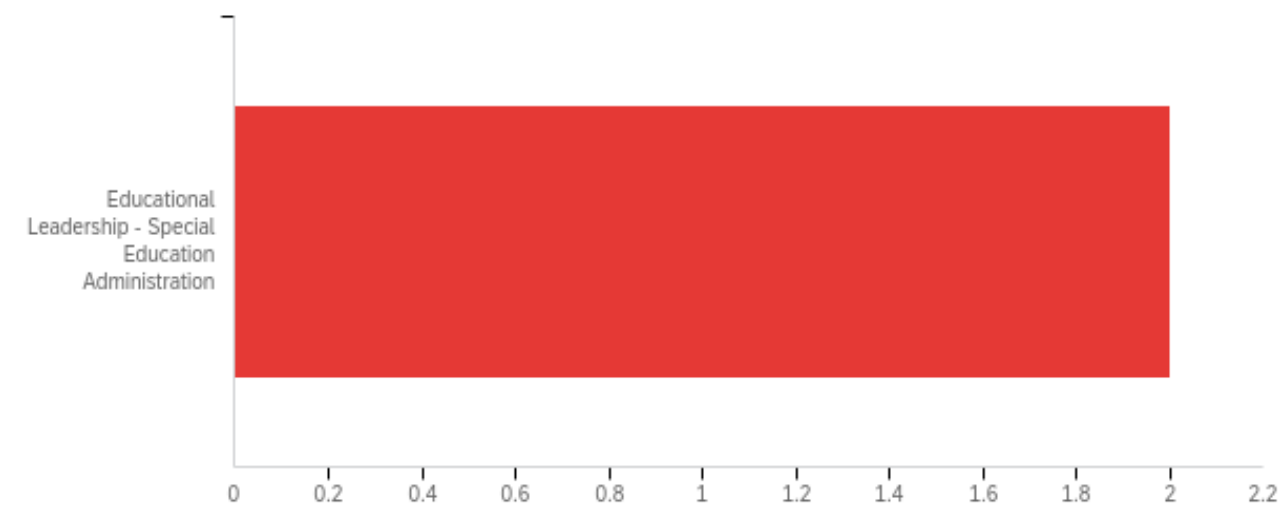
School Counseling

What more would you like to tell us about your experience with library services?

Special Education

What more would you like to tell us about your experience with library services?

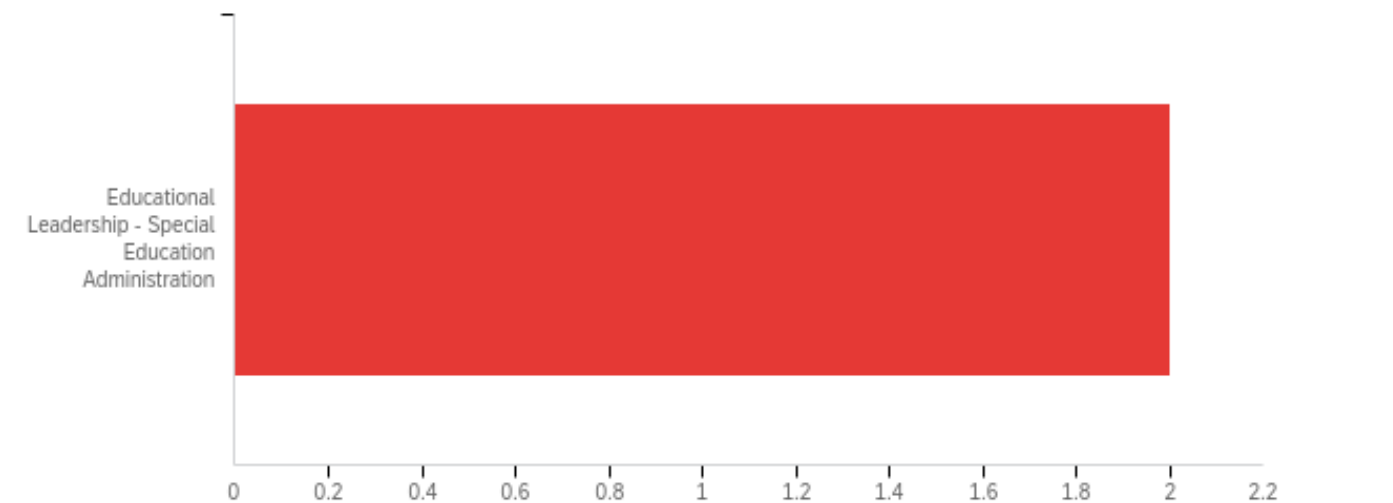
Q33 - Did you receive any formal academic advising during your time at GVSU?



#	Field	Minimum	Maximum	Mean	Std Deviation	Variance	Count
1	Educational Leadership - Special Education Administration	1.00	1.00	1.00	0.00	0.00	2

#	Question	Educational Leadership - Special Education Administration		Total
1	Yes, I sought and received academic advising	100.00%	2	2

Q34 - From whom did you primarily seek academic advising?



#	Field	Minimum	Maximum	Mean	Std Deviation	Variance	Count
1	Educational Leadership - Special Education Administration	1.00	1.00	1.00	0.00	0.00	2

#	Question	Educational Leadership - Special Education Administration	Total
1	My Graduate Program Director (GPD)	100.00%	2

Q34_5_TEXT - Other - Educational Technology/Learning Design and Technology
Other - Text

Q34_5_TEXT - Other - Higher Education - Adult and Higher Education
Other - Text

Q34_5_TEXT - Other - Higher Education - College Student Affairs Leadership (CSAL)
Other - Text

Q34_5_TEXT - Other - Instruction and Curriculum - Advanced Content Specialization
Other - Text

Q34_5_TEXT - Other - Instruction and Curriculum - Early Childhood Education
Other - Text

Q34_5_TEXT - Other - Instruction and Curriculum - Educational Differentiation
Other - Text

Q34_5_TEXT - Other - Instruction and Curriculum - Elementary Education
Other - Text

Q34_5_TEXT - Other - Instruction and Curriculum - Secondary Education
Other - Text

Q34_5_TEXT - Other - Educational Leadership
Other - Text

Q34_5_TEXT - Other - Educational Leadership - Special Education Administration
Other - Text

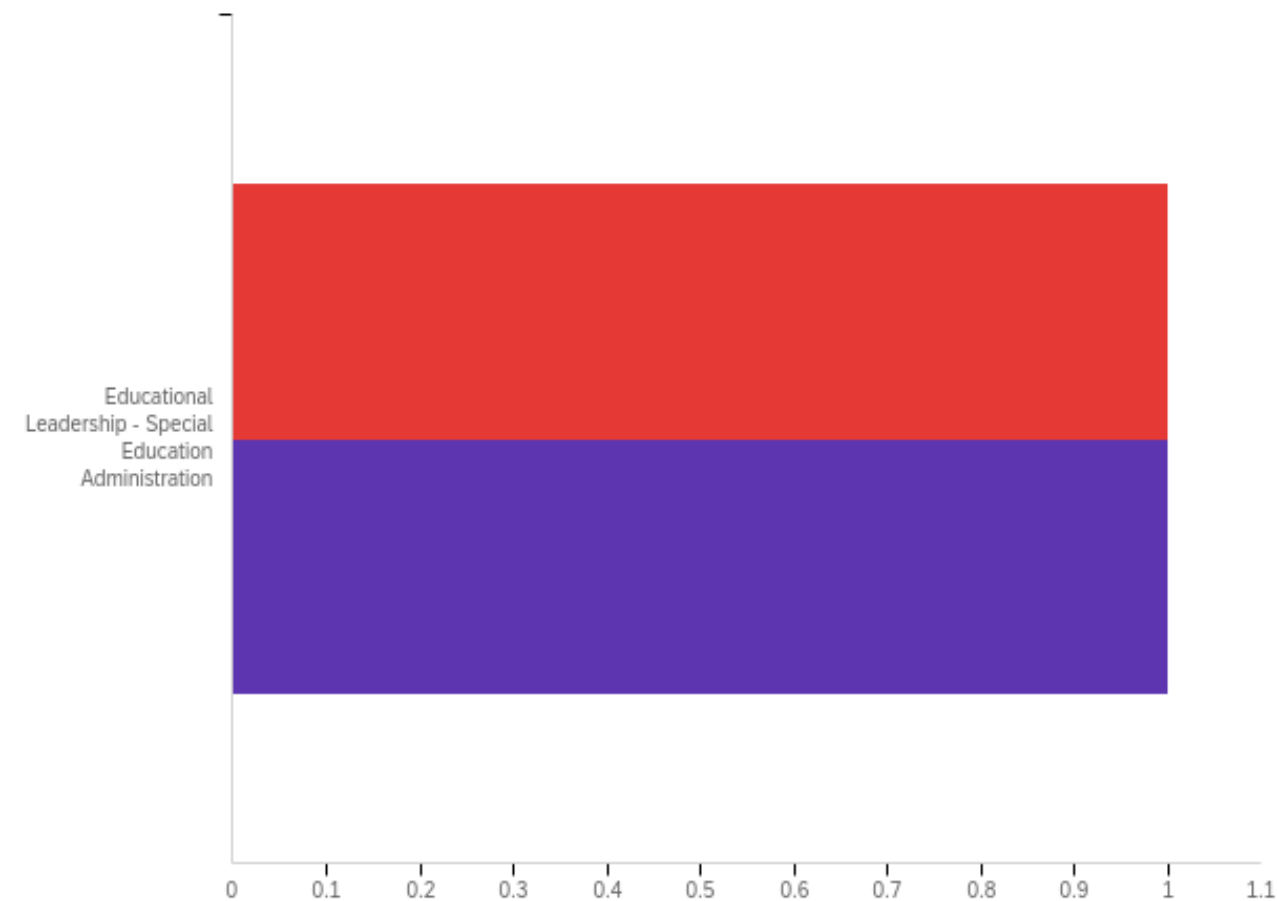
Q34_5_TEXT - Other - Educational Specialist in Leadership
Other - Text

Q34_5_TEXT - Other - Literacy Studies - Reading & Language Arts
Other - Text

Q34_5_TEXT - Other - School Counseling
Other - Text

Q34_5_TEXT - Other - Special Education
Other - Text

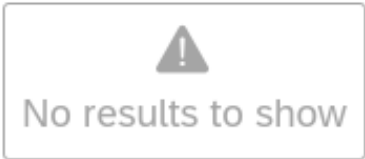
Q35 - Please rate the quality of the academic advising you received from your GPD:



#	Field	Minimum	Maximum	Mean	Std Deviation	Variance	Count
1	Educational Leadership - Special Education Administration	1.00	2.00	1.50	0.50	0.25	2

#	Question	Educational Leadership - Special Education Administration		Total
1	Excellent	100.00%	1	1
2	Very Good	100.00%	1	1

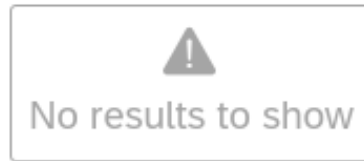
Q64 - Please rate the quality of the academic advising you received from your academic advisor:



#

#

Q36 - Please explain why you felt the quality of academic advising you received from the GPD was fair or poor (select all that apply):



#

Q36_6_TEXT - Other - Educational Technology/Learning Design and Technology
Other - Text

Q36_6_TEXT - Other - Higher Education - Adult and Higher Education
Other - Text

Q36_6_TEXT - Other - Higher Education - College Student Affairs Leadership (CSAL)
Other - Text

Q36_6_TEXT - Other - Instruction and Curriculum - Advanced Content Specialization
Other - Text

Q36_6_TEXT - Other - Instruction and Curriculum - Early Childhood Education
Other - Text

Q36_6_TEXT - Other - Instruction and Curriculum - Educational Differentiation
Other - Text

Q36_6_TEXT - Other - Instruction and Curriculum - Elementary Education
Other - Text

Q36_6_TEXT - Other - Instruction and Curriculum - Secondary Education
Other - Text

Q36_6_TEXT - Other - Educational Leadership
Other - Text

Q36_6_TEXT - Other - Educational Leadership - Special Education Administration
Other - Text

Q36_6_TEXT - Other - Educational Specialist in Leadership
Other - Text

Q36_6_TEXT - Other - Literacy Studies - Reading & Language Arts
Other - Text

Q36_6_TEXT - Other - School Counseling
Other - Text

Q36_6_TEXT - Other - Special Education
Other - Text

Q66 - Please explain why you felt the quality of academic advising you received from your academic advisor was fair or poor (select all that apply):



#

#

Q66_6_TEXT - Other - Educational Technology/Learning Design and Technology
Other - Text

Q66_6_TEXT - Other - Higher Education - Adult and Higher Education
Other - Text

Q66_6_TEXT - Other - Higher Education - College Student Affairs Leadership (CSAL)
Other - Text

Q66_6_TEXT - Other - Instruction and Curriculum - Advanced Content Specialization
Other - Text

Q66_6_TEXT - Other - Instruction and Curriculum - Early Childhood Education
Other - Text

Q66_6_TEXT - Other - Instruction and Curriculum - Educational Differentiation
Other - Text

Q66_6_TEXT - Other - Instruction and Curriculum - Elementary Education
Other - Text

Q66_6_TEXT - Other - Instruction and Curriculum - Secondary Education
Other - Text

Q66_6_TEXT - Other - Educational Leadership

Other - Text

Q66_6_TEXT - Other - Educational Leadership - Special Education Administration

Other - Text

Q66_6_TEXT - Other - Educational Specialist in Leadership

Other - Text

Q66_6_TEXT - Other - Literacy Studies - Reading & Language Arts

Other - Text

Q66_6_TEXT - Other - School Counseling

Other - Text

Q66_6_TEXT - Other - Special Education

Other - Text

Q37 - Please explain why you chose not to seek academic advising from your assigned graduate advisor (select all that apply):



#

Q37_4_TEXT - Other - Educational Technology/Learning Design and Technology
Other - Text

Q37_4_TEXT - Other - Higher Education - Adult and Higher Education
Other - Text

Q37_4_TEXT - Other - Higher Education - College Student Affairs Leadership (CSAL)
Other - Text

Q37_4_TEXT - Other - Instruction and Curriculum - Advanced Content Specialization
Other - Text

Q37_4_TEXT - Other - Instruction and Curriculum - Early Childhood Education
Other - Text

Q37_4_TEXT - Other - Instruction and Curriculum - Educational Differentiation
Other - Text

Q37_4_TEXT - Other - Instruction and Curriculum - Elementary Education
Other - Text

Q37_4_TEXT - Other - Instruction and Curriculum - Secondary Education
Other - Text

Q37_4_TEXT - Other - Educational Leadership
Other - Text

Q37_4_TEXT - Other - Educational Leadership - Special Education Administration
Other - Text

Q37_4_TEXT - Other - Educational Specialist in Leadership
Other - Text

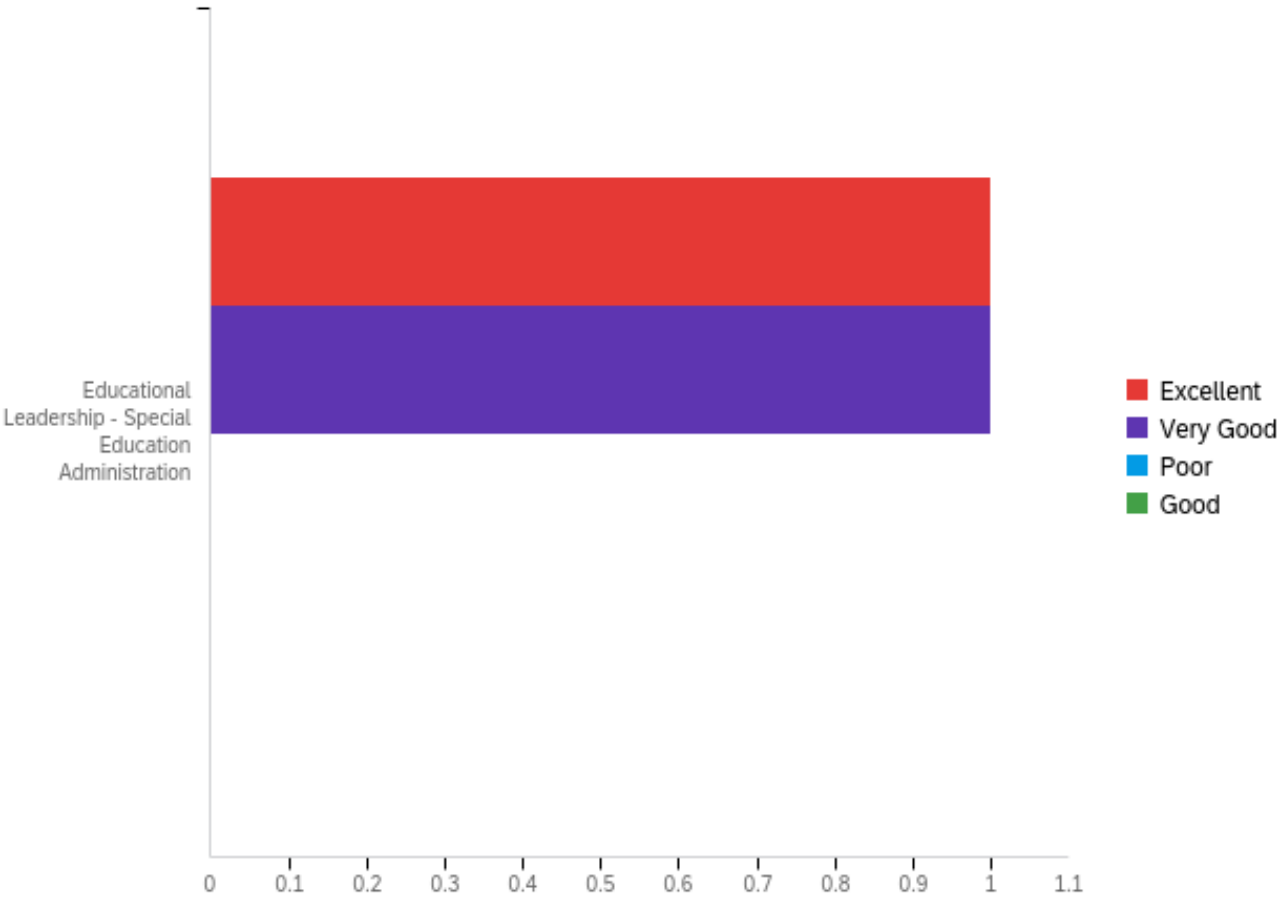
Q37_4_TEXT - Other - Literacy Studies - Reading & Language Arts
Other - Text

Q37_4_TEXT - Other - School Counseling
Other - Text

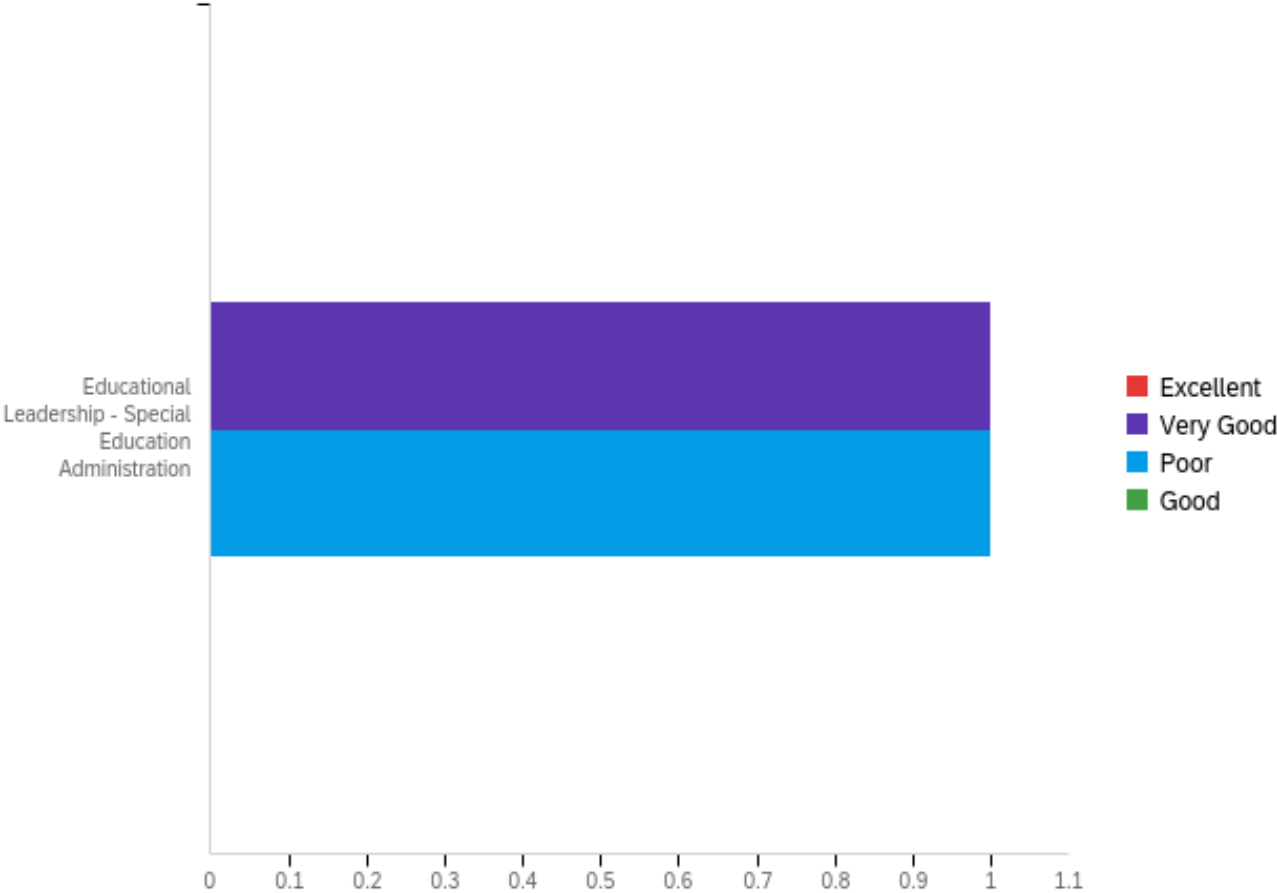
Q37_4_TEXT - Other - Special Education
Other - Text

Q38 - Overall, how would you rate the quality of your:

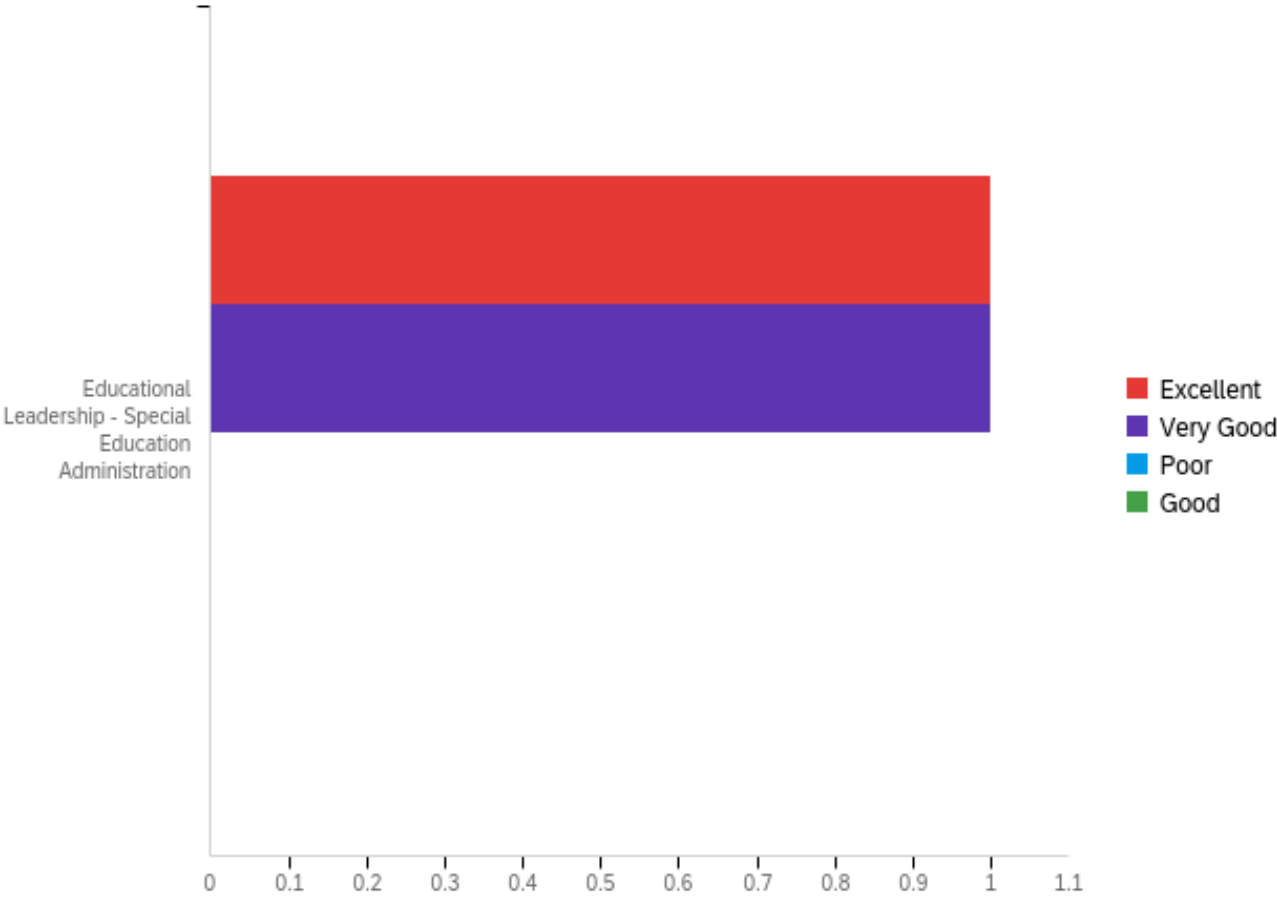
Academic experience at this university



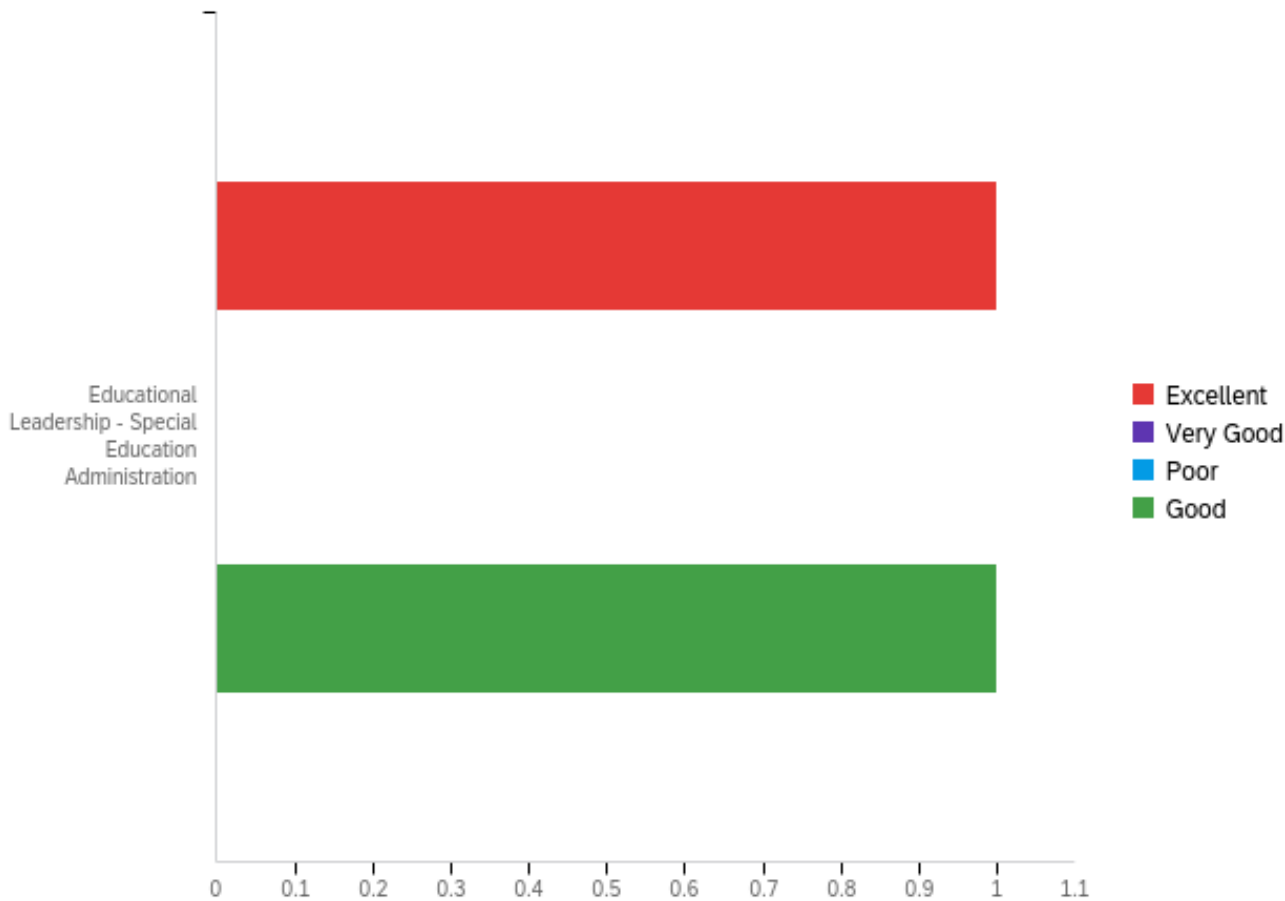
Student life experiences at this university



Graduate/professional program at this university



Overall experience at this university



Educational Leadership - Special Education Administration

#	Field	Minimum	Maximum	Mean	Std Deviation	Variance	Count
1	Academic experience at this university	1.00	2.00	1.50	0.50	0.25	2
2	Student life experiences at this university	2.00	5.00	3.50	1.50	2.25	2
3	Graduate/professional program at this university	1.00	2.00	1.50	0.50	0.25	2
4	Overall experience at this university	1.00	3.00	2.00	1.00	1.00	2

Academic experience at this university

#	Question	Educational Leadership - Special Education Administration			Total
1	Excellent	100.00%	1		1
2	Very Good	100.00%	1		1

3	Poor	0.00%	0	0
4	Good	0.00%	0	0

Student life experiences at this university

#	Question	Educational Leadership - Special Education Administration		Total
1	Excellent	0.00%	0	0
2	Very Good	100.00%	1	1
3	Poor	100.00%	1	1
4	Good	0.00%	0	0

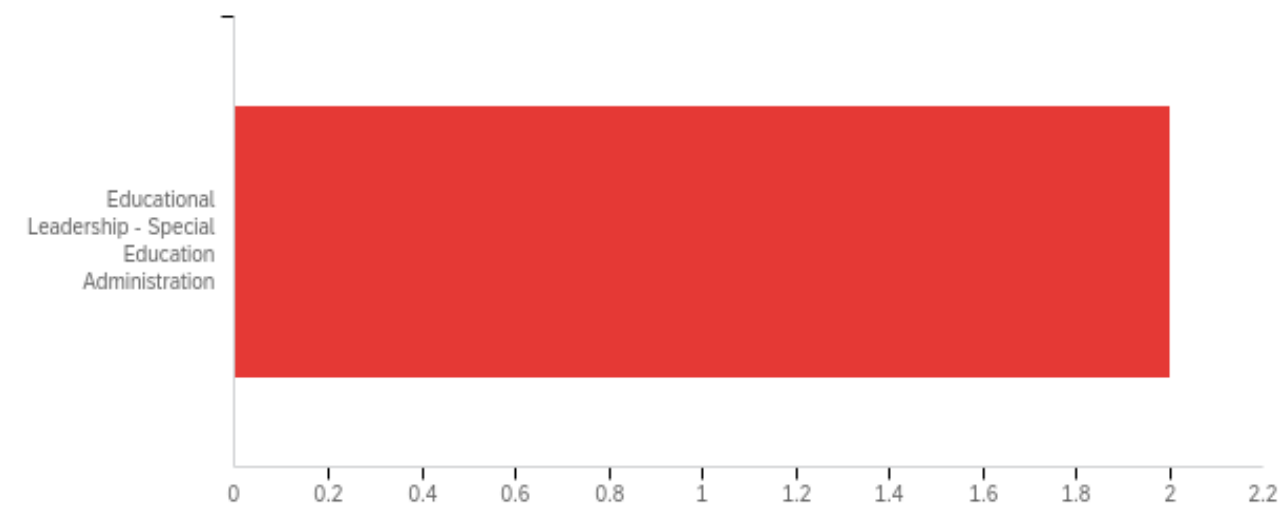
Graduate/professional program at this university

#	Question	Educational Leadership - Special Education Administration		Total
1	Excellent	100.00%	1	1
2	Very Good	100.00%	1	1
3	Poor	0.00%	0	0
4	Good	0.00%	0	0

Overall experience at this university

#	Question	Educational Leadership - Special Education Administration		Total
1	Excellent	100.00%	1	1
2	Very Good	0.00%	0	0
3	Poor	0.00%	0	0
4	Good	100.00%	1	1

Q39 - If you were to start graduate school over, would you choose the same field of study? If no, what reason(s) would you offer?



#	Field	Minimum	Maximum	Mean	Std Deviation	Variance	Count
1	Educational Leadership - Special Education Administration	1.00	1.00	1.00	0.00	0.00	2

#	Question	Educational Leadership - Special Education Administration	Total
1	Yes	100.00%	2

Q39_2_TEXT - No - Educational Technology/Learning Design and Technology
No - Text

Q39_2_TEXT - No - Higher Education - Adult and Higher Education
No - Text

Q39_2_TEXT - No - Higher Education - College Student Affairs Leadership (CSAL)
No - Text

Q39_2_TEXT - No - Instruction and Curriculum - Advanced Content Specialization
No - Text

Q39_2_TEXT - No - Instruction and Curriculum - Early Childhood Education
No - Text

Q39_2_TEXT - No - Instruction and Curriculum - Educational Differentiation
No - Text

Q39_2_TEXT - No - Instruction and Curriculum - Elementary Education
No - Text

Q39_2_TEXT - No - Instruction and Curriculum - Secondary Education
No - Text

Q39_2_TEXT - No - Educational Leadership
No - Text

Q39_2_TEXT - No - Educational Leadership - Special Education Administration
No - Text

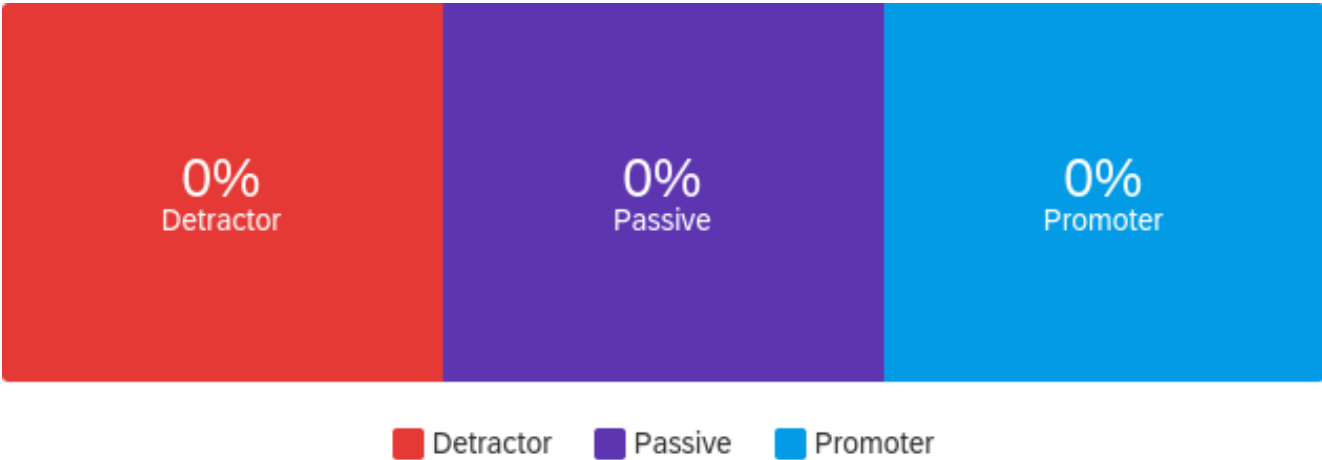
Q39_2_TEXT - No - Educational Specialist in Leadership
No - Text

Q39_2_TEXT - No - Literacy Studies - Reading & Language Arts
No - Text

Q39_2_TEXT - No - School Counseling
No - Text

Q39_2_TEXT - No - Special Education
No - Text


Q40 - How likely are you to recommend your program to a friend or an acquaintance looking to advance their careers in healthcare?



Educational Leadership - Special Education
Administration



Q41 - How satisfied are you with your graduate program of study?

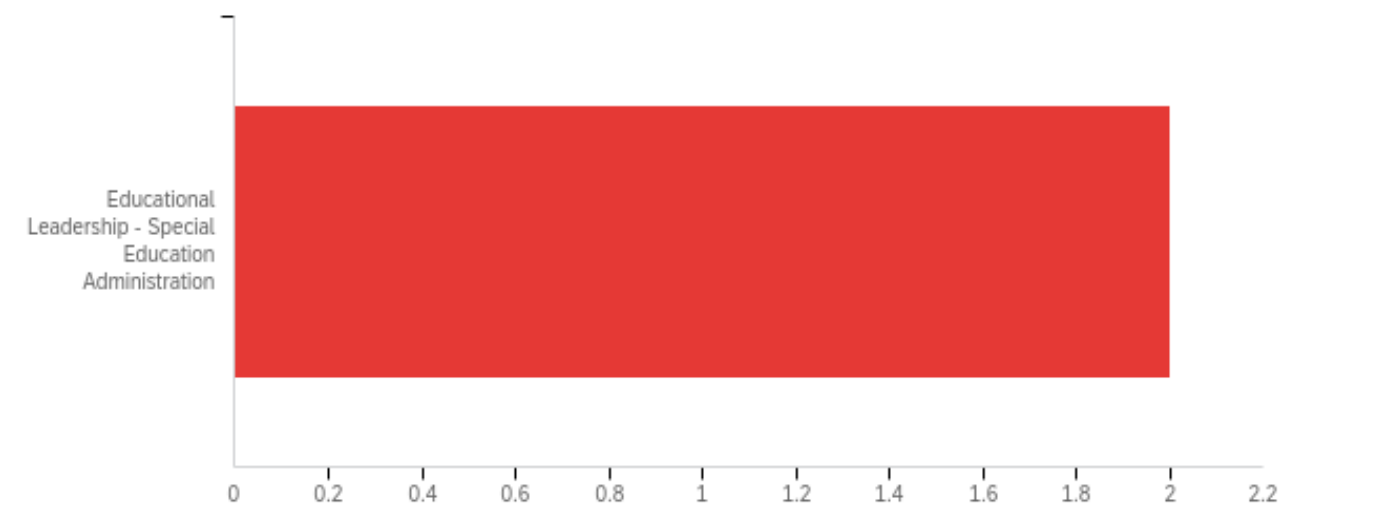


No results to show

#

#

Q42 - If you were to start graduate school over, would you still choose to come to GVSU?
If no, what reason(s) would you offer?



#	Field	Minimum	Maximum	Mean	Std Deviation	Variance	Count
1	Educational Leadership - Special Education Administration	1.00	1.00	1.00	0.00	0.00	2

#	Question	Educational Leadership - Special Education Administration	Total
1	Yes	100.00%	2

Q42_2_TEXT - No - Educational Technology/Learning Design and Technology
No - Text

Q42_2_TEXT - No - Higher Education - Adult and Higher Education
No - Text

Q42_2_TEXT - No - Higher Education - College Student Affairs Leadership (CSAL)
No - Text

Q42_2_TEXT - No - Instruction and Curriculum - Advanced Content Specialization
No - Text

Q42_2_TEXT - No - Instruction and Curriculum - Early Childhood Education
No - Text

Q42_2_TEXT - No - Instruction and Curriculum - Educational Differentiation
No - Text

Q42_2_TEXT - No - Instruction and Curriculum - Elementary Education
No - Text

Q42_2_TEXT - No - Instruction and Curriculum - Secondary Education
No - Text

Q42_2_TEXT - No - Educational Leadership
No - Text

Q42_2_TEXT - No - Educational Leadership - Special Education Administration
No - Text

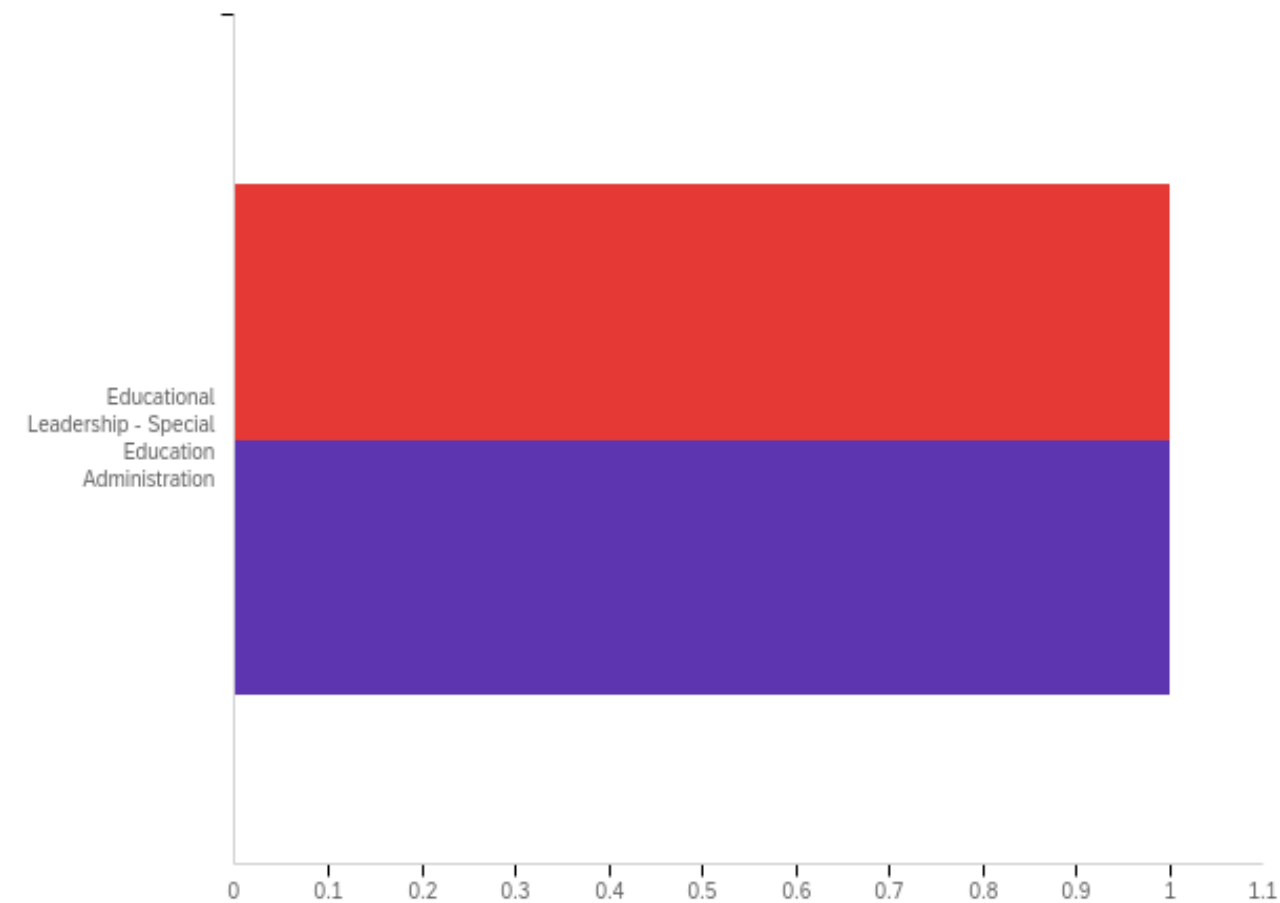
Q42_2_TEXT - No - Educational Specialist in Leadership
No - Text

Q42_2_TEXT - No - Literacy Studies - Reading & Language Arts
No - Text

Q42_2_TEXT - No - School Counseling
No - Text

Q42_2_TEXT - No - Special Education
No - Text

Q43 - Would you recommend GVSU to someone considering your graduate degree program?



#	Field	Minimum	Maximum	Mean	Std Deviation	Variance	Count
1	Educational Leadership - Special Education Administration	1.00	2.00	1.50	0.50	0.25	2

#	Question	Educational Leadership - Special Education Administration	Total
1	Definitely yes	100.00%	1
2	Yes	100.00%	1

Q44 - What was the highlight of your graduate degree program?

Educational Technology/Learning Design and Technology

What was the highlight of your graduate degree program?

Higher Education - Adult and Higher Education

What was the highlight of your graduate degree program?

Higher Education - College Student Affairs Leadership (CSAL)

What was the highlight of your graduate degree program?

Instruction and Curriculum - Advanced Content Specialization

What was the highlight of your graduate degree program?

Instruction and Curriculum - Early Childhood Education

What was the highlight of your graduate degree program?

Instruction and Curriculum - Educational Differentiation

What was the highlight of your graduate degree program?

Instruction and Curriculum - Elementary Education

What was the highlight of your graduate degree program?

Instruction and Curriculum - Secondary Education

What was the highlight of your graduate degree program?

Educational Leadership

What was the highlight of your graduate degree program?

Educational Leadership - Special Education Administration

What was the highlight of your graduate degree program?

completing the program

The clinical practicums, which were part of my degree.

Educational Specialist in Leadership

What was the highlight of your graduate degree program?

Literacy Studies - Reading & Language Arts

What was the highlight of your graduate degree program?

School Counseling

What was the highlight of your graduate degree program?

Special Education

What was the highlight of your graduate degree program?

Q45 - What could be improved for your graduate degree program?

Educational Technology/Learning Design and Technology

What could be improved for your graduate degree program?

Higher Education - Adult and Higher Education

What could be improved for your graduate degree program?

Higher Education - College Student Affairs Leadership (CSAL)

What could be improved for your graduate degree program?

Instruction and Curriculum - Advanced Content Specialization

What could be improved for your graduate degree program?

Instruction and Curriculum - Early Childhood Education

What could be improved for your graduate degree program?

Instruction and Curriculum - Educational Differentiation

What could be improved for your graduate degree program?

Instruction and Curriculum - Elementary Education

What could be improved for your graduate degree program?

Instruction and Curriculum - Secondary Education

What could be improved for your graduate degree program?

Educational Leadership

What could be improved for your graduate degree program?

Educational Leadership - Special Education Administration

What could be improved for your graduate degree program?

Allowing those who earned certificate participate in graduation ceremonies, they worked just as hard as those who did not have a Masters Degree already, they should be recognized for their accomplishments

If possible, less courses for special education! It's a very large masters course and gets expensive.

Educational Specialist in Leadership

What could be improved for your graduate degree program?

Literacy Studies - Reading & Language Arts

What could be improved for your graduate degree program?

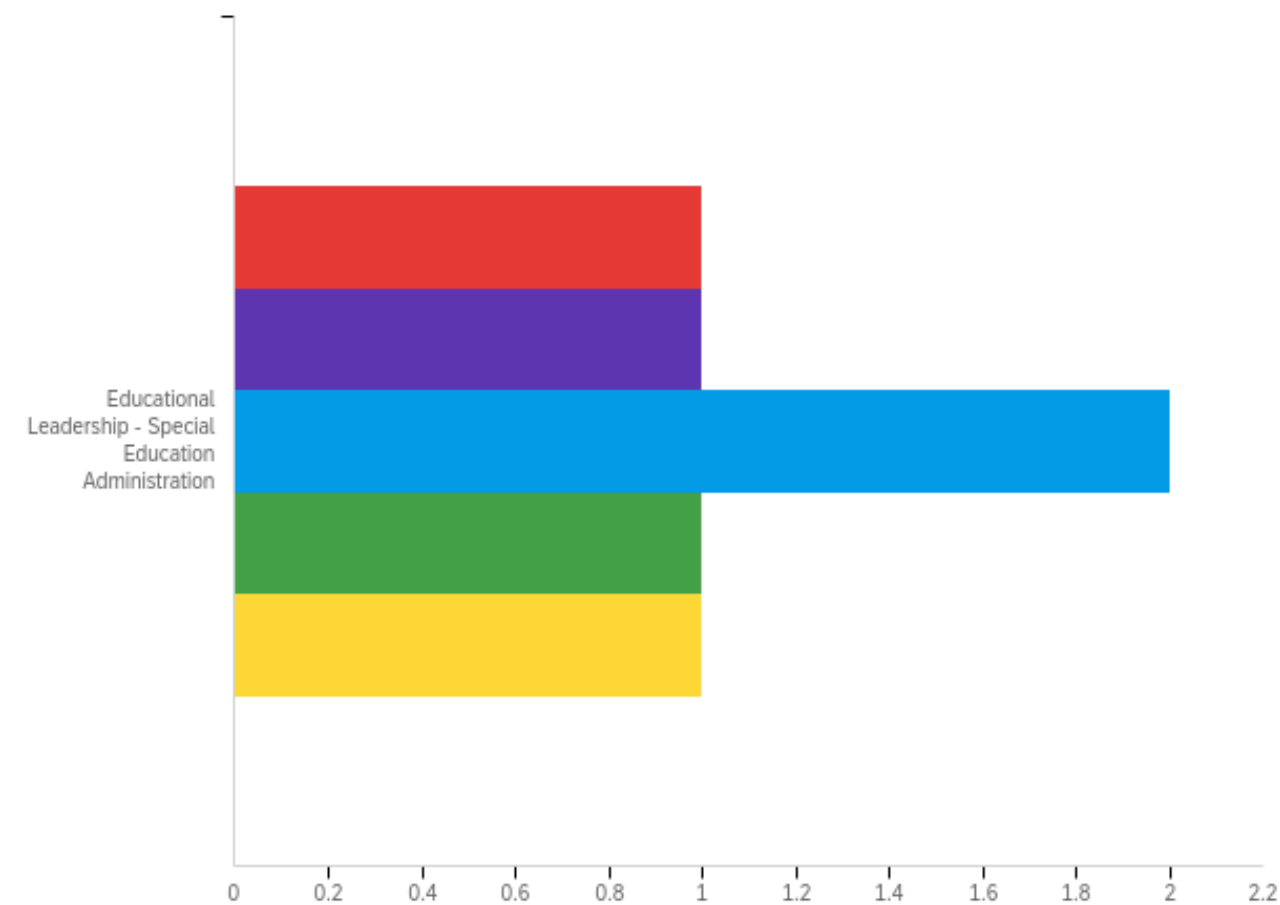
School Counseling

What could be improved for your graduate degree program?

Special Education

What could be improved for your graduate degree program?

Q46 - Which of the following was the most significant obstacle to your academic progress toward degree completion during graduate school? (select all that apply)



#	Question	Educational Leadership - Special Education Administration		Total
1	Family obligations	100.00%	1	1
2	Course scheduling/availability	100.00%	1	1
3	Financials	100.00%	2	2
4	Mental/Physical Health	100.00%	1	1
5	Employment	100.00%	1	1

Q46_8_TEXT - Other - Educational Technology/Learning Design and Technology
Other - Text

Q46_8_TEXT - Other - Higher Education - Adult and Higher Education
Other - Text

Q46_8_TEXT - Other - Higher Education - College Student Affairs Leadership (CSAL)
Other - Text

Q46_8_TEXT - Other - Instruction and Curriculum - Advanced Content Specialization
Other - Text

Q46_8_TEXT - Other - Instruction and Curriculum - Early Childhood Education
Other - Text

Q46_8_TEXT - Other - Instruction and Curriculum - Educational Differentiation
Other - Text

Q46_8_TEXT - Other - Instruction and Curriculum - Elementary Education
Other - Text

Q46_8_TEXT - Other - Instruction and Curriculum - Secondary Education
Other - Text

Q46_8_TEXT - Other - Educational Leadership
Other - Text

Q46_8_TEXT - Other - Educational Leadership - Special Education Administration
Other - Text

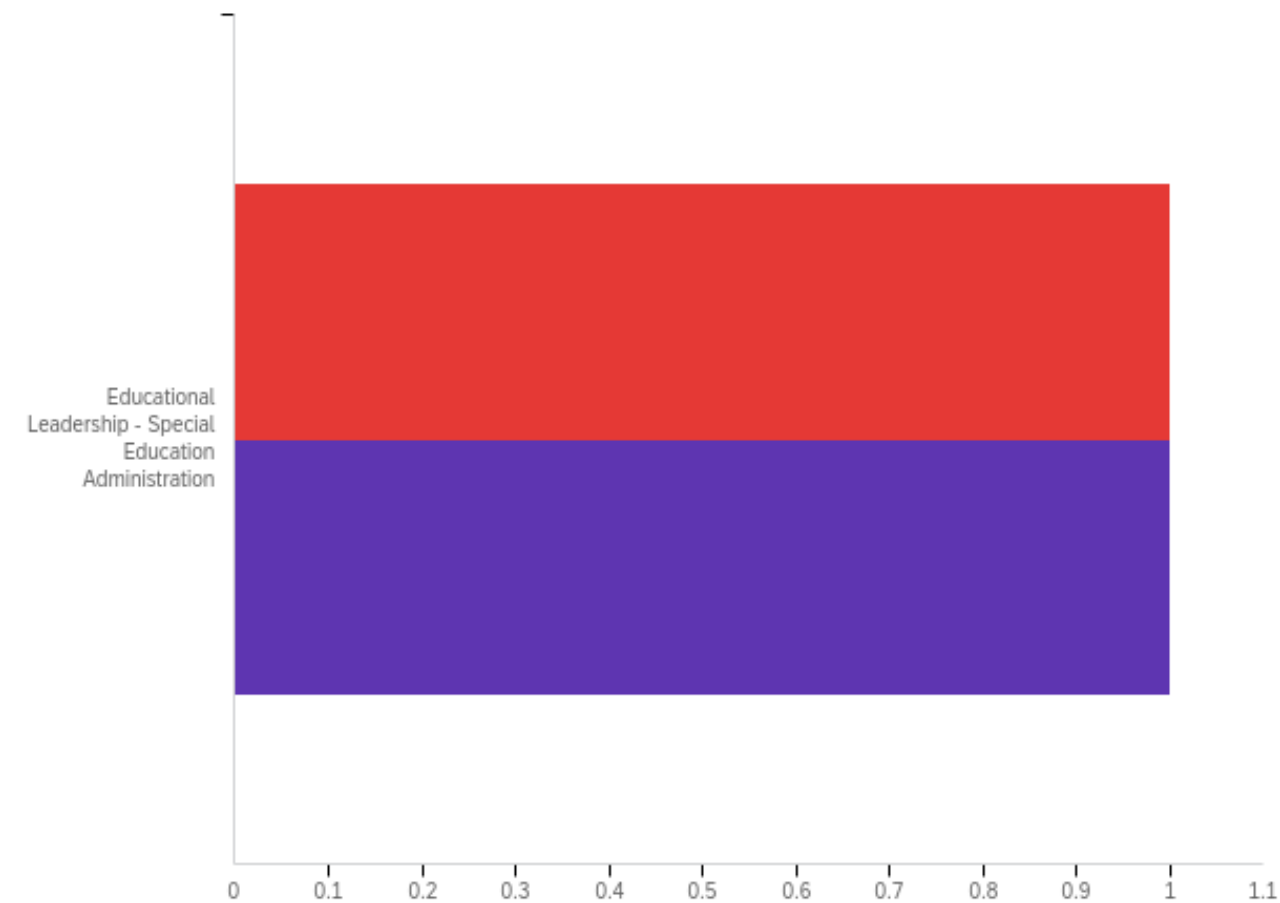
Q46_8_TEXT - Other - Educational Specialist in Leadership
Other - Text

Q46_8_TEXT - Other - Literacy Studies - Reading & Language Arts
Other - Text

Q46_8_TEXT - Other - School Counseling
Other - Text

Q46_8_TEXT - Other - Special Education
Other - Text

Q47 - Do you feel adequately prepared to enter or advance in your chosen field or profession after completing your GVSU degree?



#	Field	Minimum	Maximum	Mean	Std Deviation	Variance	Count
1	Educational Leadership - Special Education Administration	1.00	3.00	2.00	1.00	1.00	2

#	Question	Educational Leadership - Special Education Administration	Total
1	Definitely yes	100.00%	1
2	Maybe	100.00%	1

Q67 - Why do you feel inadequately prepared to enter or advance in your chosen field or progression?

Educational Technology/Learning Design and Technology

Why do you feel inadequately prepared to enter or advance in your chosen field or progression?

Higher Education - Adult and Higher Education

Why do you feel inadequately prepared to enter or advance in your chosen field or progression?

Higher Education - College Student Affairs Leadership (CSAL)

Why do you feel inadequately prepared to enter or advance in your chosen field or progression?

Instruction and Curriculum - Advanced Content Specialization

Why do you feel inadequately prepared to enter or advance in your chosen field or progression?

Instruction and Curriculum - Early Childhood Education

Why do you feel inadequately prepared to enter or advance in your chosen field or progression?

Instruction and Curriculum - Educational Differentiation

Why do you feel inadequately prepared to enter or advance in your chosen field or progression?

Instruction and Curriculum - Elementary Education

Why do you feel inadequately prepared to enter or advance in your chosen field or progression?

Instruction and Curriculum - Secondary Education

Why do you feel inadequately prepared to enter or advance in your chosen field or progression?

Educational Leadership

Why do you feel inadequately prepared to enter or advance in your chosen field or progression?

Educational Leadership - Special Education Administration

Why do you feel inadequately prepared to enter or advance in your chosen field or progression?

Educational Specialist in Leadership

Why do you feel inadequately prepared to enter or advance in your chosen field or progression?

Literacy Studies - Reading & Language Arts

Why do you feel inadequately prepared to enter or advance in your chosen field or progression?

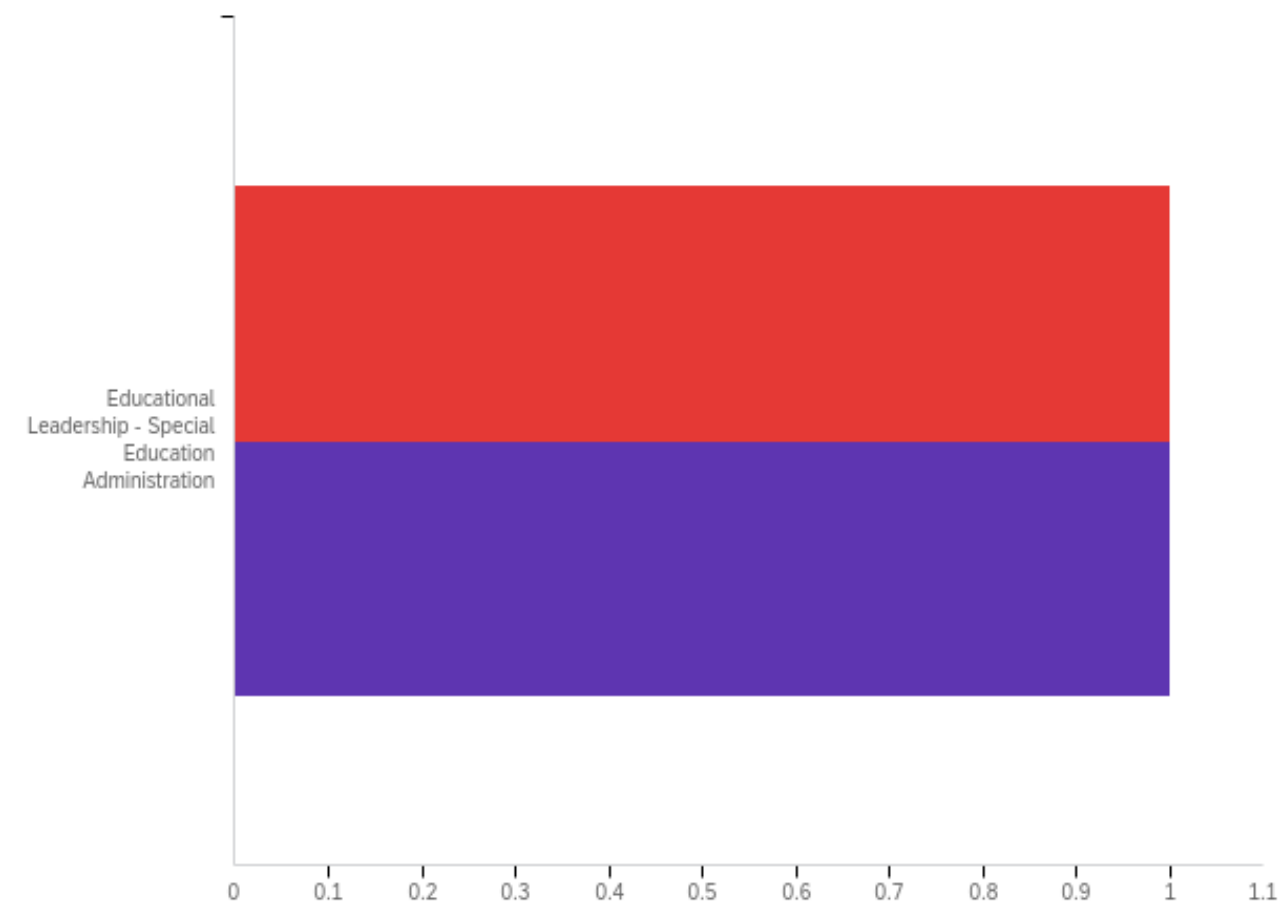
School Counseling

Why do you feel inadequately prepared to enter or advance in your chosen field or progression?

Special Education

Why do you feel inadequately prepared to enter or advance in your chosen field or progression?

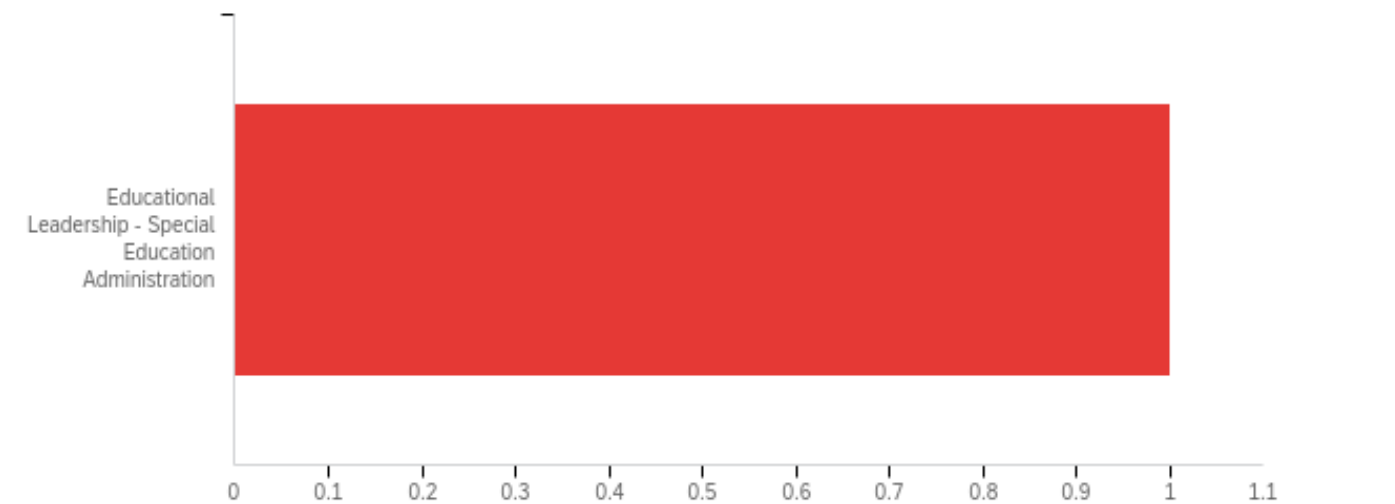
Q48 - Have you been or will you be searching for a post-graduate job?



#	Field	Minimum	Maximum	Mean	Std Deviation	Variance	Count
1	Educational Leadership - Special Education Administration	1.00	3.00	2.00	1.00	1.00	2

#	Question	Educational Leadership - Special Education Administration	Total
1	Yes, I will be searching or I am currently searching	100.00%	1
2	No, I will not be searching for a job	100.00%	1

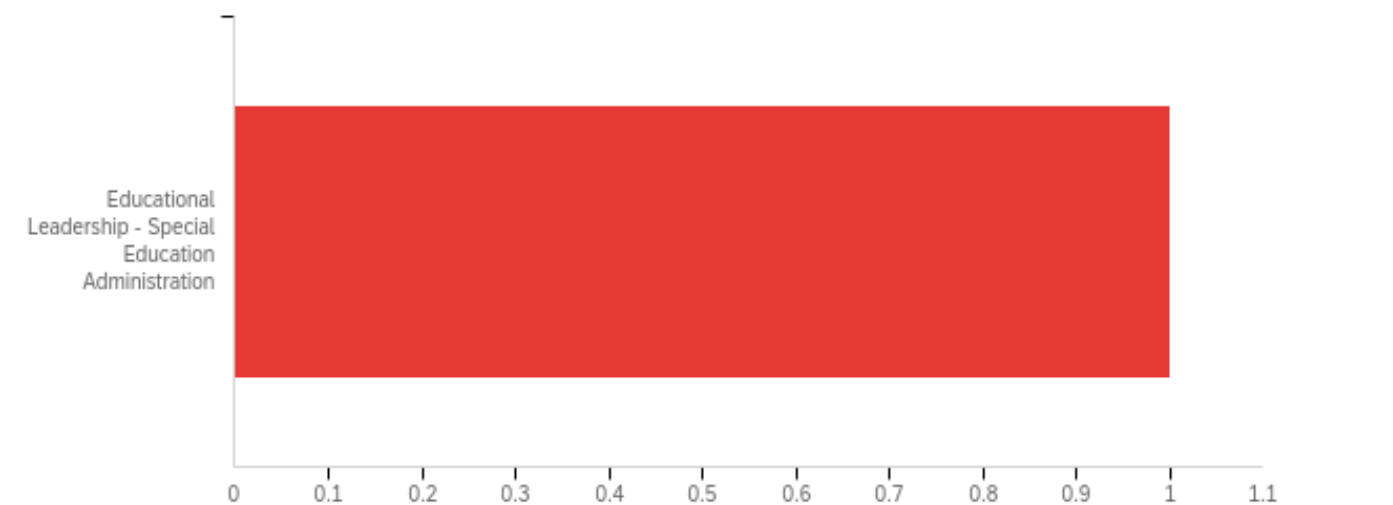
Q49 - Did you receive graduate employment guidance from any person or service during your time at GVSU?



#	Field	Minimum	Maximum	Mean	Std Deviation	Variance	Count
1	Educational Leadership - Special Education Administration	1.00	1.00	1.00	0.00	0.00	1

#	Question	Educational Leadership - Special Education Administration	Total
1	Yes, I sought and received employment guidance	100.00%	1

Q50 - From whom did you primarily seek employment guidance?



#	Field	Minimum	Maximum	Mean	Std Deviation	Variance	Count
1	Educational Leadership - Special Education Administration	1.00	1.00	1.00	0.00	0.00	1

#	Question	Educational Leadership - Special Education Administration	Total
1	A GVSU faculty member	100.00%	1

Q50_5_TEXT - Other - Educational Technology/Learning Design and Technology
Other - Text

Q50_5_TEXT - Other - Higher Education - Adult and Higher Education
Other - Text

Q50_5_TEXT - Other - Higher Education - College Student Affairs Leadership (CSAL)
Other - Text

Q50_5_TEXT - Other - Instruction and Curriculum - Advanced Content Specialization
Other - Text

Q50_5_TEXT - Other - Instruction and Curriculum - Early Childhood Education
Other - Text

Q50_5_TEXT - Other - Instruction and Curriculum - Educational Differentiation
Other - Text

Q50_5_TEXT - Other - Instruction and Curriculum - Elementary Education
Other - Text

Q50_5_TEXT - Other - Instruction and Curriculum - Secondary Education
Other - Text

Q50_5_TEXT - Other - Educational Leadership
Other - Text

Q50_5_TEXT - Other - Educational Leadership - Special Education Administration
Other - Text

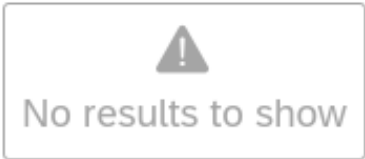
Q50_5_TEXT - Other - Educational Specialist in Leadership
Other - Text

Q50_5_TEXT - Other - Literacy Studies - Reading & Language Arts
Other - Text

Q50_5_TEXT - Other - School Counseling
Other - Text

Q50_5_TEXT - Other - Special Education
Other - Text

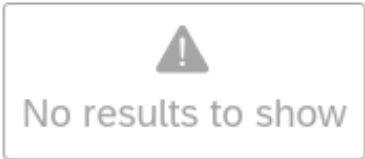
Q51 - Please rate the quality of the Career Center's post-graduate employment guidance you received:



#

#

Q52 - Please explain why you felt the quality of the Career Center's post-graduate employment guidance you received was fair or poor:



#

#

Q52_6_TEXT - Other - Educational Technology/Learning Design and Technology
Other - Text

Q52_6_TEXT - Other - Higher Education - Adult and Higher Education
Other - Text

Q52_6_TEXT - Other - Higher Education - College Student Affairs Leadership (CSAL)
Other - Text

Q52_6_TEXT - Other - Instruction and Curriculum - Advanced Content Specialization
Other - Text

Q52_6_TEXT - Other - Instruction and Curriculum - Early Childhood Education
Other - Text

Q52_6_TEXT - Other - Instruction and Curriculum - Educational Differentiation
Other - Text

Q52_6_TEXT - Other - Instruction and Curriculum - Elementary Education
Other - Text

Q52_6_TEXT - Other - Instruction and Curriculum - Secondary Education
Other - Text

Q52_6_TEXT - Other - Educational Leadership

Other - Text

Q52_6_TEXT - Other - Educational Leadership - Special Education Administration

Other - Text

Q52_6_TEXT - Other - Educational Specialist in Leadership

Other - Text

Q52_6_TEXT - Other - Literacy Studies - Reading & Language Arts

Other - Text

Q52_6_TEXT - Other - School Counseling

Other - Text

Q52_6_TEXT - Other - Special Education

Other - Text

Q53 - Please select the reason why you did not seek employment guidance:



#

Q53_4_TEXT - Other - Educational Technology/Learning Design and Technology
Other - Text

Q53_4_TEXT - Other - Higher Education - Adult and Higher Education
Other - Text

Q53_4_TEXT - Other - Higher Education - College Student Affairs Leadership (CSAL)
Other - Text

Q53_4_TEXT - Other - Instruction and Curriculum - Advanced Content Specialization
Other - Text

Q53_4_TEXT - Other - Instruction and Curriculum - Early Childhood Education
Other - Text

Q53_4_TEXT - Other - Instruction and Curriculum - Educational Differentiation
Other - Text

Q53_4_TEXT - Other - Instruction and Curriculum - Elementary Education
Other - Text

Q53_4_TEXT - Other - Instruction and Curriculum - Secondary Education
Other - Text

Q53_4_TEXT - Other - Educational Leadership
Other - Text

Q53_4_TEXT - Other - Educational Leadership - Special Education Administration
Other - Text

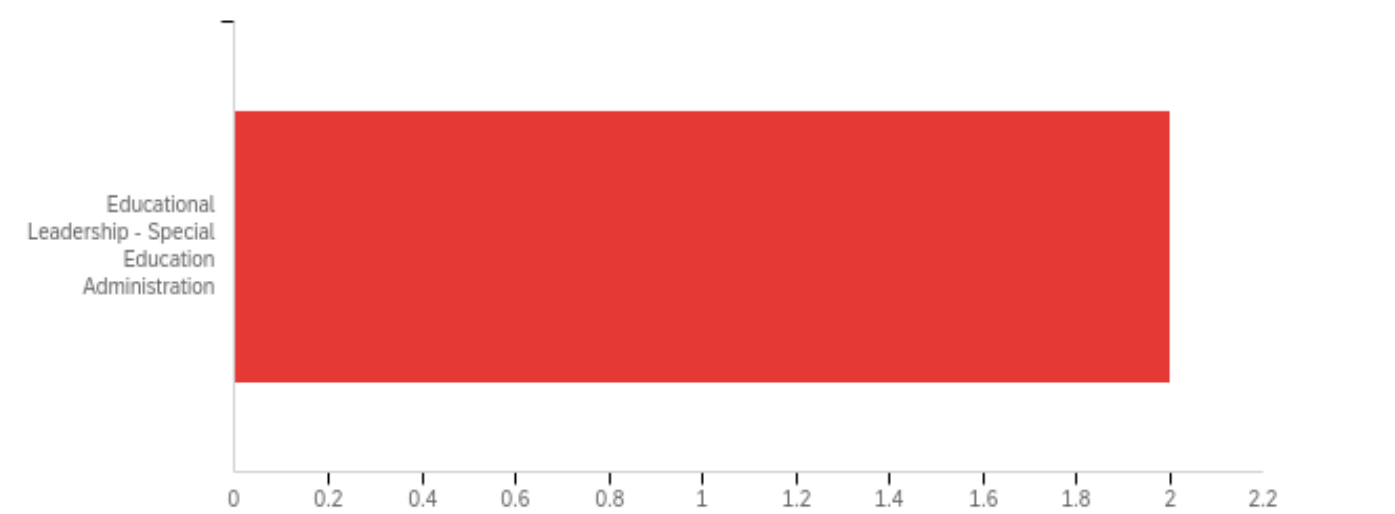
Q53_4_TEXT - Other - Educational Specialist in Leadership
Other - Text

Q53_4_TEXT - Other - Literacy Studies - Reading & Language Arts
Other - Text

Q53_4_TEXT - Other - School Counseling
Other - Text

Q53_4_TEXT - Other - Special Education
Other - Text

Q54 - Has earning your graduate degree resulted in a promotion or any new offers of employment that are related to your degree program? If yes, please describe the job or position you were offered:



#	Field	Minimum	Maximum	Mean	Std Deviation	Variance	Count
1	Educational Leadership - Special Education Administration	2.00	2.00	2.00	0.00	0.00	2

#	Question	Educational Leadership - Special Education Administration	Total
1	No	100.00%	2

Q54_1_TEXT - Yes - Educational Technology/Learning Design and Technology
Yes - Text

Q54_1_TEXT - Yes - Higher Education - Adult and Higher Education
Yes - Text

Q54_1_TEXT - Yes - Higher Education - College Student Affairs Leadership (CSAL)
Yes - Text

Q54_1_TEXT - Yes - Instruction and Curriculum - Advanced Content Specialization
Yes - Text

Q54_1_TEXT - Yes - Instruction and Curriculum - Early Childhood Education
Yes - Text

Q54_1_TEXT - Yes - Instruction and Curriculum - Educational Differentiation
Yes - Text

Q54_1_TEXT - Yes - Instruction and Curriculum - Elementary Education
Yes - Text

Q54_1_TEXT - Yes - Instruction and Curriculum - Secondary Education
Yes - Text

Q54_1_TEXT - Yes - Educational Leadership
Yes - Text

Q54_1_TEXT - Yes - Educational Leadership - Special Education Administration
Yes - Text

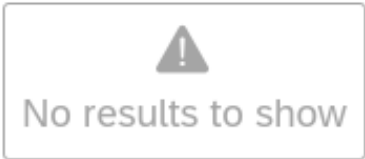
Q54_1_TEXT - Yes - Educational Specialist in Leadership
Yes - Text

Q54_1_TEXT - Yes - Literacy Studies - Reading & Language Arts
Yes - Text

Q54_1_TEXT - Yes - School Counseling
Yes - Text

Q54_1_TEXT - Yes - Special Education
Yes - Text

Q55 - If you are currently employed, indicate the field where you are employed. Select the one that most appropriately describes your workplace setting.



#

#

Q55_22_TEXT - Other - Educational Technology/Learning Design and Technology
Other - Text

Q55_22_TEXT - Other - Higher Education - Adult and Higher Education
Other - Text

Q55_22_TEXT - Other - Higher Education - College Student Affairs Leadership (CSAL)
Other - Text

Q55_22_TEXT - Other - Instruction and Curriculum - Advanced Content Specialization
Other - Text

Q55_22_TEXT - Other - Instruction and Curriculum - Early Childhood Education
Other - Text

Q55_22_TEXT - Other - Instruction and Curriculum - Educational Differentiation
Other - Text

Q55_22_TEXT - Other - Instruction and Curriculum - Elementary Education
Other - Text

Q55_22_TEXT - Other - Instruction and Curriculum - Secondary Education
Other - Text

Q55_22_TEXT - Other - Educational Leadership

Other - Text

Q55_22_TEXT - Other - Educational Leadership - Special Education Administration

Other - Text

Q55_22_TEXT - Other - Educational Specialist in Leadership

Other - Text

Q55_22_TEXT - Other - Literacy Studies - Reading & Language Arts

Other - Text

Q55_22_TEXT - Other - School Counseling

Other - Text

Q55_22_TEXT - Other - Special Education

Other - Text

Q67 - If employed in a post-graduate fellowship, provide your estimated annual salary, including bonuses.

Educational Technology/Learning Design and Technology

If employed in a post-graduate fellowship, provide your estimated annual salary, including bonuses.

Higher Education - Adult and Higher Education

If employed in a post-graduate fellowship, provide your estimated annual salary, including bonuses.

Higher Education - College Student Affairs Leadership (CSAL)

If employed in a post-graduate fellowship, provide your estimated annual salary, including bonuses.

Instruction and Curriculum - Advanced Content Specialization

If employed in a post-graduate fellowship, provide your estimated annual salary, including bonuses.

Instruction and Curriculum - Early Childhood Education

If employed in a post-graduate fellowship, provide your estimated annual salary, including bonuses.

Instruction and Curriculum - Educational Differentiation

If employed in a post-graduate fellowship, provide your estimated annual salary, including bonuses.

Instruction and Curriculum - Elementary Education

If employed in a post-graduate fellowship, provide your estimated annual salary, including bonuses.

Instruction and Curriculum - Secondary Education

If employed in a post-graduate fellowship, provide your estimated annual salary, including bonuses.

Educational Leadership

If employed in a post-graduate fellowship, provide your estimated annual salary, including bonuses.

Educational Leadership - Special Education Administration

If employed in a post-graduate fellowship, provide your estimated annual salary, including bonuses.

Educational Specialist in Leadership

If employed in a post-graduate fellowship, provide your estimated annual salary, including bonuses.

Literacy Studies - Reading & Language Arts

If employed in a post-graduate fellowship, provide your estimated annual salary, including bonuses.

School Counseling

If employed in a post-graduate fellowship, provide your estimated annual salary, including bonuses.

Special Education

If employed in a post-graduate fellowship, provide your estimated annual salary, including bonuses.

Q68 - If employed in other than a post-graduate fellowship, provide your estimated annual salary, including bonuses. This includes graduates who were in the position prior to (or during) their course of study.

Educational Technology/Learning Design and Technology

If employed in other than a post-graduate fellowship, provide your estimated annual salary, including bonuses. This includes graduates who were in the position prior to (or during) their course of study.

Higher Education - Adult and Higher Education

If employed in other than a post-graduate fellowship, provide your estimated annual salary, including bonuses. This includes graduates who were in the position prior to (or during) their course of study.

Higher Education - College Student Affairs Leadership (CSAL)

If employed in other than a post-graduate fellowship, provide your estimated annual salary, including bonuses. This includes graduates who were in the position prior to (or during) their course of study.

Instruction and Curriculum - Advanced Content Specialization

If employed in other than a post-graduate fellowship, provide your estimated annual salary, including bonuses. This includes graduates who were in the position prior to (or during) their course of study.

Instruction and Curriculum - Early Childhood Education

If employed in other than a post-graduate fellowship, provide your estimated annual salary, including bonuses. This includes graduates who were in the position prior to (or during) their course of study.

Instruction and Curriculum - Educational Differentiation

If employed in other than a post-graduate fellowship, provide your estimated annual salary, including bonuses. This includes graduates who were in the position prior to (or during) their course of study.

Instruction and Curriculum - Elementary Education

If employed in other than a post-graduate fellowship, provide your estimated annual salary, including bonuses. This includes graduates who were in the position prior to (or during) their course of study.

Instruction and Curriculum - Secondary Education

If employed in other than a post-graduate fellowship, provide your estimated annual salary, including bonuses. This includes graduates who were in the position prior to (or during) their course of study.

Educational Leadership

If employed in other than a post-graduate fellowship, provide your estimated annual salary, including bonuses. This includes graduates who were in the position prior to (or during) their course of study.

Educational Leadership - Special Education Administration

If employed in other than a post-graduate fellowship, provide your estimated annual salary, including bonuses. This includes graduates who were in the position prior to (or during) their course of study.

Educational Specialist in Leadership

If employed in other than a post-graduate fellowship, provide your estimated annual salary, including bonuses. This includes graduates who were in the position prior to (or during) their course of study.

Literacy Studies - Reading & Language Arts

If employed in other than a post-graduate fellowship, provide your estimated annual salary, including bonuses. This includes graduates who were in the position prior to (or during) their course of study.

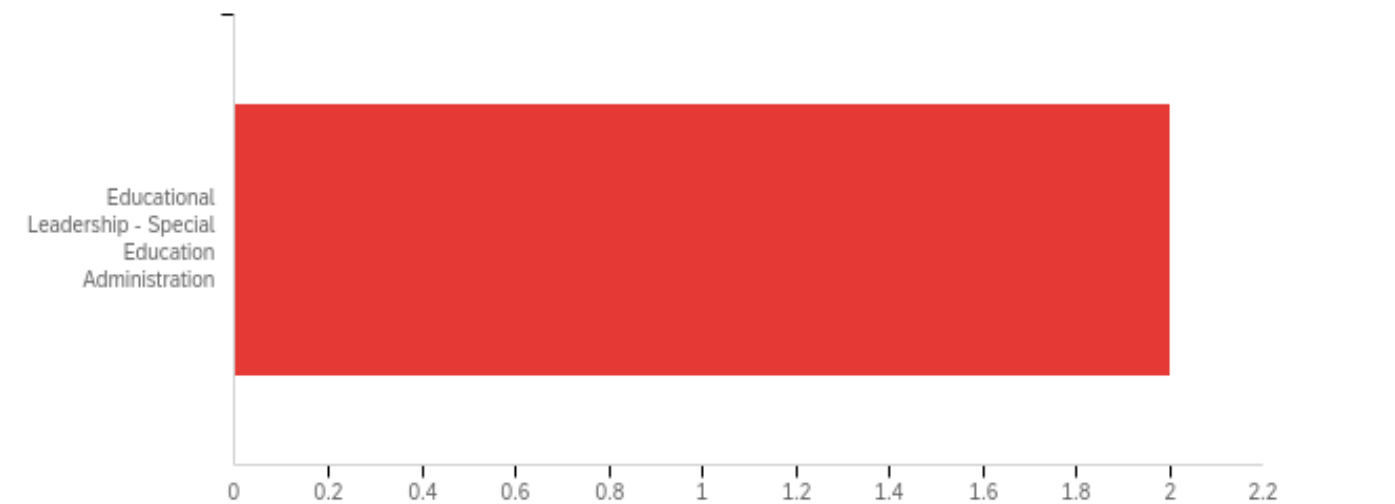
School Counseling

If employed in other than a post-graduate fellowship, provide your estimated annual salary, including bonuses. This includes graduates who were in the position prior to (or during) their course of study.

Special Education

If employed in other than a post-graduate fellowship, provide your estimated annual salary, including bonuses. This includes graduates who were in the position prior to (or during) their course of study.

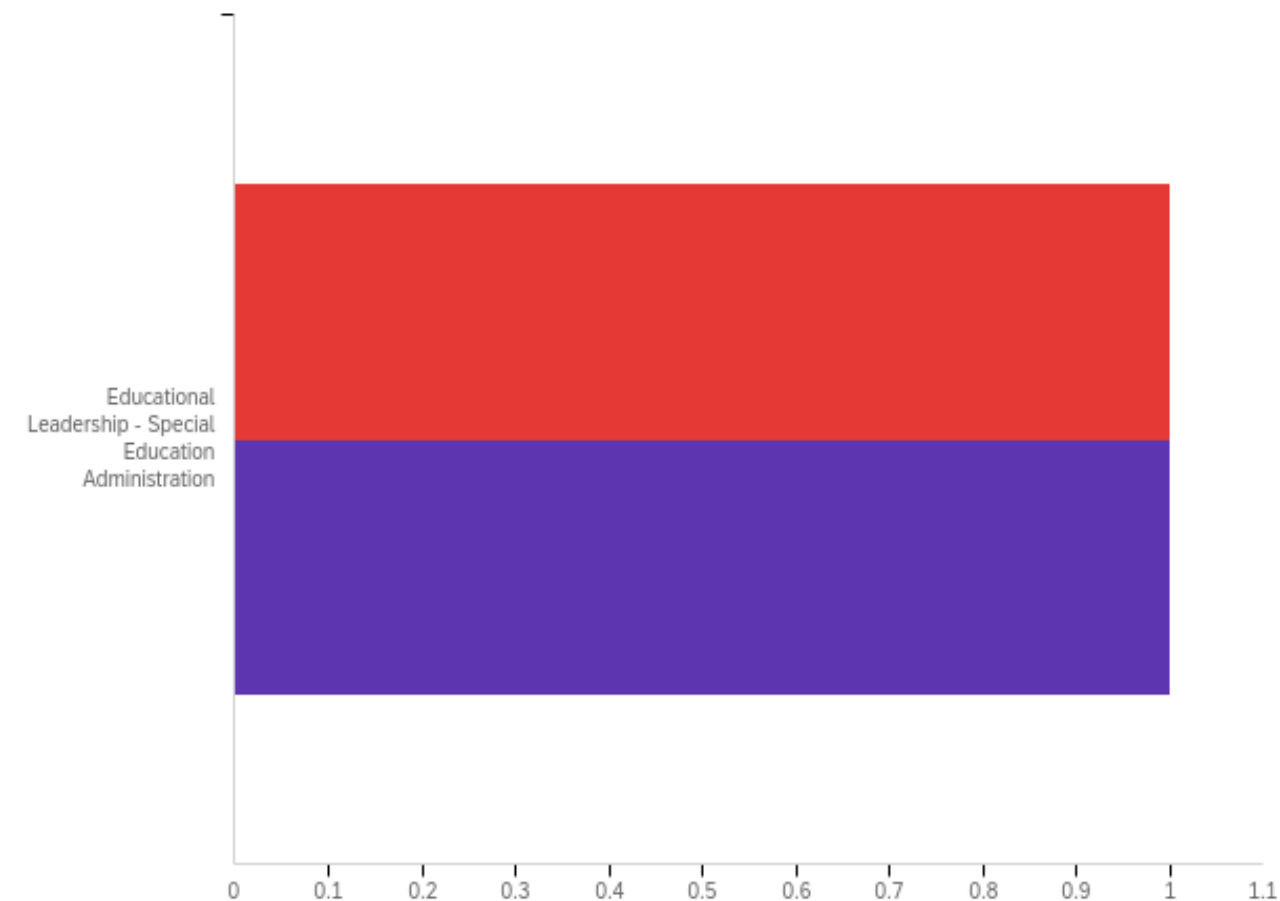
Q58 - Were non-academic activities, such as the Graduate Student Association (GSA) or graduate program social events, important during your graduate education?



#	Field	Minimum	Maximum	Mean	Std Deviation	Variance	Count
1	Educational Leadership - Special Education Administration	3.00	3.00	3.00	0.00	0.00	2

#	Question	Educational Leadership - Special Education Administration	Total
1	No	100.00% 2	2

Q59 - Have you participated in any of the following graduate student activities at GVSU?
Please select all that apply.



#	Question	Educational Leadership - Special Education Administration	Total
1	Graduate degree program educational events	100.00%	1
2	I did not participate in any graduate student activities at GVSU	100.00%	1

Q59_9_TEXT - Other - Educational Technology/Learning Design and Technology
Other - Text

Q59_9_TEXT - Other - Higher Education - Adult and Higher Education
Other - Text

Q59_9_TEXT - Other - Higher Education - College Student Affairs Leadership (CSAL)
Other - Text

Q59_9_TEXT - Other - Instruction and Curriculum - Advanced Content Specialization
Other - Text

Q59_9_TEXT - Other - Instruction and Curriculum - Early Childhood Education
Other - Text

Q59_9_TEXT - Other - Instruction and Curriculum - Educational Differentiation
Other - Text

Q59_9_TEXT - Other - Instruction and Curriculum - Elementary Education
Other - Text

Q59_9_TEXT - Other - Instruction and Curriculum - Secondary Education
Other - Text

Q59_9_TEXT - Other - Educational Leadership
Other - Text

Q59_9_TEXT - Other - Educational Leadership - Special Education Administration
Other - Text

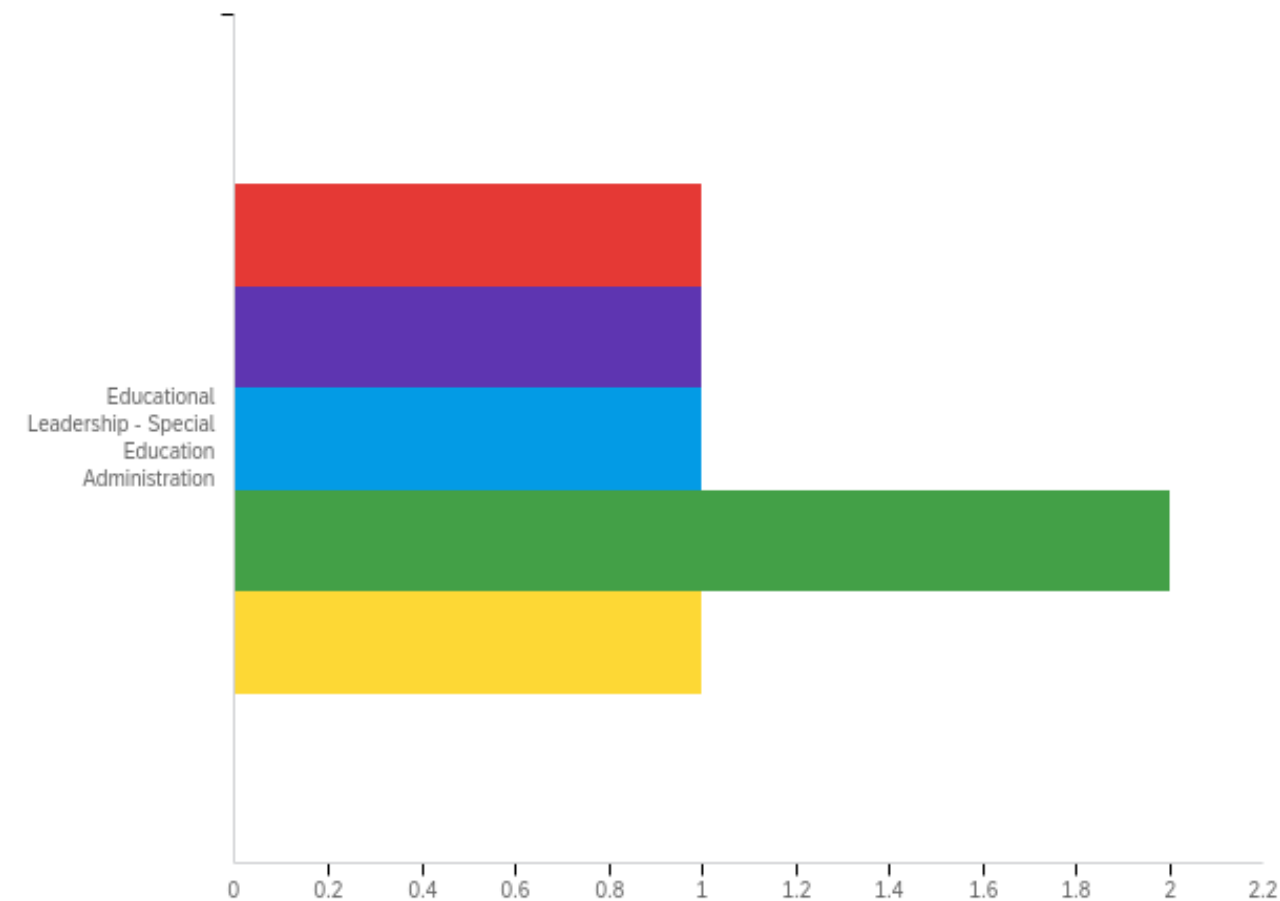
Q59_9_TEXT - Other - Educational Specialist in Leadership
Other - Text

Q59_9_TEXT - Other - Literacy Studies - Reading & Language Arts
Other - Text

Q59_9_TEXT - Other - School Counseling
Other - Text

Q59_9_TEXT - Other - Special Education
Other - Text

Q60 - What limited your participation in GVSU graduate student activities?



#	Question	Educational Leadership - Special Education Administration		Total
1	Unsure of how to participate	100.00%	1	1
2	Timing/scheduling of events and activities	100.00%	1	1
3	Location of events and activities	100.00%	1	1
4	Unaware of activities	100.00%	2	2
5	Not interested in additional activities	100.00%	1	1

Q60_7_TEXT - Other - Educational Technology/Learning Design and Technology
Other - Text

Q60_7_TEXT - Other - Higher Education - Adult and Higher Education
Other - Text

Q60_7_TEXT - Other - Higher Education - College Student Affairs Leadership (CSAL)
Other - Text

Q60_7_TEXT - Other - Instruction and Curriculum - Advanced Content Specialization
Other - Text

Q60_7_TEXT - Other - Instruction and Curriculum - Early Childhood Education
Other - Text

Q60_7_TEXT - Other - Instruction and Curriculum - Educational Differentiation
Other - Text

Q60_7_TEXT - Other - Instruction and Curriculum - Elementary Education
Other - Text

Q60_7_TEXT - Other - Instruction and Curriculum - Secondary Education
Other - Text

Q60_7_TEXT - Other - Educational Leadership
Other - Text

Q60_7_TEXT - Other - Educational Leadership - Special Education Administration
Other - Text

Q60_7_TEXT - Other - Educational Specialist in Leadership
Other - Text

Q60_7_TEXT - Other - Literacy Studies - Reading & Language Arts
Other - Text

Q60_7_TEXT - Other - School Counseling
Other - Text

Q60_7_TEXT - Other - Special Education
Other - Text

Q61 - Please rank the following activities you would have participated in as a graduate student at GVSU?



Error loading data



Error loading data



Error loading data



Error loading data



Error loading data



Error loading data



Error loading data



Educational Leadership - Special Education Administration

#	Field	Minimum	Maximum	Mean	Std Deviation	Variance	Count
1	Graduate Student Association (GSA) activities	5.00	5.00	5.00	0.00	0.00	1
2	Graduate Program Registered Student Organization (RSO) educational activities	6.00	6.00	6.00	0.00	0.00	1
3	Professional development events hosted by the Graduate School	3.00	3.00	3.00	0.00	0.00	1
4	Discipline specific professional speakers	1.00	1.00	1.00	0.00	0.00	1
5	Co-curricular professional development workshops or seminars	4.00	4.00	4.00	0.00	0.00	1
6	Graduate degree program educational events	2.00	2.00	2.00	0.00	0.00	1
7	Graduate degree program social events	7.00	7.00	7.00	0.00	0.00	1
8	Other	8.00	8.00	8.00	0.00	0.00	1

Graduate Student Association (GSA) activities

#	Question	Educational Leadership - Special Education Administration		Total
1	1	0.00%	0	0
2	2	0.00%	0	0
3	3	0.00%	0	0
4	4	0.00%	0	0
5	5	100.00%	1	1
6	6	0.00%	0	0
7	7	0.00%	0	0

8	8	0.00%	0	0
---	---	-------	---	---

Graduate Program Registered Student Organization (RSO) educational activities

#	Question	Educational Leadership - Special Education Administration		Total
1	1	0.00%	0	0
2	2	0.00%	0	0
3	3	0.00%	0	0
4	4	0.00%	0	0
5	5	0.00%	0	0
6	6	100.00%	1	1
7	7	0.00%	0	0
8	8	0.00%	0	0

Professional development events hosted by the Graduate School

#	Question	Educational Leadership - Special Education Administration		Total
1	1	0.00%	0	0
2	2	0.00%	0	0
3	3	100.00%	1	1
4	4	0.00%	0	0
5	5	0.00%	0	0
6	6	0.00%	0	0
7	7	0.00%	0	0
8	8	0.00%	0	0

Discipline specific professional speakers

#	Question	Educational Leadership - Special Education Administration		Total
1	1	100.00%	1	1
2	2	0.00%	0	0
3	3	0.00%	0	0
4	4	0.00%	0	0
5	5	0.00%	0	0
6	6	0.00%	0	0
7	7	0.00%	0	0
8	8	0.00%	0	0

Co-curricular professional development workshops or seminars

#	Question	Educational Leadership - Special Education Administration		Total
1	1	0.00%	0	0
2	2	0.00%	0	0
3	3	0.00%	0	0
4	4	100.00%	1	1
5	5	0.00%	0	0
6	6	0.00%	0	0
7	7	0.00%	0	0
8	8	0.00%	0	0

Graduate degree program educational events

#	Question	Educational Leadership - Special Education Administration		Total
1	1	0.00%	0	0
2	2	100.00%	1	1
3	3	0.00%	0	0
4	4	0.00%	0	0

5	5	0.00%	0	0
6	6	0.00%	0	0
7	7	0.00%	0	0
8	8	0.00%	0	0

Graduate degree program social events

#	Question	Educational Leadership - Special Education Administration		Total
1	1	0.00%	0	0
2	2	0.00%	0	0
3	3	0.00%	0	0
4	4	0.00%	0	0
5	5	0.00%	0	0
6	6	0.00%	0	0
7	7	100.00%	1	1
8	8	0.00%	0	0

Other

#	Question	Educational Leadership - Special Education Administration		Total
1	1	0.00%	0	0
2	2	0.00%	0	0
3	3	0.00%	0	0
4	4	0.00%	0	0
5	5	0.00%	0	0
6	6	0.00%	0	0
7	7	0.00%	0	0
8	8	100.00%	1	1

Q62 - Any final comments and/or suggestions regarding your graduate education experience at GVSU?

Educational Technology/Learning Design and Technology

Any final comments and/or suggestions regarding your graduate education experience at GVSU?

Higher Education - Adult and Higher Education

Any final comments and/or suggestions regarding your graduate education experience at GVSU?

Higher Education - College Student Affairs Leadership (CSAL)

Any final comments and/or suggestions regarding your graduate education experience at GVSU?

Instruction and Curriculum - Advanced Content Specialization

Any final comments and/or suggestions regarding your graduate education experience at GVSU?

Instruction and Curriculum - Early Childhood Education

Any final comments and/or suggestions regarding your graduate education experience at GVSU?

Instruction and Curriculum - Educational Differentiation

Any final comments and/or suggestions regarding your graduate education experience at GVSU?

Instruction and Curriculum - Elementary Education

Any final comments and/or suggestions regarding your graduate education experience at GVSU?

Instruction and Curriculum - Secondary Education

Any final comments and/or suggestions regarding your graduate education experience at GVSU?

Educational Leadership

Any final comments and/or suggestions regarding your graduate education experience at GVSU?

Educational Leadership - Special Education Administration

Any final comments and/or suggestions regarding your graduate education experience at GVSU?

Educational Specialist in Leadership

Any final comments and/or suggestions regarding your graduate education experience at GVSU?

Literacy Studies - Reading & Language Arts

Any final comments and/or suggestions regarding your graduate education experience at GVSU?

School Counseling

Any final comments and/or suggestions regarding your graduate education experience at GVSU?

Special Education

Any final comments and/or suggestions regarding your graduate education experience at GVSU?

Special Education: 2023-24 Graduate Exit Survey Results

Q1 - Did you receive your undergraduate degree from GVSU?

#	Answer	%	Count
1	Yes	50.00%	7
2	No	50.00%	7
	Total	100%	14

Q2 - Which graduate degree program did you/will you complete?

#	Answer	%	Count
1	Accounting (MSA)	0.00%	0
2	Applied Linguistics (MA)	0.00%	0
3	Athletic Training (MAT)	0.00%	0
4	Audiology (AuD)	0.00%	0
5	Biology (MS)	0.00%	0
6	Biomedical Sciences (MHS)	0.00%	0
7	Biostatistics (PSM)	0.00%	0
8	Business Administration (MBA)	0.00%	0
9	Cell and Molecular Biology	0.00%	0
10	Clinical Dietetics (MS)	0.00%	0
12	Criminal Justice (MS)	0.00%	0
13	Data Science and Analytics (PSM)	0.00%	0
14	Education (MEd)	100.00%	14
15	Education Specialist in Leadership (EdS)	0.00%	0
16	Engineering (MSE)	0.00%	0
17	English (MA)	0.00%	0
18	Health Administration (MHA)	0.00%	0
19	Health Informatics and Bioinformatics (PSM)	0.00%	0
20	Medical Dosimetry (MS)	0.00%	0
21	Nursing (MSN)	0.00%	0
22	Nursing (DNP)	0.00%	0

23	Occupational Therapy (MS)	0.00%	0
24	Occupational Therapy (DrOT)	0.00%	0
25	Philanthropy and Nonprofit Leadership (MPNL)	0.00%	0
26	Physical Therapy (DPT)	0.00%	0
27	Physician Assistant Studies (MPAS)	0.00%	0
28	Public Administration (MPA)	0.00%	0
29	Public Health (MPH)	0.00%	0
30	School Psychology (PsyS)	0.00%	0
31	Social Innovation (MA)	0.00%	0
32	Social Work (MSW)	0.00%	0
33	Speech-Language Pathology (MS)	0.00%	0
34	Communications (MS)	0.00%	0
35	Taxation (MST)	0.00%	0
36	Cybersecurity	0.00%	0
37	Applied Computer Science/Computer Information Systems	0.00%	0
38	Applied Statistics	0.00%	0
40	Recreational Therapy (MS)	0.00%	0
42	Water Resource Policy (MS)	0.00%	0
	Total	100%	14

Q8 - Which M.Ed. program did you complete?

#	Answer	%	Count
14	Special Education	100.00%	14
	Total	100%	14

Q12 - What were you doing before enrolling in graduate school? (select all that apply)

#	Answer	%	Count
1	Completing my undergraduate degree	33.33%	6
2	Completing a different graduate degree	0.00%	0
3	Employed in a field related to my current degree program	61.11%	11
4	Employed in a field unrelated to my current degree program	0.00%	0
5	Other	5.56%	1
	Total	100%	18

Working with my undergrad degree

Q13 - Why did you decide to pursue a graduate degree? (please choose your primary reason)

#	Answer	%	Count
1	Career advancement	78.57%	11
2	Career change	0.00%	0
3	Personal desire to continue education	7.14%	1
4	Required in my professional field	14.29%	2
5	Other:	0.00%	0
	Total	100%	14

Q14 - Please rate the following dimensions of your graduate degree program.

#	Question	Excellent		Very Good		Good		Fair		Poor		Total
1	Intellectual quality of the faculty	50.00%	7	35.71%	5	14.29%	2	0.00%	0	0.00%	0	14
2	Intellectual quality of my fellow graduate students	21.43%	3	64.29%	9	14.29%	2	0.00%	0	0.00%	0	14
3	Relationship between faculty and graduate students	35.71%	5	42.86%	6	21.43%	3	0.00%	0	0.00%	0	14
4	Program's ability to integrate recent developments in my field	42.86%	6	42.86%	6	14.29%	2	0.00%	0	0.00%	0	14
5	Program space and facilities	35.71%	5	35.71%	5	28.57%	4	0.00%	0	0.00%	0	14
6	Overall quality of graduate level instruction by faculty	42.86%	6	42.86%	6	7.14%	1	7.14%	1	0.00%	0	14
7	Level of academic challenge	42.86%	6	28.57%	4	21.43%	3	0.00%	0	7.14%	1	14
8	Helpfulness of staff members in my unit/program	57.14%	8	35.71%	5	7.14%	1	0.00%	0	0.00%	0	14
9	Opportunity to interact with disciplines outside your degree program	21.43%	3	21.43%	3	21.43%	3	28.57%	4	7.14%	1	14
10	Academic standards in my program	35.71%	5	35.71%	5	21.43%	3	7.14%	1	0.00%	0	14
11	Overall program quality	35.71%	5	42.86%	6	21.43%	3	0.00%	0	0.00%	0	14

Q15 - Which of the following experience(s) did you complete as part of your degree program? (select all that apply)

#	Answer	%	Count
1	Clinical case report	4.35%	1
2	Clinical rotation	0.00%	0
3	Internship or Practicum or Fieldwork	26.09%	6
4	Thesis or Dissertation	17.39%	4
5	Research project (group or individual)	47.83%	11
6	Systematic review	4.35%	1
7	None	0.00%	0
	Total	100%	23

Q16 - Please rate the experiences that you selected in the previous question (e.g. clinical case report, clinical rotation, internship or practicum or fieldwork, thesis or dissertation, research project, systematic review):

#	Question	Excellent		Very Good		Good		Fair		Poor		Total
1	Clarity of deadlines and expectations	57.14%	8	28.57%	4	14.29%	2	0.00%	0	0.00%	0	14
2	Availability of mentorship	64.29%	9	28.57%	4	0.00%	0	7.14%	1	0.00%	0	14
3	Timeliness of feedback from faculty	71.43%	10	14.29%	2	14.29%	2	0.00%	0	0.00%	0	14
4	Availability of research materials and equipment	42.86%	6	28.57%	4	28.57%	4	0.00%	0	0.00%	0	14
5	Overall quality of your experience	50.00%	7	42.86%	6	7.14%	1	0.00%	0	0.00%	0	14

Q17 - Did you seek statistical consulting help to complete the experiences (e.g. clinical case report, clinical rotation, internship or practicum, thesis or dissertation, research project, systematic review) you selected?

#	Answer	%	Count
1	Yes	14.29%	2
2	No	85.71%	12
	Total	100%	14

Q18 - From whom did you seek statistical consulting help? (select all that apply)

#	Answer	%	Count
1	Statistical Consulting Center	0.00%	0
2	Faculty member	25.00%	1
3	Another student	25.00%	1
4	Other	0.00%	0
5	Faculty advisor	50.00%	2
	Total	100%	4

Q19 - How helpful was the Statistical Consulting Center?

#	Answer	%	Count
1	Very helpful	0.00%	0
3	Helpful	0.00%	0
4	Somewhat helpful	0.00%	0
5	Not very helpful	0.00%	0
	Total		0

Q20 - How could statistical consulting help be improved to help you be successful in your program?

How could statistical consulting help be improved to help you be successful in your program?
Writing center appointments-have the helpers have experience writing graduate thesis or research papers for better assistance

Q21 - Did you seek assistance with writing for the experiences you selected (e.g. clinical case report, clinical rotation, internship or practicum, thesis or dissertation, research project, systematic review)?

#	Answer	%	Count
1	Yes	30.77%	4
3	No	69.23%	9
	Total	100%	13

Q22 - From whom did you seek writing assistance? (select all that apply)

#	Answer	%	Count
1	Fred Meijer Center for Writing & Michigan Authors	33.33%	2
2	The Knowledge Market	16.67%	1
3	The Graduate School web site	16.67%	1
4	Other	0.00%	0
5	Faculty advisor	0.00%	0
6	Faculty member	33.33%	2
	Total	100%	6

Q23 - Please rate the quality of the writing assistance you received you received from the Fred Meijer Center for Writing & Michigan Authors.

#	Answer	%	Count
1	Excellent	0.00%	0
2	Very Good	50.00%	1
3	Good	50.00%	1
4	Fair	0.00%	0
5	Poor	0.00%	0
	Total	100%	2

Q24 - How could the writing assistance be improved?

How could the writing assistance be improved?
graduate level help from other graduate students or above education

Q25 - Please select the type of courses you completed as a part of your graduate program? (select all that apply)

#	Answer	%	Count
1	Hybrid Courses (online and face-to-face)	11.11%	2
2	Fully Online Courses	77.78%	14
3	Traditional (face-to-face)	11.11%	2
	Total	100%	18

Q26 - How would you rate the educational quality of the online components of your course(s)?

#	Answer	%	Count
1	Excellent	42.86%	6
2	Very Good	21.43%	3
3	Good	35.71%	5
4	Fair	0.00%	0
5	Poor	0.00%	0
	Total	100%	14

Q27 - What components of the online experience could have been improved? (select all that apply)

#	Answer	%	Count
1	Clarity of assignments	5.26%	1
2	Clarity of course expectations	10.53%	2
3	Faculty communication	26.32%	5
4	Organization of software platform	15.79%	3
5	Other	0.00%	0
6	None	31.58%	6
7	Course workload expectations	10.53%	2
	Total	100%	19

Q28 - If you have a choice of course format, which would you normally prefer?

#	Answer	%	Count
1	Hybrid Courses (online and face-to-face)	21.43%	3
2	Fully Online Courses	78.57%	11
3	Traditional (face-to-face)	0.00%	0
	Total	100%	14

Q29 - Which of the following activities did you participate in during your graduate program? (select all that apply)

#	Answer	%	Count
1	Attended a professional conference	3.85%	1
2	Clinical experience	0.00%	0
3	Co-op experience	0.00%	0
4	Community engagement related to your field of study	15.38%	4
5	Field experience	42.31%	11
6	Gave in-class presentations	7.69%	2
7	Presented at a professional conference	0.00%	0
8	Held a formal leadership role in a student organization	0.00%	0
9	Participated in a learning community	3.85%	1
10	Participated in study abroad program	0.00%	0

11	Student teaching	19.23%	5
12	Other	0.00%	0
13	None	7.69%	2
	Total	100%	26

Q30 - To what degree were each of the following library services useful to your graduate studies? Please select Not Applicable if you did not know about or did not use the resource.

#	Question	Extremely useful		Very useful		Moderately useful		Slightly useful		Not useful		Total
1	Library Spaces (Study rooms, Building Use, etc)	40.00%	2	20.00%	1	40.00%	2	0.00%	0	0.00%	0	5
2	Online Chat/Email Help	45.45%	5	36.36%	4	18.18%	2	0.00%	0	0.00%	0	11
3	Physical/Print Library Materials	40.00%	2	0.00%	0	40.00%	2	20.00%	1	0.00%	0	5
4	Knowledge Market Services	40.00%	2	0.00%	0	40.00%	2	20.00%	1	0.00%	0	5
5	Library Online Databases and/or Journals	78.57%	11	21.43%	3	0.00%	0	0.00%	0	0.00%	0	14
6	Subject Librarian Meetings (Individual or Classroom)	50.00%	3	33.33%	2	16.67%	1	0.00%	0	0.00%	0	6
7	Laptop/Charger/Calculator Rentals	33.33%	1	0.00%	0	66.67%	2	0.00%	0	0.00%	0	3
8	Course/E-reserves	37.50%	3	25.00%	2	37.50%	3	0.00%	0	0.00%	0	8
9	Document Delivery/ Interlibrary Loan	40.00%	2	20.00%	1	40.00%	2	0.00%	0	0.00%	0	5
10	Computers/Printers/ Scanner	40.00%	2	20.00%	1	40.00%	2	0.00%	0	0.00%	0	5
11	Subject Guides	33.33%	2	0.00%	0	66.67%	4	0.00%	0	0.00%	0	6
12	Citation Tools	50.00%	5	20.00%	2	30.00%	3	0.00%	0	0.00%	0	10

Q31 - You indicated that an aspect of library services was "not useful." Could you tell us how we might improve the library experience?

You indicated that an aspect of library services was "not useful." Could you tell us how we might improve the library experience?

Q32 - What more would you like to tell us about your experience with library services?

What more would you like to tell us about your experience with library services?
Library services are always extremely helpful!
Being able to conduct research using the online library was extremely useful and I wouldn't have succeeded without that tool
Nothing to add
None

Q33 - Did you receive any formal academic advising during your time at GVSU?

#	Answer	%	Count
1	Yes, I sought and received academic advising	92.86%	13
2	I sought academic advising, but did not receive it	0.00%	0
3	No, I did not seek any academic advising	7.14%	1
4	I did not know academic advising was available	0.00%	0
	Total	100%	14

Q34 - From whom did you primarily seek academic advising?

#	Answer	%	Count
1	My Graduate Program Director (GPD)	7.69%	1
2	My assigned academic advisor	69.23%	9
3	A GVSU faculty member other than my GPD or assigned academic advisor	23.08%	3
4	A non-GVSU contact or service	0.00%	0
5	Other	0.00%	0
	Total	100%	13

Q35 - Please rate the quality of the academic advising you received from your GPD:

#	Answer	%	Count
1	Excellent	0.00%	0
2	Very Good	100.00%	1
3	Good	0.00%	0

4	Fair	0.00%	0
5	Poor	0.00%	0
	Total	100%	1

Q64 - Please rate the quality of the academic advising you received from your academic advisor:

#	Answer	%	Count
1	Excellent	77.78%	7
2	Very Good	22.22%	2
3	Good	0.00%	0
4	Fair	0.00%	0
5	Poor	0.00%	0
	Total	100%	9

Q36 - Please explain why you felt the quality of academic advising you received from the GPD was fair or poor (select all that apply):

#	Answer	%	Count
1	There was a lack of communication	0.00%	0
2	I was not given any guidance when we met/spoke	0.00%	0
3	I was given poor or unhelpful guidance	0.00%	0
4	The person or service was difficult to work with	0.00%	0
5	The expectations were unclear and confusing	0.00%	0
6	Other	0.00%	0
	Total		0

Q66 - Please explain why you felt the quality of academic advising you received from your academic advisor was fair or poor (select all that apply):

#	Answer	%	Count
1	There was a lack of communication	0.00%	0
2	I was not given any guidance when we met/spoke	0.00%	0
3	I was given poor or unhelpful guidance	0.00%	0
4	The person was difficult to work with	0.00%	0

5	The expectations were unclear and confusing	0.00%	0
6	Other	0.00%	0
	Total		0

Q37 - Please explain why you chose not to seek academic advising from your assigned graduate advisor (select all that apply):

#	Answer	%	Count
1	I did not know that I had an assigned graduate advisor	0.00%	0
2	I sought academic advising from my graduate advisor, but I didn't feel it was a good fit so I went with another option	0.00%	0
3	I worked with someone other than my graduate advisor during the application and admission process, and chose to continue working with that person	100.00%	1
4	Other	0.00%	0
	Total	100%	1

Q38 - Overall, how would you rate the quality of your:

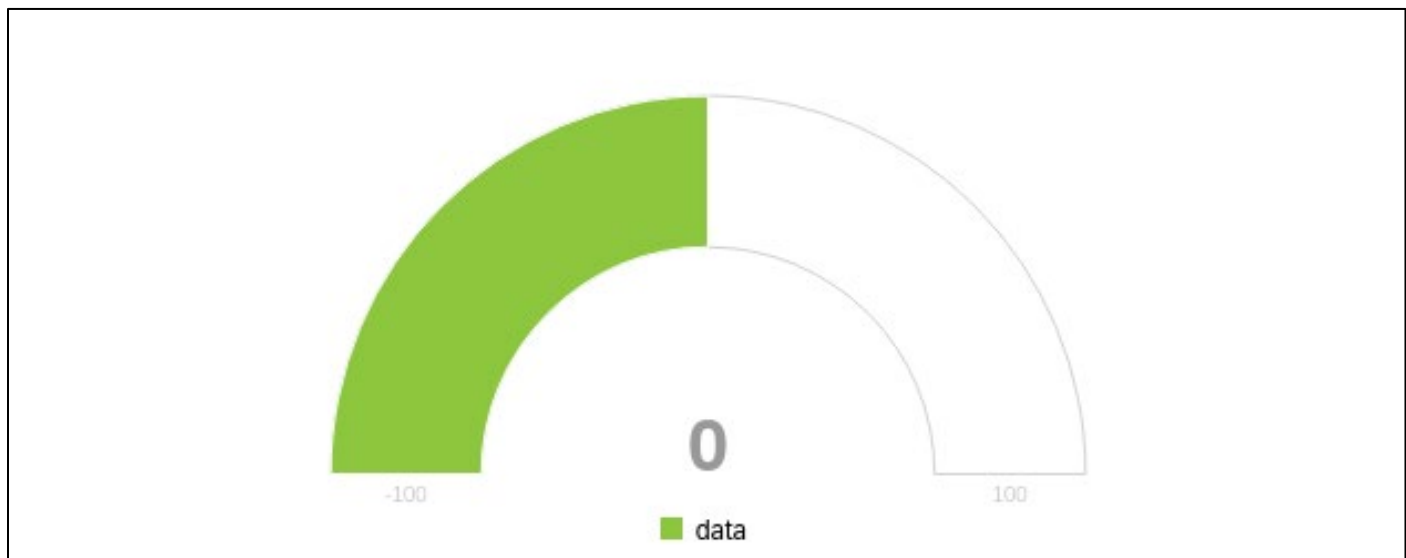
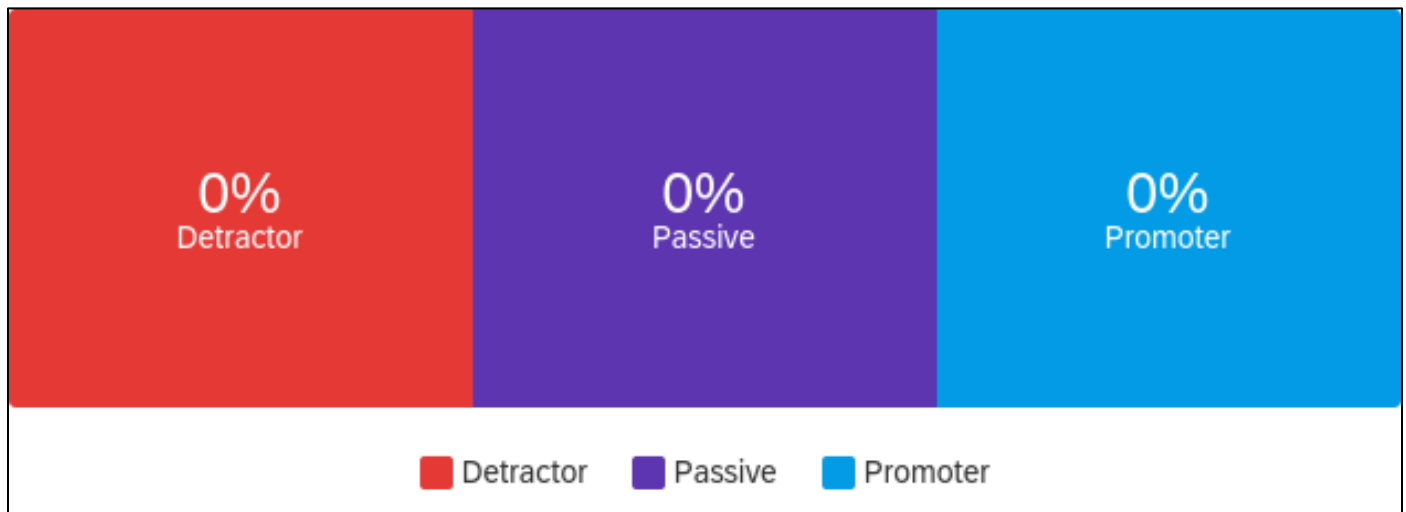
#	Question	Excellent		Very Good		Good		Fair		Poor		Total
1	Academic experience at this university	50.00%	7	35.71%	5	14.29%	2	0.00%	0	0.00%	0	14
2	Student life experiences at this university	28.57%	4	21.43%	3	42.86%	6	7.14%	1	0.00%	0	14
3	Graduate/professional program at this university	50.00%	7	35.71%	5	14.29%	2	0.00%	0	0.00%	0	14
4	Overall experience at this university	57.14%	8	35.71%	5	7.14%	1	0.00%	0	0.00%	0	14

Q39 - If you were to start graduate school over, would you choose the same field of study? If no, what reason(s) would you offer?

#	Answer	%	Count
1	Yes	78.57%	11
2	No	21.43%	3
	Total	100%	14

No - Text
I would possibly change my emphasis within special education to learning disability or emotional impairment
Already have a degree in special education, so I would choose leadership instead.
I am leaving the teaching profession due to burnout.

Q40 - How likely are you to recommend your program to a friend or an acquaintance looking to advance their careers in healthcare?



Q41 - How satisfied are you with your graduate program of study?

#	Answer	%	Count
1	Very dissatisfied	0.00%	0
2	Dissatisfied	0.00%	0
3	Neutral	0.00%	0
4	Satisfied	0.00%	0
5	Very satisfied	0.00%	0
	Total		0

Q42 - If you were to start graduate school over, would you still choose to come to GVSU? If no, what reason(s) would you offer?

#	Answer	%	Count
1	Yes	85.71%	12
2	No	14.29%	2
	Total	100%	14

I have always bragged about GVSU's education program!

I loved having a masters from a 4 year university. But it was expensive.

Q43 - Would you recommend GVSU to someone considering your graduate degree program?

#	Answer	%	Count
1	Definitely yes	50.00%	7
2	Yes	35.71%	5
3	Maybe	14.29%	2
4	No	0.00%	0
5	Definitely no	0.00%	0
	Total	100%	14

Q44 - What was the highlight of your graduate degree program?

What was the highlight of your graduate degree program?
Clear, consistent course formats and work loads.
The education program allows for TRUE learning, for example re-writing of lesson plans and multiple attempts to earn mastery in order for us to best experience our fields and content first hand.
the seamlessness of undergrad to grad school
I had several passionate professors who made learning exciting.
My experiences with classmates and having the ability to take courses online.
The small class size and helpful faculty.
The content learned
High quality instructor (Julia Snider).
Getting close with professors
Master's project. Dr. Julia Snider is amazing.
Positive interactions with staff
finishing my courses. Joe Fisher and Julia Snider were invaluable to me during my course work
The availability of online courses was very important to me as a full-time working mother.
Working with Joe Fisher and Jim Grant.

Q45 - What could be improved for your graduate degree program?

What could be improved for your graduate degree program?
Some courses seemed to be repeating information or duplicating assignments. For example, doing replica literature reviews, abstracts, and research projects at the same time.
Clarity of graduation requirements
More in-person experiences
I found that most of my classes were not very informative and did not teach me anything new. It felt like I was just doing busy work for assignments because I already had the necessary skills and knowledge, which I used every day in my teaching job. It was frustrating to spend so much money on classes that did not help me grow my skills or provide me with any new information.
I thought the program was good.
More classes and leniency on which to take.
Nothing
More lectures to watch rather than strictly reading and self-taught.
Nothing
.

I do not have a reply here.
Professor feedback on assignment and timely grading
I would recommend that EDF 660 be required to be taken within a year before completing the master's thesis or project. I feel that taking EDF 660 two semesters before I completed my master's project was very helpful. EDF 660 is very time-consuming, but if you chose a topic that you can use for your master's project it is worth it.
Some professors were unhelpful and unclear. Olivia Williams was incredibly unhelpful and rude.

Q46 - Which of the following was the most significant obstacle to your academic progress toward degree completion during graduate school? (select all that apply)

#	Answer	%	Count
1	Family obligations	19.35%	6
2	Availability of faculty	0.00%	0
3	Course scheduling/availability	9.68%	3
4	Project/Thesis/Dissertation research	19.35%	6
5	Finances	19.35%	6
6	Mental/Physical Health	9.68%	3
7	Employment	22.58%	7
8	Other	0.00%	0
9	None	0.00%	0
	Total	100%	31

Q47 - Do you feel adequately prepared to enter or advance in your chosen field or profession after completing your GVSU degree?

#	Answer	%	Count
1	Definitely yes	50.00%	7
2	Yes	50.00%	7
3	Maybe	0.00%	0
4	No	0.00%	0
5	Definitely no	0.00%	0
6	Uncertain	0.00%	0
	Total	100%	14

Q67 - Why do you feel inadequately prepared to enter or advance in your chosen field or progression?

Why do you feel inadequately prepared to enter or advance in your chosen field or progression?

Q48 - Have you been or will you be searching for a post-graduate job?

#	Answer	%	Count
1	Yes, I will be searching or I am currently searching	7.14%	1
2	Yes, I searched for and have secured a post-graduate job	64.29%	9
3	No, I will not be searching for a job	28.57%	4
	Total	100%	14

Q49 - Did you receive graduate employment guidance from any person or service during your time at GVSU?

#	Answer	%	Count
1	Yes, I sought and received employment guidance	10.00%	1
2	I sought employment guidance, but did not receive it	0.00%	0
3	No, I did not seek any employment guidance	90.00%	9
	Total	100%	10

Q50 - From whom did you primarily seek employment guidance?

#	Answer	%	Count
1	A GVSU faculty member	100.00%	1
2	The GVSU Career Center	0.00%	0
3	A GVSU advising center	0.00%	0
4	A non-GVSU contact or service	0.00%	0
5	Other	0.00%	0
	Total	100%	1

Q51 - Please rate the quality of the Career Center's post-graduate employment guidance you received:

#	Answer	%	Count
1	Excellent	0.00%	0
2	Very Good	0.00%	0
3	Good	0.00%	0
4	Fair	0.00%	0
5	Poor	0.00%	0
	Total		0

Q52 - Please explain why you felt the quality of the Career Center's post-graduate employment guidance you received was fair or poor:

#	Answer	%	Count
1	There was a lack of communication	0.00%	0
2	I was not given any guidance when we met/spoke	0.00%	0
3	I was given poor or unhelpful guidance	0.00%	0
4	The person or service was difficult to work with	0.00%	0
5	The expectations were unclear and confusing	0.00%	0
6	Other	0.00%	0
	Total		0

Q53 - Please select the reason why you did not seek employment guidance:

#	Answer	%	Count
1	I did not know there was employment guidance available at Grand Valley	10.00%	1
2	I did know there was employment guidance available, but I didn't know it was available for graduate students	0.00%	0
3	I did not feel I needed employment guidance	80.00%	8
4	Other	10.00%	1
	Total	100%	10

Other - Text
Although I don't need it (Currently employed and staying at current school) I did not know it was offered!

Q54 - Has earning your graduate degree resulted in a promotion or any new offers of employment that are related to your degree program? If yes, please describe the job or position you were offered:

#	Answer	%	Count
1	Yes	42.86%	6
2	No	57.14%	8
	Total	100%	14

No change in title (Special Education Teacher) but increase in salary
Masters level pay
Higher pay
Move to a teaching position in my field and a pay raise
CI Postsecondary Transition Teacher
Salary raise

Q58 - Were non-academic activities, such as the Graduate Student Association (GSA) or graduate program social events, important during your graduate education?

#	Answer	%	Count
1	Yes	0.00%	0
2	Neutral	28.57%	4
3	No	71.43%	10
	Total	100%	14

Q59 - Have you participated in any of the following graduate student activities at GVSU? Please select all that apply.

#	Answer	%	Count
1	Graduate Student Association (GSA) activities	0.00%	0
2	Graduate Program Registered Student Organization (RSO) educational activities	0.00%	0
4	Professional development events hosted by the Graduate School	6.25%	1
5	Discipline specific professional speakers	6.25%	1
6	Co-curricular professional development workshops or seminars	6.25%	1
7	Graduate degree program educational events	0.00%	0
8	Graduate degree program social events	0.00%	0
9	Other	0.00%	0
10	I did not participate in any graduate student activities at GVSU	81.25%	13
	Total	100%	16

Q60 - What limited your participation in GVSU graduate student activities?

#	Answer	%	Count
1	Unsure of how to participate	9.52%	2
2	Timing/scheduling of events and activities	14.29%	3
3	Location of events and activities	14.29%	3
4	Cost of participation	0.00%	0
5	Unaware of activities	19.05%	4
6	Not interested in additional activities	33.33%	7
7	Other	9.52%	2
	Total	100%	21

I live in Arizona.
Not on campus

Q61 - Please rank the following activities you would have participated in as a graduate student at GVSU?

#	Question	1		2		3		4		5		6		7		8		Total
1	Graduate Student Association (GSA) activities	20.00 %	2	10.00 %	1	10.00 %	1	20.00 %	2	0.00 %	0	20.00 %	2	20.00 %	2	0.00 %	0	10
2	Graduate Program Registered Student Organization (RSO) educational activities	20.00 %	2	20.00 %	2	10.00 %	1	10.00 %	1	20.00 %	2	10.00 %	1	10.00 %	1	0.00 %	0	10
3	Professional development events hosted by the Graduate School	0.00 %	0	30.00 %	3	40.00 %	4	10.00 %	1	20.00 %	2	0.00 %	0	0.00 %	0	0.00 %	0	10
4	Discipline specific professional speakers	20.00 %	2	20.00 %	2	10.00 %	1	20.00 %	2	20.00 %	2	10.00 %	1	0.00 %	0	0.00 %	0	10
5	Co-curricular professional development workshops or seminars	20.00 %	2	10.00 %	1	10.00 %	1	20.00 %	2	20.00 %	2	10.00 %	1	10.00 %	1	0.00 %	0	10
6	Graduate degree program educational events	10.00 %	1	10.00 %	1	10.00 %	1	10.00 %	1	20.00 %	2	20.00 %	2	0.00 %	0	20.00 %	2	10
7	Graduate degree program social events	10.00 %	1	0.00 %	0	10.00 %	1	10.00 %	1	0.00 %	0	20.00 %	2	50.00 %	5	0.00 %	0	10
8	Other	0.00 %	0	0.00 %	0	0.00 %	0	0.00 %	0	0.00 %	0	10.00 %	1	10.00 %	1	80.00 %	8	10

Q62 - Any final comments and/or suggestions regarding your graduate education experience at GVSU?

Any final comments and/or suggestions regarding your graduate education experience at GVSU?
na
None
None