



2022 - 2023 Alumni Year-Out Employment Data

Data from the Michigan Department of Education (MDE)

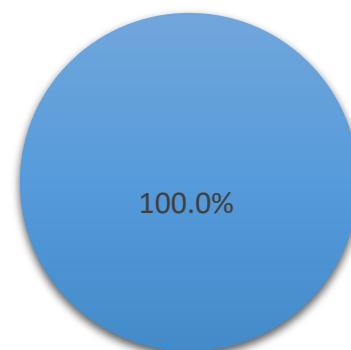
Responses from GVSU Fall 2021 and Winter 2022 Program Completers (N = 56).

Contents

Did you obtain employment in a school setting?	2
Did you obtain employment within Michigan?	2
Did you obtain or continue employment in the school district where you completed your internship/alternative route placement (i.e. student teaching, residency program)?	3
Did you obtain employment in a teaching position?	3

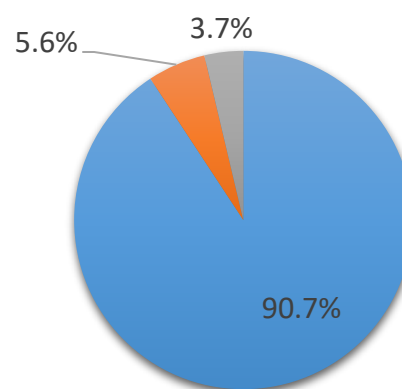
Did you obtain employment in a school setting?

	Number	Percentage
Yes	55	100%
No	0	0%
Total	55	100%



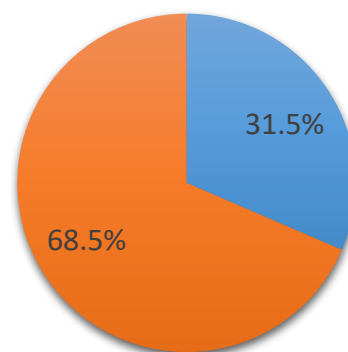
Did you obtain employment within Michigan?

	Number	Percentage
Yes, and plan to remain in Michigan.	49	90.7%
Yes, but intend to seek employment outside of Michigan.	3	5.6%
No, but intend to seek employment within Michigan.	2	3.7%
Total	54	100%



Did you obtain or continue employment in the school district where you completed your internship/alternative route placement (i.e. student teaching, residency program)?

	Number	Percentage
Yes	17	31.5%
No	37	68.5%
Total	54	100%



Did you obtain employment in a teaching position?

	Number	Percentage
Yes	54	100%
No	0	0%
Total	54	100%

