



## 2021-2022 Initial Teacher Candidate Internship Assessments Data

### Contents

<b>EDI 430, Elementary Internship .....</b>	<b>2</b>
<b>EDI 431, Secondary Internship .....</b>	<b>12</b>
<b>EDI 685 A, Graduate Teacher Certification Elementary Internship.....</b>	<b>32</b>
<b>EDI 685 B, Graduate Teacher Certification Secondary Internship .....</b>	<b>39</b>

## UFC Clinical Internship Performance Evaluation of Student EDI 430

2021-11-30 - 2022-05-16

Courses Included							
Learning Activity	Course	Instructors	Enrollment	Evaluations	Percent	# Pass	% Pass
UFC Clinical Internship Performance Evaluation of Student EDI 430	EDI 430 01 - TR - Student Teaching, Elementary (F21) (GVEDI430.01.202210)			100	Infinity	92	92
UFC Clinical Internship Performance Evaluation of Student EDI 430	EDI 430 01 - TR - Student Teaching, Elementary (W22) (GVEDI430.01.202220)		95	87	91.58	85	97.7

Summary Statistics					
Scored Evaluations	187	# Pass	177	Mean Score	17.89
Rows	22	% Pass	94.65	Median Score	18
Possible Item Scores	4114	Highest Score	22	Std Dev	3.19
Actual Item Scores	4093	Lowest Score	8	KR(20) / Cronbach Alpha	0.97

Row Analysis					
Position	Row	Average	Std Dev	Point Biserial	Cronbach Del
1	Danielson 1a: Demonstrating knowledge of content and pedagogy (CAEP 1.3, 1.5; InTASC 4)	0.82	0.19	0.76	0.97
2	Danielson 1b: Demonstrates knowledge of students (CAEP 1.1, 2.3; InTASC 1, 2, & 7)	0.82	0.19	0.79	0.97
3	Danielson 1c: Setting instructional outcomes (CAEP 1.1; InTASC 1)	0.81	0.18	0.75	0.97
4	Danielson 1d: Demonstrating knowledge of resources (CAEP 1.1, 1.2; InTASC 10)	0.81	0.18	0.76	0.97
5	Danielson 1e: Designing coherent instruction (CAEP 1.1, 1.5, 2.3; InTASC 1, 4, & 7)	0.81	0.2	0.76	0.97
6	Danielson 1f: Designing student assessments (CAEP 1, 2; InTASC 6)	0.74	0.18	0.72	0.97
7	Danielson 2a: Creating an environment of respect and rapport (CAEP 1.1, 1.4; InTASC 3)	0.91	0.16	0.58	0.97
8	Danielson 2b: Establishing a culture for learning (CAEP 1.3, 1.4; InTASC 3, 5)	0.85	0.2	0.75	0.97





### Row Analysis

Position	Row	Average	Std Dev	Point Biserial	Cronbach Del
9	Danielson 2c: Managing classroom procedures (CAEP 1.4; InTASC 3)	0.82	0.2	0.75	0.97
10	Danielson 2d: Managing student behavior (CAEP 1.1, 1.4; InTASC 3)	0.83	0.2	0.68	0.97
11	Danielson 2e: Organizing physical space (CAEP 1.1,1.4; InTASC 3)	0.84	0.18	0.71	0.97
12	Danielson 3a: Communicating with students (CAEP 1.3, 1.4; InTASC 5)	0.82	0.19	0.84	0.97
13	Danielson 3b: Using questioning and discussion techniques (CAEP 1.3, 1.5, 2.3; InTASC 8)	0.78	0.2	0.81	0.97
14	Danielson 3c: Engaging students in learning (CAEP 1.3, 1.5, 2.3; InTASC 1, 3, 4, 5, & 8)	0.82	0.19	0.81	0.97
15	Danielson 3d: Using assessment in instruction (CAEP 1.2; InTASC 6)	0.77	0.16	0.66	0.97
16	Danielson 3e: Demonstrating flexibility and responsiveness (CAEP 1.3, 1.5, 2.3; InTASC 5, 8)	0.83	0.18	0.83	0.97

Row Analysis					
Position	Row	Average	Std Dev	Point Biserial	Cronbach Del
17	Danielson 4a: Reflecting on teaching (CAEP 1.2, 1.3, 1.5; InTASC 9)	0.85	0.19	0.74	0.97
18	Danielson 4b: Maintaining accurate records (CAEP 1.2, 1.3, 1.5; InTASC 9)	0.79	0.18	0.76	0.96
19	Danielson 4c: Communicating with families (CAEP 1.1, 1.2; InTASC 10)	0.77	0.18	0.7	0.97
20	Danielson 4d: Participating in the professional community (CAEP 1.1, 1.2; InTASC 10)	0.82	0.19	0.72	0.97
21	Danielson 4e: Growing and developing professionally (CAEP 1.2, 1.3, 1.5; InTASC 9)	0.83	0.19	0.72	0.97
22	Danielson 4f: Showing professionalism (CAEP 1.2, 1.3, 1.5; InTASC 9 & 10)	0.85	0.17	0.71	0.97

Details				
No	Row	Average	Levels Of Achievement	Distribution





## Details

No	Row	Average	Levels Of Achievement	Distribution
1	Danielson 1a: Demonstrating knowledge of content and pedagogy (CAEP 1.3, 1.5; InTASC 4)	0.82	<ul style="list-style-type: none"> <li>■ 93 (50%) Distinguished</li> <li>■ 85 (45.7%) Proficient</li> <li>■ 8 (4.3%) Developing</li> </ul>	
2	Danielson 1b: Demonstrates knowledge of students (CAEP 1.1, 2.3; InTASC 1, 2, & 7)	0.82	<ul style="list-style-type: none"> <li>■ 96 (51.3%) Distinguished</li> <li>■ 83 (44.4%) Proficient</li> <li>■ 8 (4.3%) Developing</li> </ul>	
3	Danielson 1c: Setting instructional outcomes (CAEP 1.1; InTASC 1)	0.81	<ul style="list-style-type: none"> <li>■ 83 (44.9%) Distinguished</li> <li>■ 96 (51.9%) Proficient</li> <li>■ 6 (3.2%) Developing</li> </ul>	
4	Danielson 1d: Demonstrating knowledge of resources (CAEP 1.1, 1.2; InTASC 10)	0.81	<ul style="list-style-type: none"> <li>■ 81 (43.5%) Distinguished</li> <li>■ 102 (54.8%) Proficient</li> <li>■ 3 (1.6%) Developing</li> </ul>	





## Details





No	Row	Average	Levels Of Achievement	Distribution
5	Danielson 1e: Designing coherent instruction (CAEP 1.1, 1.5, 2.3; InTASC 1, 4, & 7)	0.81	<ul style="list-style-type: none"> <li>92 (49.2%) Distinguished</li> <li>85 (45.5%) Proficient</li> <li>10 (5.3%) Developing</li> </ul>	
6	Danielson 1f: Designing student assessments (CAEP 1, 2; InTASC 6)	0.74	<ul style="list-style-type: none"> <li>52 (27.8%) Distinguished</li> <li>124 (66.3%) Proficient</li> <li>11 (5.9%) Developing</li> </ul>	
7	Danielson 2a: Creating an environment of respect and rapport (CAEP 1.1, 1.4; InTASC 3)	0.91	<ul style="list-style-type: none"> <li>139 (74.3%) Distinguished</li> <li>44 (23.5%) Proficient</li> <li>4 (2.1%) Developing</li> </ul>	
8	Danielson 2b: Establishing a culture for learning (CAEP 1.3, 1.4; InTASC 3, 5)	0.85	<ul style="list-style-type: none"> <li>111 (59.7%) Distinguished</li> <li>66 (35.5%) Proficient</li> <li>9 (4.8%) Developing</li> </ul>	



## Details

No	Row	Average	Levels Of Achievement	Distribution
9	Danielson 2c: Managing classroom procedures (CAEP 1.4; InTASC 3)	0.82	<ul style="list-style-type: none"> <li>■ 93 (50%) Distinguished</li> <li>■ 84 (45.2%) Proficient</li> <li>■ 9 (4.8%) Developing</li> </ul>	
10	Danielson 2d: Managing student behavior (CAEP 1.1, 1.4; InTASC 3)	0.83	<ul style="list-style-type: none"> <li>■ 101 (54%) Distinguished</li> <li>■ 76 (40.6%) Proficient</li> <li>■ 10 (5.3%) Developing</li> </ul>	
11	Danielson 2e: Organizing physical space (CAEP 1.1,1.4; InTASC 3)	0.84	<ul style="list-style-type: none"> <li>■ 103 (55.1%) Distinguished</li> <li>■ 81 (43.3%) Proficient</li> <li>■ 3 (1.6%) Developing</li> </ul>	
12	Danielson 3a: Communicating with students (CAEP 1.3, 1.4; InTASC 5)	0.82	<ul style="list-style-type: none"> <li>■ 94 (50.5%) Distinguished</li> <li>■ 85 (45.7%) Proficient</li> <li>■ 7 (3.8%) Developing</li> </ul>	



Details				
No	Row	Average	Levels Of Achievement	Distribution
13	Danielson 3b: Using questioning and discussion techniques (CAEP 1.3, 1.5, 2.3; InTASC 8)	0.78	<ul style="list-style-type: none"> <li>78 (41.7%) Distinguished</li> <li>97 (51.9%) Proficient</li> <li>12 (6.4%) Developing</li> </ul>	
14	Danielson 3c: Engaging students in learning (CAEP 1.3, 1.5, 2.3; InTASC 1, 3, 4, 5, & 8)	0.82	<ul style="list-style-type: none"> <li>95 (51.1%) Distinguished</li> <li>83 (44.6%) Proficient</li> <li>8 (4.3%) Developing</li> </ul>	
15	Danielson 3d: Using assessment in instruction (CAEP 1.2; InTASC 6)	0.77	<ul style="list-style-type: none"> <li>60 (32.6%) Distinguished</li> <li>122 (66.3%) Proficient</li> <li>2 (1.1%) Developing</li> </ul>	
16	Danielson 3e: Demonstrating flexibility and responsiveness (CAEP 1.3, 1.5, 2.3; InTASC 5, 8)	0.83	<ul style="list-style-type: none"> <li>93 (50%) Distinguished</li> <li>89 (47.8%) Proficient</li> <li>4 (2.2%) Developing</li> </ul>	

Details				
No	Row	Average	Levels Of Achievement	Distribution
17	Danielson 4a: Reflecting on teaching (CAEP 1.2, 1.3, 1.5; InTASC 9)	0.85	<ul style="list-style-type: none"> <li>■ 108 (58.7%) Distinguished</li> <li>■ 69 (37.5%) Proficient</li> <li>■ 7 (3.8%) Developing</li> </ul>	
18	Danielson 4b: Maintaining accurate records (CAEP 1.2, 1.3, 1.5; InTASC 9)	0.79	<ul style="list-style-type: none"> <li>■ 74 (39.8%) Distinguished</li> <li>■ 107 (57.5%) Proficient</li> <li>■ 5 (2.7%) Developing</li> </ul>	
19	Danielson 4c: Communicating with families (CAEP 1.1, 1.2; InTASC 10)	0.77	<ul style="list-style-type: none"> <li>■ 64 (34.6%) Distinguished</li> <li>■ 114 (61.6%) Proficient</li> <li>■ 7 (3.8%) Developing</li> </ul>	
20	Danielson 4d: Participating in the professional community (CAEP 1.1, 1.2; InTASC 10)	0.82	<ul style="list-style-type: none"> <li>■ 89 (48.1%) Distinguished</li> <li>■ 90 (48.6%) Proficient</li> <li>■ 6 (3.2%) Developing</li> </ul>	

Details				
No	Row	Average	Levels Of Achievement	Distribution
21	Danielson 4e: Growing and developing professionally (CAEP 1.2, 1.3, 1.5; InTASC 9)	0.83	<ul style="list-style-type: none"> <li>■ 95 (51.1%) Distinguished</li> <li>■ 85 (45.7%) Proficient</li> <li>■ 6 (3.2%) Developing</li> </ul>	
22	Danielson 4f: Showing professionalism (CAEP 1.2, 1.3, 1.5; InTASC 9 & 10)	0.85	<ul style="list-style-type: none"> <li>■ 105 (56.1%) Distinguished</li> <li>■ 81 (43.3%) Proficient</li> <li>■ 1 (0.5%) Developing</li> </ul>	

Goals Summary										
Goals	Scored	Avg	Target	Percent Met	# Rows	% Rows	Distinguished	Proficient	Developing	Description

# UFC Clinical Internship Performance Evaluation of Student EDI 431

UFC Clinical Internship Performance Evaluation of Student EDI 431

2021-12-01 - 2021-12-14

Courses Included							
Learning Activity	Course	Instructors	Enrollment	Evaluations	Percent	# Pass	% Pass
UFC Clinical Internship Performance Evaluation of Student EDI 431	EDI 431 01 - TR - Student Teaching, Secondary (F21) (GVEDI431.01.202210)			29	Infinity	29	100

Summary Statistics					
Scored Evaluations	29	# Pass	29	Mean Score	17.25
Rows	22	% Pass	100	Median Score	16
Possible Item Scores	638	Highest Score	22	Std Dev	2.94
Actual Item Scores	638	Lowest Score	13.33	KR(20) / Cronbach Alpha	0.98






Row Analysis					
Position	Row	Average	Std Dev	Point Biserial	Cronbach Del
1	Danielson 1a: Demonstrating knowledge of content and pedagogy (CAEP 1.3, 1.5; InTASC 4)	0.78	0.18	0.82	0.98


### Row Analysis

Position	Row	Average	Std Dev	Point Biserial	Cronbach Del
2	Danielson 1b: Demonstrates knowledge of students (CAEP 1.1, 2.3; InTASC 1, 2, & 7)	0.79	0.16	0.78	0.98
3	Danielson 1c: Setting instructional outcomes (CAEP 1.1; InTASC 1)	0.77	0.18	0.79	0.98
4	Danielson 1d: Demonstrating knowledge of resources (CAEP 1.1, 1.2; InTASC 10)	0.8	0.16	0.76	0.98
5	Danielson 1e: Designing coherent instruction (CAEP 1.1, 1.5, 2.3; InTASC 1, 4, & 7)	0.78	0.16	0.89	0.98
6	Danielson 1f: Designing student assessments (CAEP 1, 2; InTASC 6)	0.75	0.14	0.73	0.98
7	Danielson 2a: Creating an environment of respect and rapport (CAEP 1.1, 1.4; InTASC 3)	0.83	0.17	0.57	0.98
8	Danielson 2b: Establishing a culture for learning (CAEP 1.3, 1.4; InTASC 3, 5)	0.82	0.17	0.85	0.98
9	Danielson 2c: Managing classroom procedures (CAEP 1.4; InTASC 3)	0.82	0.19	0.79	0.98





### Row Analysis

Position	Row	Average	Std Dev	Point Biserial	Cronbach Del
10	Danielson 2d: Managing student behavior (CAEP 1.1, 1.4; InTASC 3)	0.75	0.14	0.74	0.98
11	Danielson 2e: Organizing physical space (CAEP 1.1,1.4; InTASC 3)	0.85	0.17	0.78	0.98
12	Danielson 3a: Communicating with students (CAEP 1.3, 1.4; InTASC 5)	0.78	0.16	0.8	0.98
13	Danielson 3b: Using questioning and discussion techniques (CAEP 1.3, 1.5, 2.3; InTASC 8)	0.75	0.17	0.79	0.98
14	Danielson 3c: Engaging students in learning CAEP 1.3, 1.5, 2.3; InTASC 1, 3, 4, 5, & 8)	0.78	0.16	0.9	0.98
15	Danielson 3d: Using assessment in instruction (CAEP 1.2; InTASC 6)	0.78	0.16	0.89	0.98
16	Danielson 3e: Demonstrating flexibility and responsiveness (CAEP 1.3, 1.5, 2.3; InTASC 5, 8)	0.77	0.15	0.91	0.98
17	Danielson 4a: Reflecting on teaching (CAEP 1.2, 1.3, 1.5; InTASC 9)	0.8	0.16	0.82	0.98

Row Analysis					
Position	Row	Average	Std Dev	Point Biserial	Cronbach Del
18	Danielson 4b: Maintaining accurate records (CAEP 1.2, 1.3, 1.5; InTASC 9)	0.78	0.16	0.89	0.98
					
19	Danielson 4c: Communicating with families (CAEP 1.1, 1.2; InTASC 10)	0.72	0.13	0.68	0.98
					
20	Danielson 4d: Participating in the professional community (CAEP 1.1, 1.2; InTASC 10)	0.75	0.19	0.78	0.98
					
21	Danielson 4e: Growing and developing professionally (CAEP 1.2, 1.3, 1.5; InTASC 9)	0.8	0.16	0.87	0.98
					
22	Danielson 4f: Showing professionalism (CAEP 1.2, 1.3, 1.5; InTASC 9 & 10)	0.79	0.16	0.88	0.98
					





Details				
No	Row	Average	Levels Of Achievement	Distribution
1	Danielson 1a: Demonstrating knowledge of content and pedagogy (CAEP 1.3, 1.5; InTASC 4)	0.78	<ul style="list-style-type: none"> <li><span style="color: #C8513E;">■</span> 11 (37.9%) Distinguished</li> <li><span style="color: #E69A00;">■</span> 17 (58.6%) Proficient</li> <li><span style="color: #FFD700;">■</span> 1 (3.4%) Developing</li> </ul>	





## Details





No	Row	Average	Levels Of Achievement	Distribution
2	Danielson 1b: Demonstrates knowledge of students (CAEP 1.1, 2.3; InTASC 1, 2, & 7)	0.79	<ul style="list-style-type: none"> <li>■ 11 (37.9%) Distinguished</li> <li>■ 18 (62.1%) Proficient</li> <li>■ 0 (0%) Developing</li> </ul>	
3	Danielson 1c: Setting instructional outcomes (CAEP 1.1; InTASC 1)	0.77	<ul style="list-style-type: none"> <li>■ 10 (34.5%) Distinguished</li> <li>■ 18 (62.1%) Proficient</li> <li>■ 1 (3.4%) Developing</li> </ul>	
4	Danielson 1d: Demonstrating knowledge of resources (CAEP 1.1, 1.2; InTASC 10)	0.8	<ul style="list-style-type: none"> <li>■ 12 (41.4%) Distinguished</li> <li>■ 17 (58.6%) Proficient</li> <li>■ 0 (0%) Developing</li> </ul>	
5	Danielson 1e: Designing coherent instruction (CAEP 1.1, 1.5, 2.3; InTASC 1, 4, & 7)	0.78	<ul style="list-style-type: none"> <li>■ 10 (34.5%) Distinguished</li> <li>■ 19 (65.5%) Proficient</li> <li>■ 0 (0%) Developing</li> </ul>	







## Details


No	Row	Average	Levels Of Achievement	Distribution
6	Danielson 1f: Designing student assessments (CAEP 1, 2; InTASC 6)	0.75	<ul style="list-style-type: none"> <li>■ 7 (24.1%) Distinguished</li> <li>■ 22 (75.9%) Proficient</li> <li>■ 0 (0%) Developing</li> </ul>	
7	Danielson 2a: Creating an environment of respect and rapport (CAEP 1.1, 1.4; InTASC 3)	0.83	<ul style="list-style-type: none"> <li>■ 14 (48.3%) Distinguished</li> <li>■ 15 (51.7%) Proficient</li> <li>■ 0 (0%) Developing</li> </ul>	
8	Danielson 2b: Establishing a culture for learning (CAEP 1.3, 1.4; InTASC 3, 5)	0.82	<ul style="list-style-type: none"> <li>■ 13 (44.8%) Distinguished</li> <li>■ 16 (55.2%) Proficient</li> <li>■ 0 (0%) Developing</li> </ul>	
9	Danielson 2c: Managing classroom procedures (CAEP 1.4; InTASC 3)	0.82	<ul style="list-style-type: none"> <li>■ 14 (48.3%) Distinguished</li> <li>■ 14 (48.3%) Proficient</li> <li>■ 1 (3.4%) Developing</li> </ul>	

Details				
No	Row	Average	Levels Of Achievement	Distribution
10	Danielson 2d: Managing student behavior (CAEP 1.1, 1.4; InTASC 3)	0.75	<ul style="list-style-type: none"> <li>■ 7 (24.1%) Distinguished</li> <li>■ 22 (75.9%) Proficient</li> <li>■ 0 (0%) Developing</li> </ul>	
11	Danielson 2e: Organizing physical space (CAEP 1.1,1.4; InTASC 3)	0.85	<ul style="list-style-type: none"> <li>■ 16 (55.2%) Distinguished</li> <li>■ 13 (44.8%) Proficient</li> <li>■ 0 (0%) Developing</li> </ul>	
12	Danielson 3a: Communicating with students (CAEP 1.3, 1.4; InTASC 5)	0.78	<ul style="list-style-type: none"> <li>■ 10 (34.5%) Distinguished</li> <li>■ 19 (65.5%) Proficient</li> <li>■ 0 (0%) Developing</li> </ul>	
13	Danielson 3b: Using questioning and discussion techniques (CAEP 1.3, 1.5, 2.3; InTASC 8)	0.75	<ul style="list-style-type: none"> <li>■ 8 (27.6%) Distinguished</li> <li>■ 20 (69%) Proficient</li> <li>■ 1 (3.4%) Developing</li> </ul>	

Details				
No	Row	Average	Levels Of Achievement	Distribution
14	Danielson 3c: Engaging students in learning (CAEP 1.3, 1.5, 2.3; InTASC 1, 3, 4, 5, & 8)	0.78	<ul style="list-style-type: none"> <li>■ 10 (34.5%) Distinguished</li> <li>■ 19 (65.5%) Proficient</li> <li>■ 0 (0%) Developing</li> </ul>	
15	Danielson 3d: Using assessment in instruction (CAEP 1.2; InTASC 6)	0.78	<ul style="list-style-type: none"> <li>■ 10 (34.5%) Distinguished</li> <li>■ 19 (65.5%) Proficient</li> <li>■ 0 (0%) Developing</li> </ul>	
16	Danielson 3e: Demonstrating flexibility and responsiveness (CAEP 1.3, 1.5, 2.3; InTASC 5, 8)	0.77	<ul style="list-style-type: none"> <li>■ 9 (31%) Distinguished</li> <li>■ 20 (69%) Proficient</li> <li>■ 0 (0%) Developing</li> </ul>	
17	Danielson 4a: Reflecting on teaching (CAEP 1.2, 1.3, 1.5; InTASC 9)	0.8	<ul style="list-style-type: none"> <li>■ 12 (41.4%) Distinguished</li> <li>■ 17 (58.6%) Proficient</li> <li>■ 0 (0%) Developing</li> </ul>	

## Details

No	Row	Average	Levels Of Achievement	Distribution
18	Danielson 4b: Maintaining accurate records (CAEP 1.2, 1.3, 1.5; InTASC 9)	0.78	<ul style="list-style-type: none"> <li>■ 10 (34.5%) Distinguished</li> <li>■ 19 (65.5%) Proficient</li> <li>■ 0 (0%) Developing</li> </ul>	
19	Danielson 4c: Communicating with families (CAEP 1.1, 1.2; InTASC 10)	0.72	<ul style="list-style-type: none"> <li>■ 5 (17.2%) Distinguished</li> <li>■ 24 (82.8%) Proficient</li> <li>■ 0 (0%) Developing</li> </ul>	
20	Danielson 4d: Participating in the professional community (CAEP 1.1, 1.2; InTASC 10)	0.75	<ul style="list-style-type: none"> <li>■ 9 (31%) Distinguished</li> <li>■ 18 (62.1%) Proficient</li> <li>■ 2 (6.9%) Developing</li> </ul>	
21	Danielson 4e: Growing and developing professionally (CAEP 1.2, 1.3, 1.5; InTASC 9)	0.8	<ul style="list-style-type: none"> <li>■ 12 (41.4%) Distinguished</li> <li>■ 17 (58.6%) Proficient</li> <li>■ 0 (0%) Developing</li> </ul>	

Details				
No	Row	Average	Levels Of Achievement	Distribution
22	Danielson 4f: Showing professionalism (CAEP 1.2, 1.3, 1.5; InTASC 9 & 10)	0.79	<ul style="list-style-type: none"> <li>■ 11 (37.9%) Distinguished</li> <li>■ 18 (62.1%) Proficient</li> <li>■ 0 (0%) Developing</li> </ul>	

Goals Summary										
Goals	Scored	Avg	Target	Percent Met	# Rows	% Rows	Distinguished	Proficient	Developing	Description

# UFC Clinical Internship Performance Evaluation of Student EDI 431









UFC Clinical Internship Performance Evaluation of Student EDI 431

2022-04-14 - 2022-05-02

Courses Included							
Learning Activity	Course	Instructors	Enrollment	Evaluations	Percent	# Pass	% Pass
UFC Clinical Internship Performance Evaluation of Student EDI 431	EDI 431 01 - TR - Student Teaching, Secondary (W22) (GVEDI431.01.202220)		91	90	98.9	89	98.89

Summary Statistics					
Scored Evaluations	90	# Pass	89	Mean Score	18.43
Rows	22	% Pass	98.89	Median Score	18.67
Possible Item Scores	1980	Highest Score	22	Std Dev	2.7
Actual Item Scores	1970	Lowest Score	12.33	KR(20) / Cronbach Alpha	0.96

## Row Analysis





Position	Row	Average	Std Dev	Point Biserial	Cronbach Del
1	Danielson 1a: Demonstrating knowledge of content and pedagogy (CAEP 1.3, 1.5; InTASC 4)	0.86	0.17	0.65	0.95
					
2	Danielson 1b: Demonstrates knowledge of students (CAEP 1.1, 2.3; InTASC 1, 2, & 7)	0.82	0.19	0.62	0.96
					
3	Danielson 1c: Setting instructional outcomes (CAEP 1.1; InTASC 1)	0.79	0.19	0.67	0.95
					
4	Danielson 1d: Demonstrating knowledge of resources (CAEP 1.1, 1.2; InTASC 10)	0.88	0.17	0.8	0.95
					
5	Danielson 1e: Designing coherent instruction (CAEP 1.1, 1.5, 2.3; InTASC 1, 4, & 7)	0.82	0.17	0.79	0.95
					
6	Danielson 1f: Designing student assessments (CAEP 1, 2; InTASC 6)	0.77	0.17	0.7	0.95
					
7	Danielson 2a: Creating an environment of respect and rapport (CAEP 1.1, 1.4; InTASC 3)	0.94	0.13	0.45	0.96
					
8	Danielson 2b: Establishing a culture for learning (CAEP 1.3, 1.4; InTASC 3, 5)	0.89	0.16	0.72	0.96
					
9	Danielson 2c: Managing classroom procedures (CAEP 1.4; InTASC 3)	0.86	0.17	0.69	0.95

Row Analysis					
Position	Row	Average	Std Dev	Point Biserial	Cronbach Del
10	Danielson 2d: Managing student behavior (CAEP 1.1, 1.4; InTASC 3)	0.81	0.18	0.57	0.96
11	Danielson 2e: Organizing physical space (CAEP 1.1,1.4; InTASC 3)	0.93	0.14	0.56	0.96
12	Danielson 3a: Communicating with students (CAEP 1.3, 1.4; InTASC 5)	0.84	0.17	0.75	0.95
13	Danielson 3b: Using questioning and discussion techniques (CAEP 1.3, 1.5, 2.3; InTASC 8)	0.78	0.17	0.67	0.95
14	Danielson 3c: Engaging students in learning CAEP 1.3, 1.5, 2.3; InTASC 1, 3, 4, 5, & 8)	0.86	0.17	0.75	0.95
15	Danielson 3d: Using assessment in instruction (CAEP 1.2; InTASC 6)	0.77	0.16	0.73	0.95
16	Danielson 3e: Demonstrating flexibility and responsiveness (CAEP 1.3, 1.5, 2.3; InTASC 5, 8)	0.87	0.16	0.78	0.95
17	Danielson 4a: Reflecting on teaching (CAEP 1.2, 1.3, 1.5; InTASC 9)	0.87	0.17	0.82	0.95







Row Analysis					
Position	Row	Average	Std Dev	Point Biserial	Cronbach Del
18	Danielson 4b: Maintaining accurate records (CAEP 1.2, 1.3, 1.5; InTASC 9)	0.85	0.17	0.66	0.95
19	Danielson 4c: Communicating with families (CAEP 1.1, 1.2; InTASC 10)	0.74	0.19	0.59	0.96
20	Danielson 4d: Participating in the professional community (CAEP 1.1, 1.2; InTASC 10)	0.86	0.19	0.75	0.95
21	Danielson 4e: Growing and developing professionally (CAEP 1.2, 1.3, 1.5; InTASC 9)	0.86	0.17	0.68	0.95
22	Danielson 4f: Showing professionalism (CAEP 1.2, 1.3, 1.5; InTASC 9 & 10)	0.86	0.17	0.63	0.96





Details				
No	Row	Average	Levels Of Achievement	Distribution

Details				
No	Row	Average	Levels Of Achievement	Distribution
1	Danielson 1a: Demonstrating knowledge of content and pedagogy (CAEP 1.3, 1.5; InTASC 4)	0.86	<ul style="list-style-type: none"> <li>■ 51 (56.7%) Distinguished</li> <li>■ 39 (43.3%) Proficient</li> <li>■ 0 (0%) Developing</li> </ul>	
2	Danielson 1b: Demonstrates knowledge of students (CAEP 1.1, 2.3; InTASC 1, 2, & 7)	0.82	<ul style="list-style-type: none"> <li>■ 46 (51.7%) Distinguished</li> <li>■ 39 (43.8%) Proficient</li> <li>■ 4 (4.5%) Developing</li> </ul>	
3	Danielson 1c: Setting instructional outcomes (CAEP 1.1; InTASC 1)	0.79	<ul style="list-style-type: none"> <li>■ 38 (42.2%) Distinguished</li> <li>■ 48 (53.3%) Proficient</li> <li>■ 4 (4.4%) Developing</li> </ul>	
4	Danielson 1d: Demonstrating knowledge of resources (CAEP 1.1, 1.2; InTASC 10)	0.88	<ul style="list-style-type: none"> <li>■ 59 (65.6%) Distinguished</li> <li>■ 30 (33.3%) Proficient</li> <li>■ 1 (1.1%) Developing</li> </ul>	





## Details

No	Row	Average	Levels Of Achievement	Distribution
5	Danielson 1e: Designing coherent instruction (CAEP 1.1, 1.5, 2.3; InTASC 1, 4, & 7)	0.82	<ul style="list-style-type: none"> <li>■ 40 (44.9%) Distinguished</li> <li>■ 49 (55.1%) Proficient</li> <li>■ 0 (0%) Developing</li> </ul>	
6	Danielson 1f: Designing student assessments (CAEP 1, 2; InTASC 6)	0.77	<ul style="list-style-type: none"> <li>■ 30 (33.3%) Distinguished</li> <li>■ 58 (64.4%) Proficient</li> <li>■ 2 (2.2%) Developing</li> </ul>	
7	Danielson 2a: Creating an environment of respect and rapport (CAEP 1.1, 1.4; InTASC 3)	0.94	<ul style="list-style-type: none"> <li>■ 72 (80.9%) Distinguished</li> <li>■ 17 (19.1%) Proficient</li> <li>■ 0 (0%) Developing</li> </ul>	
8	Danielson 2b: Establishing a culture for learning (CAEP 1.3, 1.4; InTASC 3, 5)	0.89	<ul style="list-style-type: none"> <li>■ 59 (67%) Distinguished</li> <li>■ 29 (33%) Proficient</li> <li>■ 0 (0%) Developing</li> </ul>	





## Details



No	Row	Average	Levels Of Achievement	Distribution
9	Danielson 2c: Managing classroom procedures (CAEP 1.4; InTASC 3)	0.86	<ul style="list-style-type: none"> <li>■ 54 (60%) Distinguished</li> <li>■ 35 (38.9%) Proficient</li> <li>■ 1 (1.1%) Developing</li> </ul>	
10	Danielson 2d: Managing student behavior (CAEP 1.1, 1.4; InTASC 3)	0.81	<ul style="list-style-type: none"> <li>■ 40 (44.4%) Distinguished</li> <li>■ 48 (53.3%) Proficient</li> <li>■ 2 (2.2%) Developing</li> </ul>	
11	Danielson 2e: Organizing physical space (CAEP 1.1,1.4; InTASC 3)	0.93	<ul style="list-style-type: none"> <li>■ 70 (77.8%) Distinguished</li> <li>■ 20 (22.2%) Proficient</li> <li>■ 0 (0%) Developing</li> </ul>	
12	Danielson 3a: Communicating with students (CAEP 1.3, 1.4; InTASC 5)	0.84	<ul style="list-style-type: none"> <li>■ 49 (54.4%) Distinguished</li> <li>■ 40 (44.4%) Proficient</li> <li>■ 1 (1.1%) Developing</li> </ul>	

## Details

No	Row	Average	Levels Of Achievement	Distribution
13	Danielson 3b: Using questioning and discussion techniques (CAEP 1.3, 1.5, 2.3; InTASC 8)	0.78	<ul style="list-style-type: none"> <li>■ 33 (37.1%) Distinguished</li> <li>■ 54 (60.7%) Proficient</li> <li>■ 2 (2.2%) Developing</li> </ul>	
14	Danielson 3c: Engaging students in learning CAEP 1.3, 1.5, 2.3; InTASC 1, 3, 4, 5, & 8)	0.86	<ul style="list-style-type: none"> <li>■ 53 (59.6%) Distinguished</li> <li>■ 35 (39.3%) Proficient</li> <li>■ 1 (1.1%) Developing</li> </ul>	
15	Danielson 3d: Using assessment in instruction (CAEP 1.2; InTASC 6)	0.77	<ul style="list-style-type: none"> <li>■ 28 (31.5%) Distinguished</li> <li>■ 60 (67.4%) Proficient</li> <li>■ 1 (1.1%) Developing</li> </ul>	
16	Danielson 3e: Demonstrating flexibility and responsiveness (CAEP 1.3, 1.5, 2.3; InTASC 5, 8)	0.87	<ul style="list-style-type: none"> <li>■ 56 (62.2%) Distinguished</li> <li>■ 34 (37.8%) Proficient</li> <li>■ 0 (0%) Developing</li> </ul>	

## Details

No	Row	Average	Levels Of Achievement	Distribution
17	Danielson 4a: Reflecting on teaching (CAEP 1.2, 1.3, 1.5; InTASC 9)	0.87	<ul style="list-style-type: none"> <li>■ 56 (62.9%) Distinguished</li> <li>■ 32 (36%) Proficient</li> <li>■ 1 (1.1%) Developing</li> </ul>	
18	Danielson 4b: Maintaining accurate records (CAEP 1.2, 1.3, 1.5; InTASC 9)	0.85	<ul style="list-style-type: none"> <li>■ 49 (54.4%) Distinguished</li> <li>■ 41 (45.6%) Proficient</li> <li>■ 0 (0%) Developing</li> </ul>	
19	Danielson 4c: Communicating with families (CAEP 1.1, 1.2; InTASC 10)	0.74	<ul style="list-style-type: none"> <li>■ 26 (29.2%) Distinguished</li> <li>■ 56 (62.9%) Proficient</li> <li>■ 7 (7.9%) Developing</li> </ul>	
20	Danielson 4d: Participating in the professional community (CAEP 1.1, 1.2; InTASC 10)	0.86	<ul style="list-style-type: none"> <li>■ 55 (61.1%) Distinguished</li> <li>■ 32 (35.6%) Proficient</li> <li>■ 3 (3.3%) Developing</li> </ul>	

Details				
No	Row	Average	Levels Of Achievement	Distribution
21	Danielson 4e: Growing and developing professionally (CAEP 1.2, 1.3, 1.5; InTASC 9)	0.86	<ul style="list-style-type: none"> <li>■ 52 (57.8%) Distinguished</li> <li>■ 37 (41.1%) Proficient</li> <li>■ 1 (1.1%) Developing</li> </ul>	
22	Danielson 4f: Showing professionalism (CAEP 1.2, 1.3, 1.5; InTASC 9 & 10)	0.86	<ul style="list-style-type: none"> <li>■ 52 (57.8%) Distinguished</li> <li>■ 37 (41.1%) Proficient</li> <li>■ 1 (1.1%) Developing</li> </ul>	

Goals Summary										
Goals	Scored	Avg	Target	Percent Met	# Rows	% Rows	Distinguished	Proficient	Developing	Description

# UFC Clinical Internship Performance Evaluation of Student EDI 685 GTC Elem





2021-12-13 - 2022-04-26

Courses Included							
Learning Activity	Course	Instructors	Enrollment	Evaluations	Percent	# Pass	% Pass
UFC Clinical Internship Performance Evaluation of Student EDI 685 GTC Elem	EDI 685 03 & 06 - TR - A: Elementary Ed and Secondary (F21) (GVEDI685.03_06.202210)			1	Infinity	1	100
UFC Clinical Internship Performance Evaluation of Student EDI 685 GTC Elem	EDI 685 03, 04, 05, & 09 - TR - A: Elementary Ed (W22) (GVEDI685.03_04_05_09.202220)		17	4	23.53	4	100





Summary Statistics					
Scored Evaluations	5	# Pass	5	Mean Score	20.67
Rows	22	% Pass	100	Median Score	21
Possible Item Scores	110	Highest Score	22	Std Dev	1.3
Actual Item Scores	110	Lowest Score	18.33	KR(20) / Cronbach Alpha	0.87







## Details

Details				
No	Row	Average	Levels Of Achievement	Distribution
1	Danielson 1a: Demonstrating knowledge of content and pedagogy (CAEP 1.3, 1.5; InTASC 4)	0.93	<ul style="list-style-type: none"> <li><span style="color: #C85130;">■</span> 4 (80%) Distinguished</li> <li><span style="color: #E69A00;">■</span> 1 (20%) Proficient</li> <li><span style="color: #FFD700;">■</span> 0 (0%) Developing</li> </ul>	
2	Danielson 1b: Demonstrates knowledge of students (CAEP 1.1, 2.3; InTASC 1, 2, & 7)	0.87	<ul style="list-style-type: none"> <li><span style="color: #C85130;">■</span> 3 (60%) Distinguished</li> <li><span style="color: #E69A00;">■</span> 2 (40%) Proficient</li> <li><span style="color: #FFD700;">■</span> 0 (0%) Developing</li> </ul>	
3	Danielson 1c: Setting instructional outcomes (CAEP 1.1; InTASC 1)	0.93	<ul style="list-style-type: none"> <li><span style="color: #C85130;">■</span> 4 (80%) Distinguished</li> <li><span style="color: #E69A00;">■</span> 1 (20%) Proficient</li> <li><span style="color: #FFD700;">■</span> 0 (0%) Developing</li> </ul>	
4	Danielson 1d: Demonstrating knowledge of resources (CAEP 1.1, 1.2; InTASC 10)	0.93	<ul style="list-style-type: none"> <li><span style="color: #C85130;">■</span> 4 (80%) Distinguished</li> <li><span style="color: #E69A00;">■</span> 1 (20%) Proficient</li> <li><span style="color: #FFD700;">■</span> 0 (0%) Developing</li> </ul>	

## Details

No	Row	Average	Levels Of Achievement	Distribution
5	Danielson 1e: Designing coherent instruction (CAEP 1.1, 1.5, 2.3; InTASC 1, 4, & 7)	0.93	<ul style="list-style-type: none"> <li>■ 4 (80%) Distinguished</li> <li>■ 1 (20%) Proficient</li> <li>■ 0 (0%) Developing</li> </ul>	
6	Danielson 1f: Designing student assessments (CAEP 1, 2; InTASC 6)	0.8	<ul style="list-style-type: none"> <li>■ 2 (40%) Distinguished</li> <li>■ 3 (60%) Proficient</li> <li>■ 0 (0%) Developing</li> </ul>	
7	Danielson 2a: Creating an environment of respect and rapport (CAEP 1.1, 1.4; InTASC 3)	1	<ul style="list-style-type: none"> <li>■ 5 (100%) Distinguished</li> <li>■ 0 (0%) Proficient</li> <li>■ 0 (0%) Developing</li> </ul>	
8	Danielson 2b: Establishing a culture for learning (CAEP 1.3, 1.4; InTASC 3, 5)	1	<ul style="list-style-type: none"> <li>■ 5 (100%) Distinguished</li> <li>■ 0 (0%) Proficient</li> <li>■ 0 (0%) Developing</li> </ul>	





## Details

Details				
No	Row	Average	Levels Of Achievement	Distribution
9	Danielson 2c: Managing classroom procedures (CAEP 1.4; InTASC 3)	0.93	<ul style="list-style-type: none"> <li><span style="color: #C85130;">■</span> 4 (80%) Distinguished</li> <li><span style="color: #E69A00;">■</span> 1 (20%) Proficient</li> <li><span style="color: #FFD700;">■</span> 0 (0%) Developing</li> </ul>	
10	Danielson 2d: Managing student behavior (CAEP 1.1, 1.4; InTASC 3)	0.93	<ul style="list-style-type: none"> <li><span style="color: #C85130;">■</span> 4 (80%) Distinguished</li> <li><span style="color: #E69A00;">■</span> 1 (20%) Proficient</li> <li><span style="color: #FFD700;">■</span> 0 (0%) Developing</li> </ul>	
11	Danielson 2e: Organizing physical space (CAEP 1.1,1.4; InTASC 3)	1	<ul style="list-style-type: none"> <li><span style="color: #C85130;">■</span> 5 (100%) Distinguished</li> <li><span style="color: #E69A00;">■</span> 0 (0%) Proficient</li> <li><span style="color: #FFD700;">■</span> 0 (0%) Developing</li> </ul>	
12	Danielson 3a: Communicating with students (CAEP 1.3, 1.4; InTASC 5)	1	<ul style="list-style-type: none"> <li><span style="color: #C85130;">■</span> 5 (100%) Distinguished</li> <li><span style="color: #E69A00;">■</span> 0 (0%) Proficient</li> <li><span style="color: #FFD700;">■</span> 0 (0%) Developing</li> </ul>	



## Details

No	Row	Average	Levels Of Achievement	Distribution
13	Danielson 3b: Using questioning and discussion techniques (CAEP 1.3, 1.5, 2.3; InTASC 8)	0.8	<ul style="list-style-type: none"> <li>■ 2 (40%) Distinguished</li> <li>■ 3 (60%) Proficient</li> <li>■ 0 (0%) Developing</li> </ul>	
14	Danielson 3c: Engaging students in learning CAEP 1.3, 1.5, 2.3; InTASC 1, 3, 4, 5, & 8)	0.93	<ul style="list-style-type: none"> <li>■ 4 (80%) Distinguished</li> <li>■ 1 (20%) Proficient</li> <li>■ 0 (0%) Developing</li> </ul>	
15	Danielson 3d: Using assessment in instruction (CAEP 1.2; InTASC 6)	0.93	<ul style="list-style-type: none"> <li>■ 4 (80%) Distinguished</li> <li>■ 1 (20%) Proficient</li> <li>■ 0 (0%) Developing</li> </ul>	
16	Danielson 3e: Demonstrating flexibility and responsiveness (CAEP 1.3, 1.5, 2.3; InTASC 5, 8)	0.93	<ul style="list-style-type: none"> <li>■ 4 (80%) Distinguished</li> <li>■ 1 (20%) Proficient</li> <li>■ 0 (0%) Developing</li> </ul>	

## Details

Details				
No	Row	Average	Levels Of Achievement	Distribution
17	Danielson 4a: Reflecting on teaching (CAEP 1.2, 1.3, 1.5; InTASC 9)	1	<ul style="list-style-type: none"> <li><span style="color: #C85130;">■</span> 5 (100%) Distinguished</li> <li><span style="color: #E69A00;">■</span> 0 (0%) Proficient</li> <li><span style="color: #FFD700;">■</span> 0 (0%) Developing</li> </ul>	
18	Danielson 4b: Maintaining accurate records (CAEP 1.2, 1.3, 1.5; InTASC 9)	0.93	<ul style="list-style-type: none"> <li><span style="color: #C85130;">■</span> 4 (80%) Distinguished</li> <li><span style="color: #E69A00;">■</span> 1 (20%) Proficient</li> <li><span style="color: #FFD700;">■</span> 0 (0%) Developing</li> </ul>	
19	Danielson 4c: Communicating with families (CAEP 1.1, 1.2; InTASC 10)	0.87	<ul style="list-style-type: none"> <li><span style="color: #C85130;">■</span> 3 (60%) Distinguished</li> <li><span style="color: #E69A00;">■</span> 2 (40%) Proficient</li> <li><span style="color: #FFD700;">■</span> 0 (0%) Developing</li> </ul>	
20	Danielson 4d: Participating in the professional community (CAEP 1.1, 1.2; InTASC 10)	1	<ul style="list-style-type: none"> <li><span style="color: #C85130;">■</span> 5 (100%) Distinguished</li> <li><span style="color: #E69A00;">■</span> 0 (0%) Proficient</li> <li><span style="color: #FFD700;">■</span> 0 (0%) Developing</li> </ul>	

**Details**

No	Row	Average	Levels Of Achievement	Distribution
21	Danielson 4e: Growing and developing professionally (CAEP 1.2, 1.3, 1.5; InTASC 9)	1	<ul style="list-style-type: none"> <li>■ 5 (100%) Distinguished</li> <li>■ 0 (0%) Proficient</li> <li>■ 0 (0%) Developing</li> </ul>	
22	Danielson 4f: Showing professionalism (CAEP 1.2, 1.3, 1.5; InTASC 9 & 10)	1	<ul style="list-style-type: none"> <li>■ 5 (100%) Distinguished</li> <li>■ 0 (0%) Proficient</li> <li>■ 0 (0%) Developing</li> </ul>	





# UFC Clinical Internship Performance Evaluation of Student EDI 685 GTC Sec

2021-12-13 - 2022-04-27

Courses Included							
Learning Activity	Course	Instructors	Enrollment	Evaluations	Percent	# Pass	% Pass
UFC Clinical Internship Performance Evaluation of Student EDI 685 GTC Sec	EDI 685 03 & 06 - TR - A: Elementary Ed and Secondary (F21) (GVEDI685.03_06.202210)			1	Infinity	1	100
UFC Clinical Internship Performance Evaluation of Student EDI 685 GTC Sec	EDI 685 03, 04, 05, & 09 - TR - A: Elementary Ed (W22) (GVEDI685.03_04_05_09.202220)		17	9	52.94	9	100





Summary Statistics					
Scored Evaluations	10	# Pass	10	Mean Score	21.1
Rows	22	% Pass	100	Median Score	21.33
Possible Item Scores	220	Highest Score	22	Std Dev	1.26
Actual Item Scores	220	Lowest Score	17.67	KR(20) / Cronbach Alpha	0.89

## Details





Details				
No	Row	Average	Levels Of Achievement	Distribution
1	Danielson 1a: Demonstrating knowledge of content and pedagogy (CAEP 1.3, 1.5; InTASC 4)	0.97	<ul style="list-style-type: none"> <li><span style="color: #C85130;">■</span> 9 (90%) Distinguished</li> <li><span style="color: #E69A00;">■</span> 1 (10%) Proficient</li> <li><span style="color: #FFD700;">■</span> 0 (0%) Developing</li> </ul>	
2	Danielson 1b: Demonstrates knowledge of students (CAEP 1.1, 2.3; InTASC 1, 2, & 7)	0.9	<ul style="list-style-type: none"> <li><span style="color: #C85130;">■</span> 7 (70%) Distinguished</li> <li><span style="color: #E69A00;">■</span> 3 (30%) Proficient</li> <li><span style="color: #FFD700;">■</span> 0 (0%) Developing</li> </ul>	
3	Danielson 1c: Setting instructional outcomes (CAEP 1.1; InTASC 1)	0.93	<ul style="list-style-type: none"> <li><span style="color: #C85130;">■</span> 8 (80%) Distinguished</li> <li><span style="color: #E69A00;">■</span> 2 (20%) Proficient</li> <li><span style="color: #FFD700;">■</span> 0 (0%) Developing</li> </ul>	
4	Danielson 1d: Demonstrating knowledge of resources (CAEP 1.1, 1.2; InTASC 10)	0.97	<ul style="list-style-type: none"> <li><span style="color: #C85130;">■</span> 9 (90%) Distinguished</li> <li><span style="color: #E69A00;">■</span> 1 (10%) Proficient</li> <li><span style="color: #FFD700;">■</span> 0 (0%) Developing</li> </ul>	







## Details

No	Row	Average	Levels Of Achievement	Distribution
5	Danielson 1e: Designing coherent instruction (CAEP 1.1, 1.5, 2.3; InTASC 1, 4, & 7)	0.93	<ul style="list-style-type: none"> <li><span style="color: #C8513E;">■</span> 8 (80%) Distinguished</li> <li><span style="color: #F79646;">■</span> 2 (20%) Proficient</li> <li><span style="color: #F7E18C;">■</span> 0 (0%) Developing</li> </ul>	
6	Danielson 1f: Designing student assessments (CAEP 1, 2; InTASC 6)	0.97	<ul style="list-style-type: none"> <li><span style="color: #C8513E;">■</span> 9 (90%) Distinguished</li> <li><span style="color: #F79646;">■</span> 1 (10%) Proficient</li> <li><span style="color: #F7E18C;">■</span> 0 (0%) Developing</li> </ul>	
7	Danielson 2a: Creating an environment of respect and rapport (CAEP 1.1, 1.4; InTASC 3)	0.97	<ul style="list-style-type: none"> <li><span style="color: #C8513E;">■</span> 9 (90%) Distinguished</li> <li><span style="color: #F79646;">■</span> 1 (10%) Proficient</li> <li><span style="color: #F7E18C;">■</span> 0 (0%) Developing</li> </ul>	
8	Danielson 2b: Establishing a culture for learning (CAEP 1.3, 1.4; InTASC 3, 5)	1	<ul style="list-style-type: none"> <li><span style="color: #C8513E;">■</span> 10 (100%) Distinguished</li> <li><span style="color: #F79646;">■</span> 0 (0%) Proficient</li> <li><span style="color: #F7E18C;">■</span> 0 (0%) Developing</li> </ul>	





## Details


No	Row	Average	Levels Of Achievement	Distribution
9	Danielson 2c: Managing classroom procedures (CAEP 1.4; InTASC 3)	1	<ul style="list-style-type: none"> <li>■ 10 (100%) Distinguished</li> <li>■ 0 (0%) Proficient</li> <li>■ 0 (0%) Developing</li> </ul>	
10	Danielson 2d: Managing student behavior (CAEP 1.1, 1.4; InTASC 3)	0.93	<ul style="list-style-type: none"> <li>■ 8 (80%) Distinguished</li> <li>■ 2 (20%) Proficient</li> <li>■ 0 (0%) Developing</li> </ul>	
11	Danielson 2e: Organizing physical space (CAEP 1.1,1.4; InTASC 3)	0.97	<ul style="list-style-type: none"> <li>■ 9 (90%) Distinguished</li> <li>■ 1 (10%) Proficient</li> <li>■ 0 (0%) Developing</li> </ul>	
12	Danielson 3a: Communicating with students (CAEP 1.3, 1.4; InTASC 5)	0.97	<ul style="list-style-type: none"> <li>■ 9 (90%) Distinguished</li> <li>■ 1 (10%) Proficient</li> <li>■ 0 (0%) Developing</li> </ul>	

## Details

Details				
No	Row	Average	Levels Of Achievement	Distribution
13	Danielson 3b: Using questioning and discussion techniques (CAEP 1.3, 1.5, 2.3; InTASC 8)	0.97	<ul style="list-style-type: none"> <li><span style="color: #C85130;">■</span> 9 (90%) Distinguished</li> <li><span style="color: #FF8C00;">■</span> 1 (10%) Proficient</li> <li><span style="color: #FFD700;">■</span> 0 (0%) Developing</li> </ul>	
14	Danielson 3c: Engaging students in learning CAEP 1.3, 1.5, 2.3; InTASC 1, 3, 4, 5, & 8)	0.97	<ul style="list-style-type: none"> <li><span style="color: #C85130;">■</span> 9 (90%) Distinguished</li> <li><span style="color: #FF8C00;">■</span> 1 (10%) Proficient</li> <li><span style="color: #FFD700;">■</span> 0 (0%) Developing</li> </ul>	
15	Danielson 3d: Using assessment in instruction (CAEP 1.2; InTASC 6)	0.97	<ul style="list-style-type: none"> <li><span style="color: #C85130;">■</span> 9 (90%) Distinguished</li> <li><span style="color: #FF8C00;">■</span> 1 (10%) Proficient</li> <li><span style="color: #FFD700;">■</span> 0 (0%) Developing</li> </ul>	
16	Danielson 3e: Demonstrating flexibility and responsiveness (CAEP 1.3, 1.5, 2.3; InTASC 5, 8)	0.93	<ul style="list-style-type: none"> <li><span style="color: #C85130;">■</span> 8 (80%) Distinguished</li> <li><span style="color: #FF8C00;">■</span> 2 (20%) Proficient</li> <li><span style="color: #FFD700;">■</span> 0 (0%) Developing</li> </ul>	

## Details

Details				
No	Row	Average	Levels Of Achievement	Distribution
17	Danielson 4a: Reflecting on teaching (CAEP 1.2, 1.3, 1.5; InTASC 9)	0.97	<ul style="list-style-type: none"> <li><span style="color: #C85130;">■</span> 9 (90%) Distinguished</li> <li><span style="color: #E69A00;">■</span> 1 (10%) Proficient</li> <li><span style="color: #FFD700;">■</span> 0 (0%) Developing</li> </ul>	
18	Danielson 4b: Maintaining accurate records (CAEP 1.2, 1.3, 1.5; InTASC 9)	0.97	<ul style="list-style-type: none"> <li><span style="color: #C85130;">■</span> 9 (90%) Distinguished</li> <li><span style="color: #E69A00;">■</span> 1 (10%) Proficient</li> <li><span style="color: #FFD700;">■</span> 0 (0%) Developing</li> </ul>	
19	Danielson 4c: Communicating with families (CAEP 1.1, 1.2; InTASC 10)	0.87	<ul style="list-style-type: none"> <li><span style="color: #C85130;">■</span> 6 (60%) Distinguished</li> <li><span style="color: #E69A00;">■</span> 4 (40%) Proficient</li> <li><span style="color: #FFD700;">■</span> 0 (0%) Developing</li> </ul>	
20	Danielson 4d: Participating in the professional community (CAEP 1.1, 1.2; InTASC 10)	0.97	<ul style="list-style-type: none"> <li><span style="color: #C85130;">■</span> 9 (90%) Distinguished</li> <li><span style="color: #E69A00;">■</span> 1 (10%) Proficient</li> <li><span style="color: #FFD700;">■</span> 0 (0%) Developing</li> </ul>	

Details				
No	Row	Average	Levels Of Achievement	Distribution
21	Danielson 4e: Growing and developing professionally (CAEP 1.2, 1.3, 1.5; InTASC 9)	1	<ul style="list-style-type: none"> <li>■ 10 (100%) Distinguished</li> <li>■ 0 (0%) Proficient</li> <li>■ 0 (0%) Developing</li> </ul>	
22	Danielson 4f: Showing professionalism (CAEP 1.2, 1.3, 1.5; InTASC 9 & 10)	1	<ul style="list-style-type: none"> <li>■ 10 (100%) Distinguished</li> <li>■ 0 (0%) Proficient</li> <li>■ 0 (0%) Developing</li> </ul>	