



2019 - 2020 Alumni Year-Out Employment Data

Data from the Michigan Department of Education (MDE)

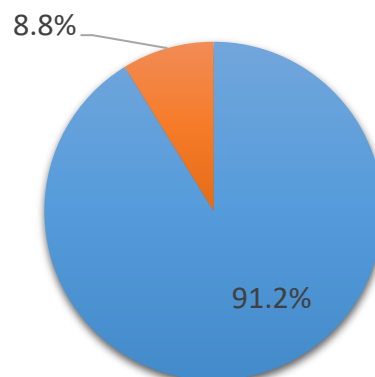
Responses from GVSU Fall 2018 and Winter 2019 Program Completers (N = 91).

Contents

Did you obtain employment in a school setting?	2
Did you obtain employment within Michigan?	2
Did you obtain or continue employment in the school district where you completed your internship/alternative route placement (i.e. student teaching, residency program)?	3
Did you obtain employment in a teaching position?	3

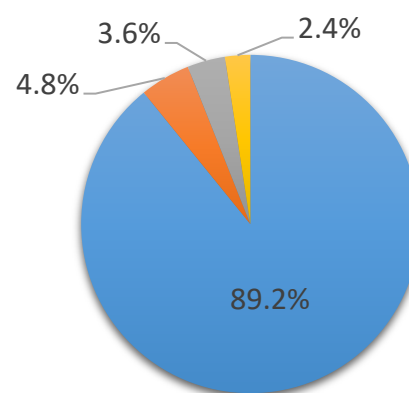
Did you obtain employment in a school setting?

	Number	Percentage
Yes	83	91.2%
No	8	8.8%
Total	91	100%



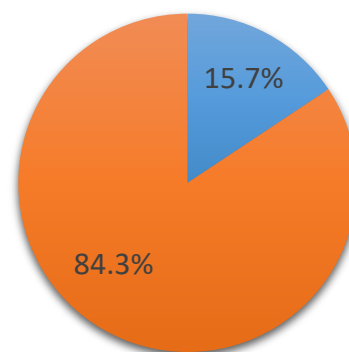
Did you obtain employment within Michigan?

	Number	Percentage
Yes, and plan to remain in Michigan.	74	89.2%
Yes, but intend to seek employment outside of Michigan.	4	4.8%
No, but intend to seek employment within Michigan.	3	3.6%
No, and do not intend to seek employment within Michigan.	2	2.4%
Total	83	100%



Did you obtain or continue employment in the school district where you completed your internship/alternative route placement (i.e. student teaching, residency program)?

	Number	Percentage
Yes	13	15.7%
No	70	84.3%
Total	83	100%



Did you obtain employment in a teaching position?

	Number	Percentage
Yes	80	90.3%
No	3	9.7%
Total	83	100%

