

# 2015-2016 Post-GRADUATION EMPLOYMENT AND GRADUATE SCHOOL REPORT



GRAND VALLEY  
STATE UNIVERSITY

## CAREER CENTER OFFICE



206 Student Services  
Allendale, MI 49401  
616-331-3311

101-B DeVos Center  
Grand Rapids, MI 49504  
616-331-6708

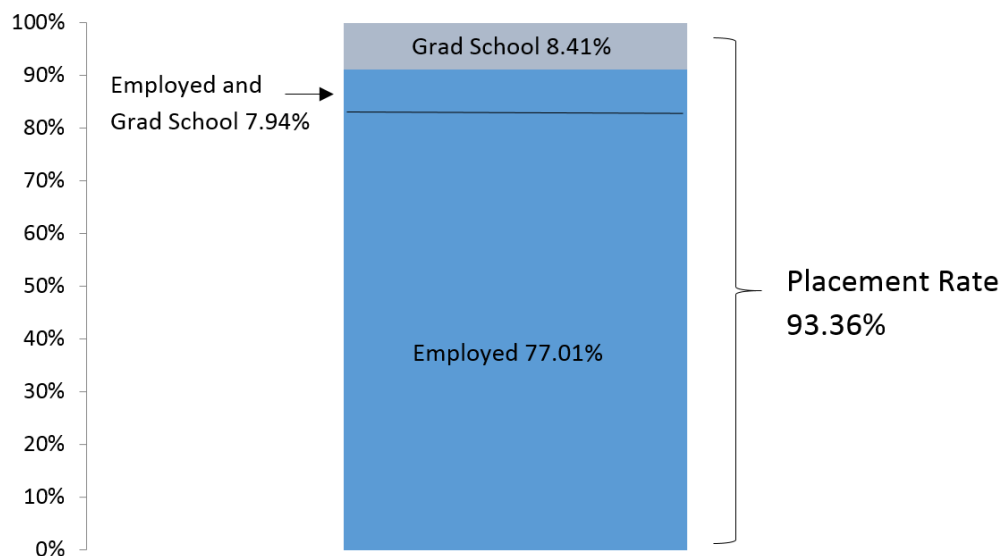
[careers@gvsu.edu](mailto:careers@gvsu.edu)  
[www.gvsu.edu/careers](http://www.gvsu.edu/careers)

# 2015-2016 Post-graduation Employment and Graduate School Report

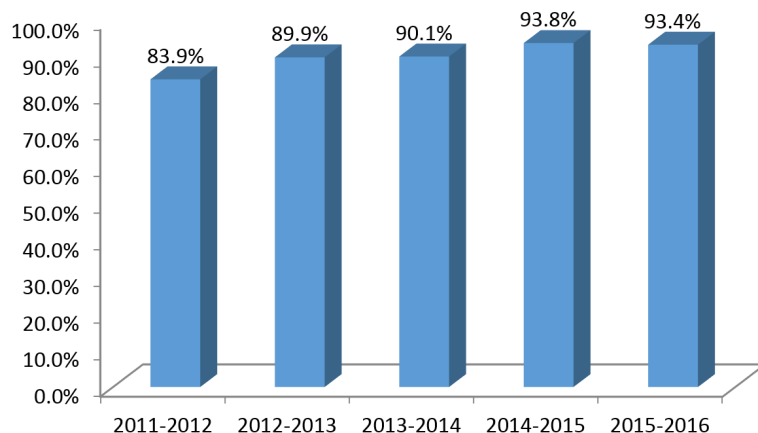
## Summary

The Grand Valley State University (GVSU) Career Center is focused on helping students achieve post-graduation success. It is important for GVSU to regularly assess the career and employment outcomes of our graduates. To gain this feedback, each year the GVSU Career Center administers a survey to recent graduates asking them about their post-college plans and overall GVSU experience. The following report summarizes responses received from students who graduated in Spring 2015 through Winter 2016. The information is categorized by GVSU college.

In 2015-2016, 77.01 percent of GVSU graduates were employed, 7.94 percent were employed and attending graduate school at the same time, and 8.41 percent were enrolled in graduate school; 81.8 percent of graduates that were employed stated that being a college graduate contributed to obtaining employment. For more detailed information by academic major, please contact the Career Center at 616-331-3311 or [careers@gvsu.edu](mailto:careers@gvsu.edu).



**Trend in Employment and Graduate School Activity**

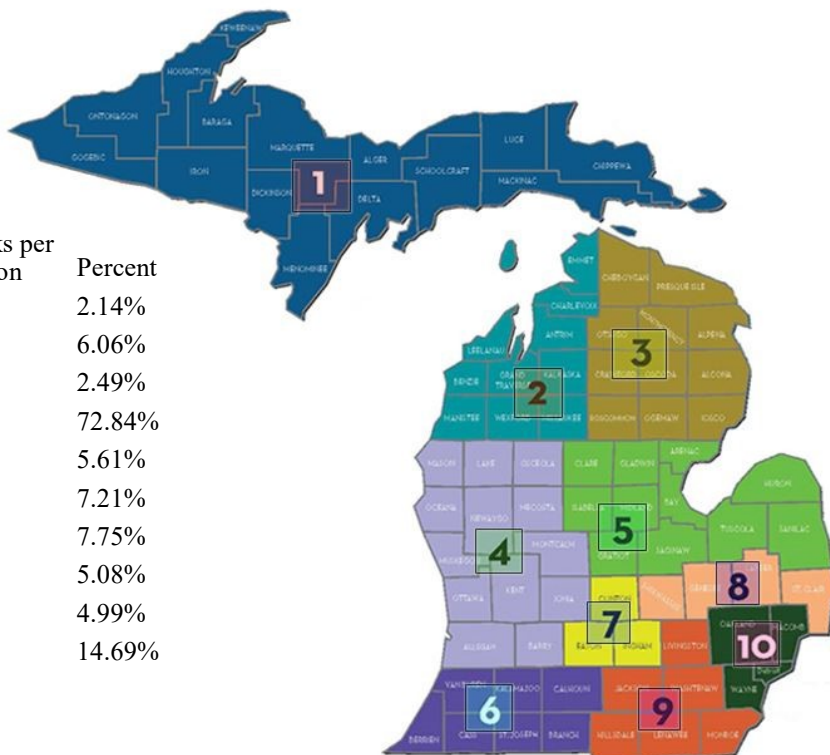


# 2015-2016 Post-graduation Employment and Graduate School Report

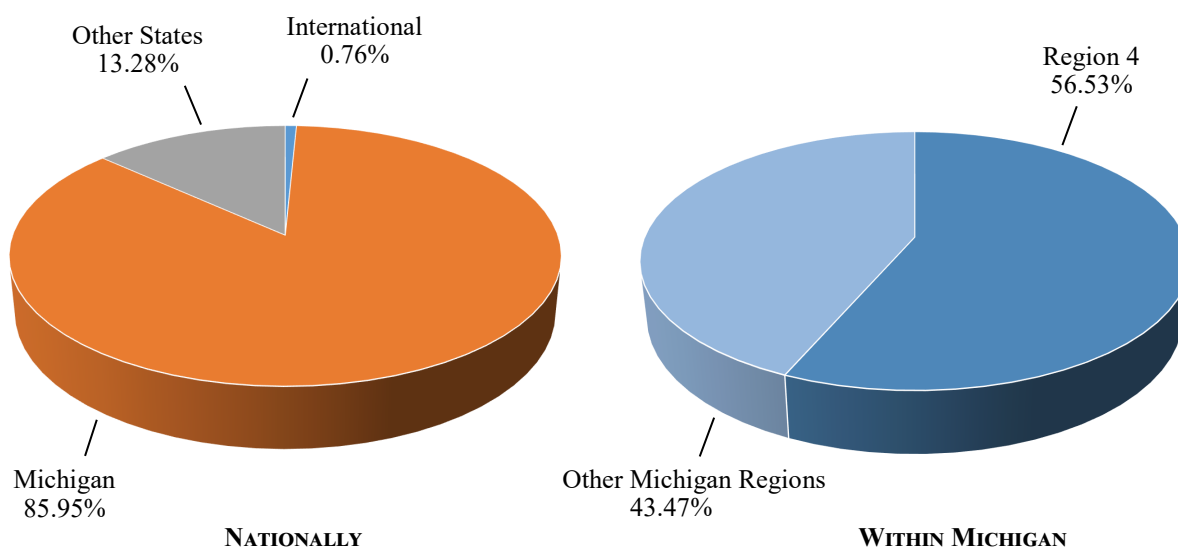
## Employment in Michigan

Number	Region	Clicks per Region	Percent
1	Upper Peninsula Region	24	2.14%
2	Northwest Region	68	6.06%
3	Northeast Region	28	2.49%
4	West Central Region	818	72.84%
5	Bay Region	63	5.61%
6	Southwest Region	81	7.21%
7	Central Region	87	7.75%
8	East Central Region	57	5.08%
9	South Central Region	56	4.99%
10	Southeast Region	165	14.69%

\*Students may click multiple regions



## Employment by Geographic Location



# 2015-2016 Post-graduation Employment and Graduate School Report

## Top Employers Recruiting at Grand Valley State University

Grand Valley State University values the strong relationships we have with all employers who provide valuable career opportunities, experience and advice to our students. The following organizations have partnered with the Career Center to build a strong campus brand in order to attract top talent for employee sourcing and have made a strong commitment to year-round recruitment activities at GVSU.

3M  
Americorps  
Amway  
Arbor Circle  
Auto-Owners Insurance  
BDO USA, LLP  
Beaumont Health System  
Bethany Christian Services  
Crowe Horwath LLP  
DK Security, Inc.  
Deloitte  
Ernst & Young (EY)  
Farmers Insurance Group  
Fiat Chrysler Automobiles  
Ford Motor Credit Company  
General Motors  
Gentex Corporation  
Gordon Food Service  
Grand Rapids Community College  
Grand Rapids Public Schools  
Grand Valley State University  
Haworth, Inc.  
Herman Miller, Inc.  
Hope Network  
Hulst Jepsen Physical Therapy  
JR Automation Technologies, LLC  
Kellogg Company  
Lake Michigan Credit Union  
Mary Free Bed Rehabilitation Hospital  
Meijer, Inc.

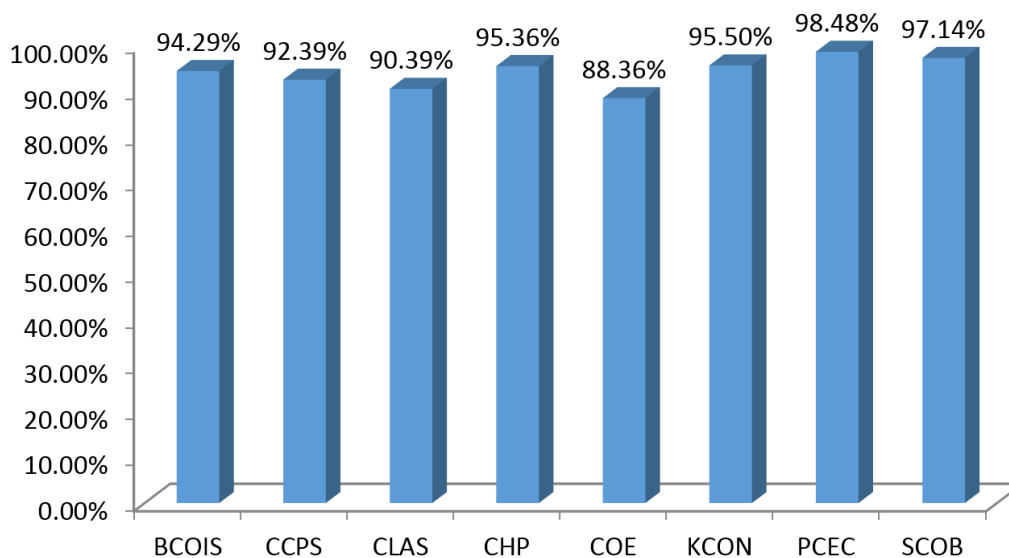
Mercy Health  
Metro Health  
National Heritage Academies  
Northwestern Mutual  
Pine Rest Christian Mental Health Services  
Plante Moran  
PricewaterhouseCoopers (PwC)  
Priority Health  
Quicken Loans Inc.  
SpartanNash  
Spectrum Health  
State of Michigan  
Steelcase Inc.  
University of Michigan/University of  
Michigan Health System  
Wedgwood Christian Services  
Whirlpool Corporation  
Wolverine Worldwide, Inc.  
YMCA

# 2015-2016 Post-graduation Employment and Graduate School Report

## Postgraduate Numbers by College

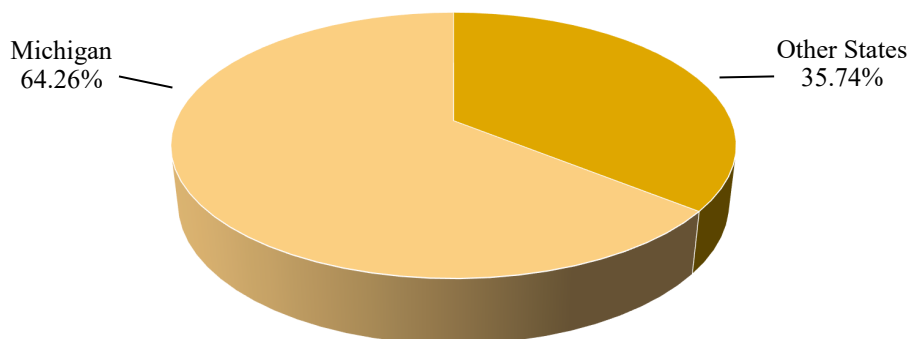
<b>GVSU College</b>	<b>Employed Only</b>	<b>Employed and Graduate School</b>	<b>Graduate School Only</b>	<b>Placement Rate</b>
Brooks College of Interdisciplinary Studies (BCOIS)	71.43%	10.00%	12.86%	94.29%
College of Community & Public Service (CCPS)	75.84%	8.03%	8.88%	92.39%
College of Liberal Arts & Sciences (CLAS)	68.14%	11.16%	11.09%	90.39%
College of Health Professions (CHP)	71.52%	6.50%	17.34%	95.36%
College of Education (COE)	81.16%	4.45%	2.74%	88.36%
Kirkhof College of Nursing (KCON)	88.29%	7.21%	0%	95.50%
Padnos College of Engineering and Computing (PCEC)	92.89%	4.57%	1.02%	98.48%
Seidman College of Business (SCOB)	87.90%	5.88%	3.36%	97.14%

## Total Postgraduate Numbers by College (Employed and/or Graduate School)



# 2015-2016 Post-graduation Employment and Graduate School Report

## Graduate Schools

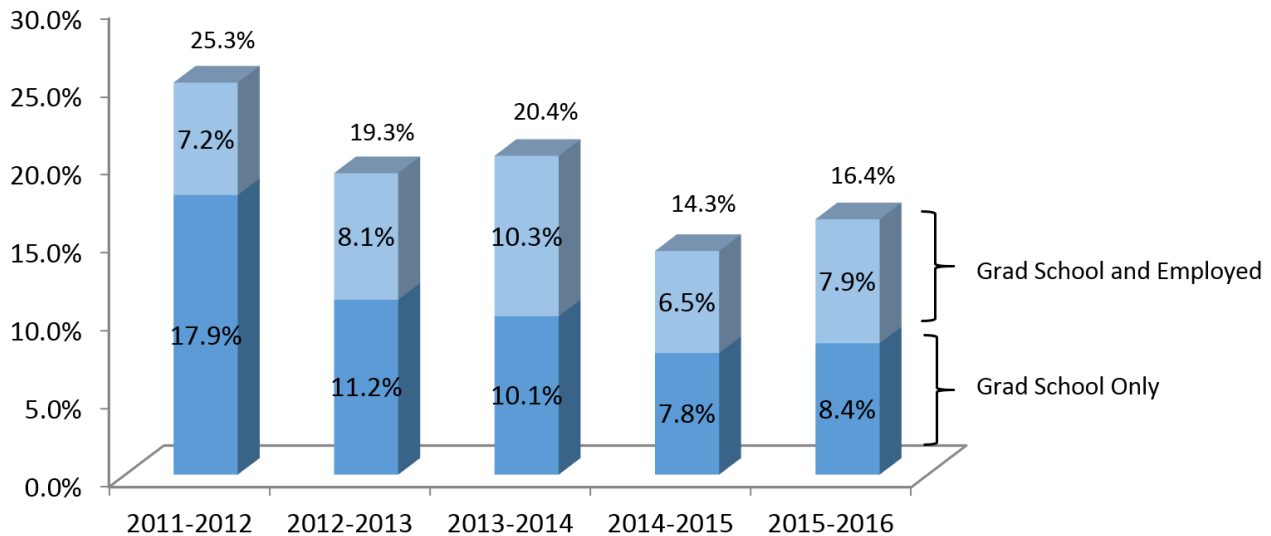


## by State Graduate Schools Attended

American Military University	Kansas Wesleyan University	University of Dallas
Arizona State University	Kent State University	University of Detroit Mercy
Arkansas State University	Lincoln Memorial University	University of Hawaii
Baker college	Loyola University Chicago	University of Illinois at Chicago
Ball State University	Marquette University	University of Incarnate Word
Barry University	McGill University	University of Iowa College of Dentistry
Belmont University	Michigan State University	University of Kentucky
Boston University	Midwestern University	University of Louisville
Bowling Green State University	National University of Natural Medicine	University of Massachusetts
Case Western Reserve University	New York Law School	University of Medicine and Health Sciences
Central Michigan University	Northern Illinois University	University of Michigan
Chicago College of Performing Arts	Northwestern University	University of New Hampshire
Colorado State University	Oakland University	University of North Carolina
Columbia University	Oklahoma State University	University of Oregon
Davenport University	Portland State University	University of San Francisco
DePaul University	Purdue University	University of South Carolina
Duke University	Queen's University Belfast	University of Southern Florida
Eastern Michigan University	Rosalind Franklin University	University of St. Augustine
Emory University School of Law	Rush University	University of Toledo
Ferris State University	Rutgers University	Valparaiso University School of Law
Florida Institute of Technology	Salem State University	Wayne State University
Florida State University	Southern College of Optometry	Wesley Theological Seminary
Grand Valley State University	Stockholm University	West Virginia School of Osteopathic Medicine
Harvard University	The George Washington University	Western Governors University
Illinois State University	The Ohio State University	Western Michigan University
Indiana University	The University of Edinburgh	Wheeling Jesuit University
Iowa State University	The University of Manchester	Wingate University
Johns Hopkins University	The University of Notre Dame	
Johnson State College	University of California Santa Barbara	

# 2015-2016 Post-graduation Employment and Graduate School Report

## Trend in Graduate School Participation

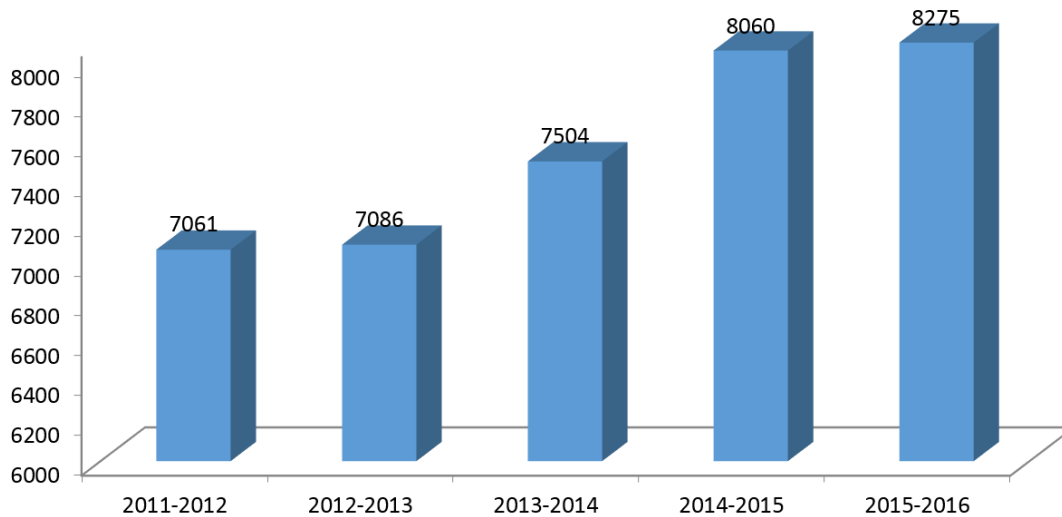


## Survey Response Rate

GVSU College	Graduates	Responses	Response Rate
Brooks College of Interdisciplinary Studies (BCOIS)	123	70	56.91%
College of Community & Public Service (CCPS)	797	473	59.35%
College of Liberal Arts & Sciences (CLAS)	2321	1290	55.58%
College of Health Professions (CHP)	578	323	55.88%
College of Education (COE)	661	292	44.18%
Kirkhof College of Nursing (KCON)	223	111	49.78%
Padnos College of Engineering and Computing (PCEC)	257	197	76.65%
Seidman College of Business (SCOB)	842	595	70.67%
<b>University Total</b>	<b>5,440</b>	<b>3,162</b>	<b>58.13%</b>

# 2015-2016 Post-graduation Employment and Graduate School Report

## Student Enrollment in Experiential Education Programs



(Experiential Learning includes: Internships, Practicums, Clinicals, Student Teaching, Co-ops, and Field Experiences)

---

## Internship Achievements

- Awarded \$31,940 in grants to 13 departments (Center for Adult & Continuing Studies- Traverse City, Criminal Justice, Disability Support Resources, Finance, Geography & Planning, Hospitality Tourism Management, Integrative Learning & Advising, Management, Marketing, Movement Science-Exercise Science, Psychology, Psychology/School Psychology, Public Health/Clinical Dietetics, School of Social Work, Seidman Undergraduate Programs, and Writing). As a result of this funding, 92 new employer relationships were built and/or strengthened; 168 employers participated in Internship Mini-Grant sponsored events; and 304 internships were generated (both directly and indirectly)
- Held our annual Internship Recognition Luncheon thanking the campus, community, and our employer partners for their work in enhancing internship initiatives. This year a record number of students were nominated for Outstanding Intern of the Year (106), and 43 internship supervisors nominated for Outstanding Internship Supervisor of the Year! In addition, two employers received the Outstanding Internship Employer of the Year Award—Northwestern Mutual and West Michigan Environmental Action Council; and Provost Gayle Davis received the Outstanding Internship Advocate of the Year award for her commitment to internship programming at GVSU.
- Financially assisted 34 students completing unpaid internships through the Career Center's Internship Award, totaling \$17,000. Additional awards were made possible thanks to the Alumni Golf Outing's sponsorship of this scholarship.
- Created a partnership with West Michigan area colleges/universities and Hello West Michigan to provide internship trainings to 114 area employers looking to hire student interns.
- Partnered with GVSU Housing and Residence Life to offer affordable summer housing for 178 interns from 60 different colleges and universities, interning with 35 different West Michigan based organizations.