

# 2014-2015 POST-GRADUATION EMPLOYMENT AND GRADUATE SCHOOL REPORT



GRAND VALLEY  
STATE UNIVERSITY

## CAREER CENTER OFFICE



206 Student Services  
Allendale, MI 49401  
616-331-3311

101-B DeVos Center  
Grand Rapids, MI 49504  
616-331-6708

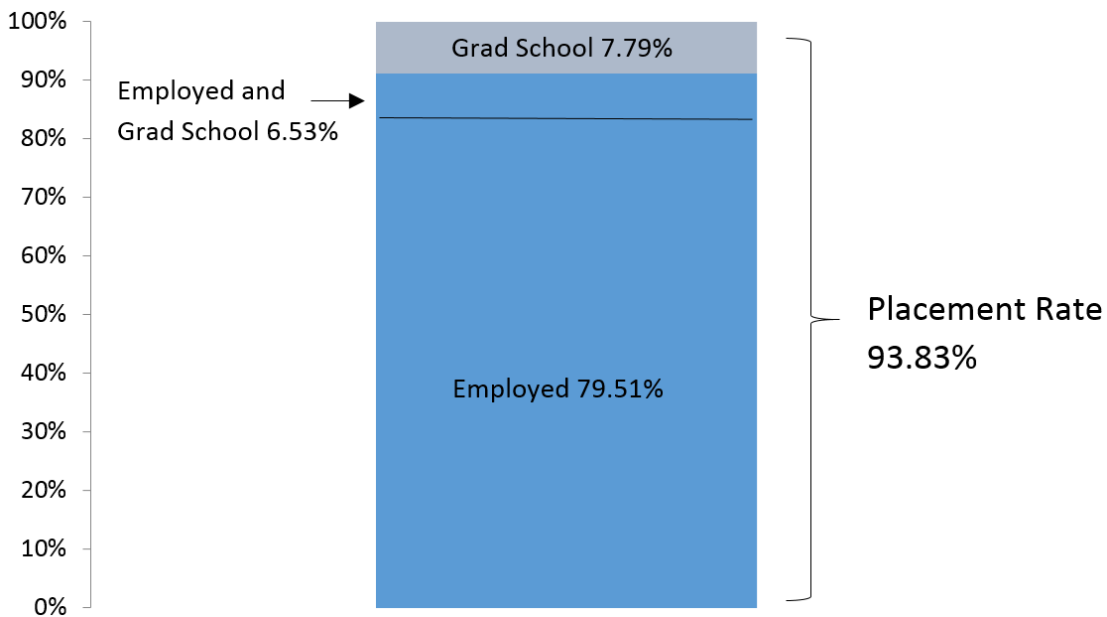
[careers@gvsu.edu](mailto:careers@gvsu.edu)  
[www.gvsu.edu/careers](http://www.gvsu.edu/careers)

# 2014-2015 Post-graduation Employment and Graduate School Report

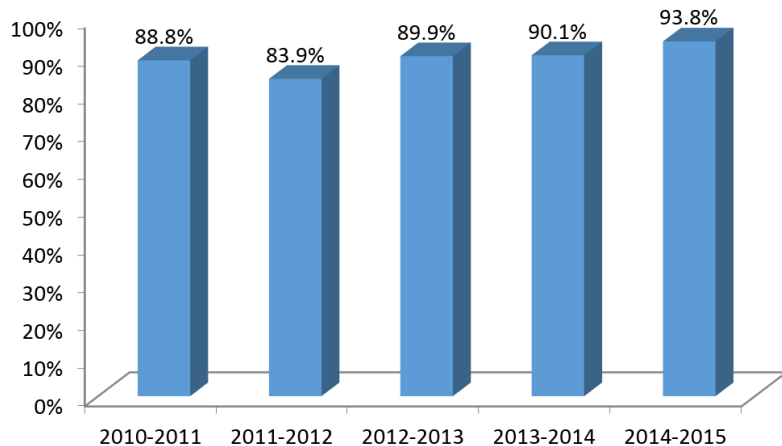
## Summary

The Grand Valley State University (GVSU) Career Center is focused on helping students achieve post-graduation success. It is important for GVSU to regularly assess the career and employment outcomes of our graduates. To gain this feedback, each year the GVSU Career Center administers a survey to recent graduates asking them about their post-college plans and overall GVSU experience. The following report summarizes responses received from students who graduated in Spring 2014 through Winter 2015. The information is categorized by GVSU college.

In 2014-2015, 79.51 percent of GVSU graduates were employed, 6.53 percent were employed and attending graduate school at the same time, and 7.79 percent were enrolled in graduate school; 84.11 percent of graduates that were employed stated that being a college graduate contributed to obtaining employment. For more detailed information by academic major, please contact the Career Center at 616-331-3311 or [careers@gvsu.edu](mailto:careers@gvsu.edu).

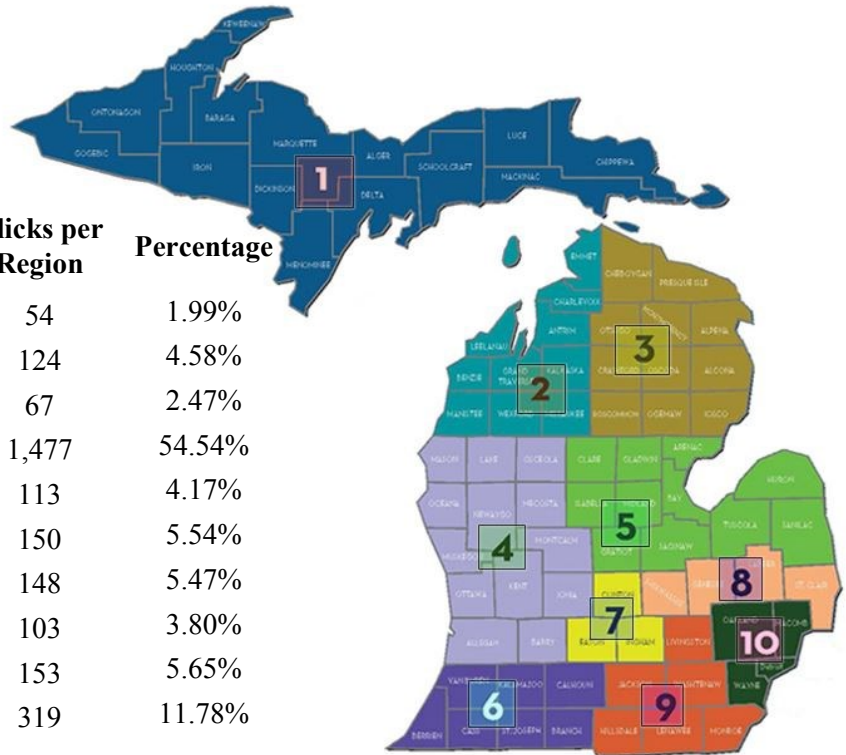


**Trend in Employment and Graduate School Activity**



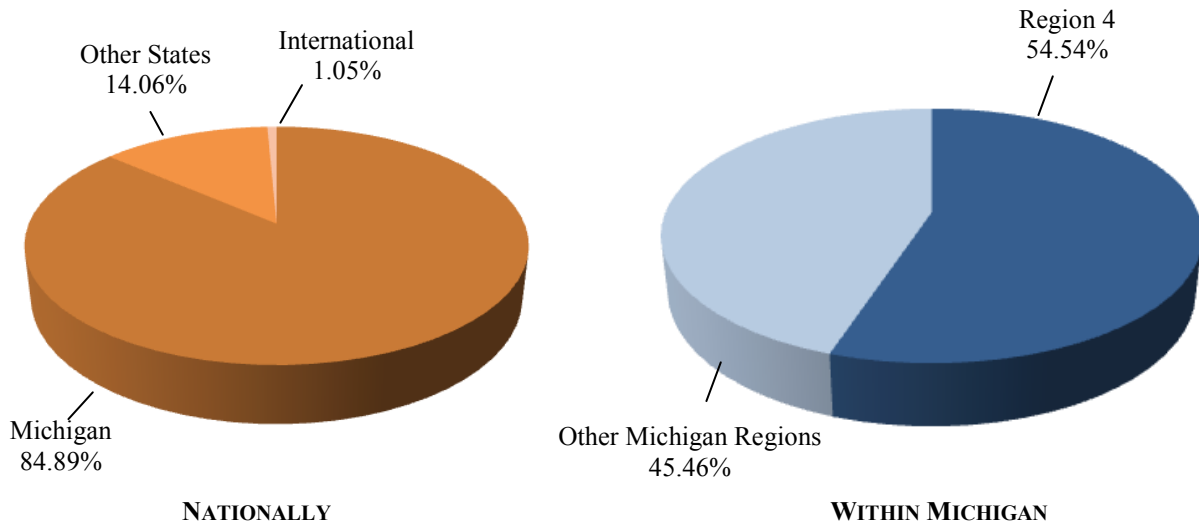
# 2014-2015 Post-graduation Employment and Graduate School Report

Number	Region	Clicks per Region	Percentage
1	Upper Peninsula Region	54	1.99%
2	Northwest Region	124	4.58%
3	Northeast Region	67	2.47%
4	West Central Region	1,477	54.54%
5	Bay Region	113	4.17%
6	Southwest Region	150	5.54%
7	Central Region	148	5.47%
8	East Central Region	103	3.80%
9	South Central Region	153	5.65%
10	Southeast Region	319	11.78%



\*Students may click multiple regions

## Employment by Geographic Location



# 2014-2015 Post-graduation Employment and Graduate School Report

## Top Employers Recruiting at Grand Valley State University

Grand Valley State University values the strong relationships we have with all employers who provide valuable career opportunities, experience and advice to our students. The following organizations have partnered with the Career Center to build a strong campus brand in order to attract top talent for employee sourcing and have made a strong commitment to year-round recruitment activities at GVSU.

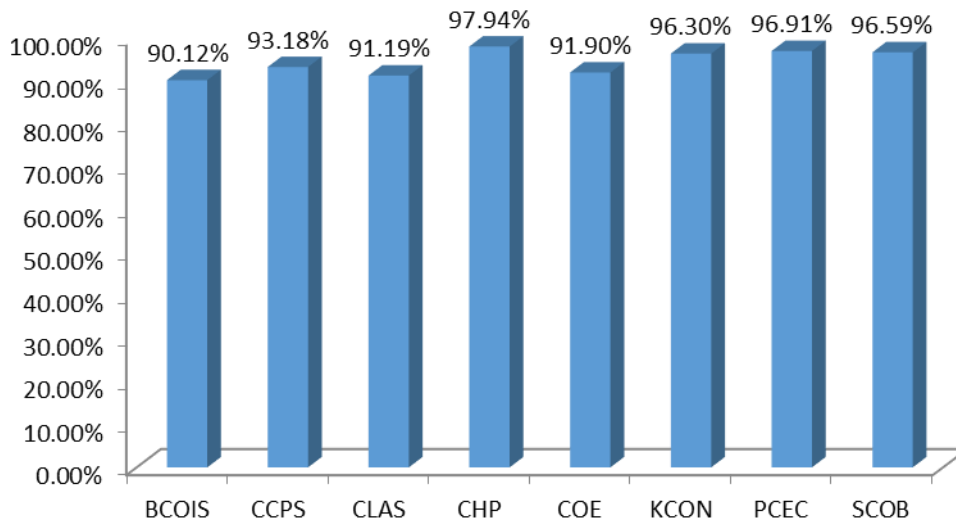
3M	Mary Free Bed Rehabilitation Hospital
Accenture	Meijer, Inc.
Amway	Mercantile Bank of Michigan
Arbor Circle	Mercy Health
Auto-Owners Insurance	Meridian Health Plan
BDO USA, LLP	Metro Health
Beaumont Health System	National Heritage Academies
Bethany Christian Services	Northwestern Mutual
Consumers Energy	Peace Corps
Crowe Horwath LLP	Perrigo Company plc
D.A. Blodgett – St. John’s	Pine Rest Christian Mental Health Services
Deloitte	Plante Moran
Dematic North America	PricewaterhouseCoopers (PwC)
Ernst & Young	Quicken Loans Inc.
Farmers Insurance Group	SpartanNash
Fiat Chrysler Automobiles	Spectrum Health/Priority Health
Ford Motor Credit Company	State of Michigan
General Motors	Steelcase Inc.
Gentex Corporation	Stryker
Gordon Food Service	Target
Grand Rapids Public Schools	University of Michigan/University of
Grand Valley State University	Michigan Health System
Haworth, Inc.	Wedgwood Christian Services
Herman Miller, Inc.	Whirlpool Corporation
Hope Network	Wolverine Worldwide, Inc.
Hudsonville Public Schools	YMCA
JR Automation Technologies, LLC	Yanfeng USA Automotive Trim Systems, Inc.
Kellogg Company	

# 2014-2015 Post-graduation Employment and Graduate School Report

## Postgraduate Numbers by College

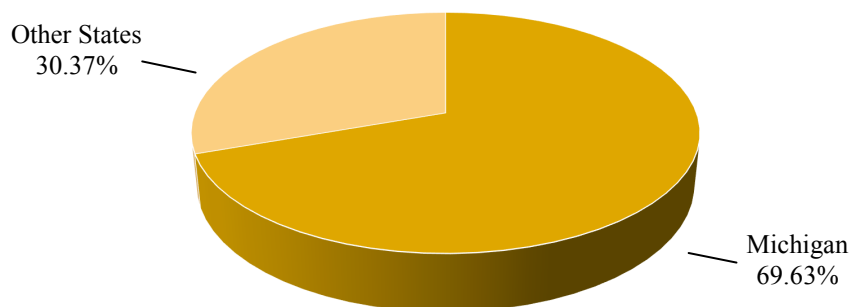
GVSU College	Employed Only	Employed and Graduate School	Graduate School Only	Placement Rate
Brooks College of Interdisciplinary Studies (BCOIS)	70.37%	8.64%	11.11%	90.12%
College of Community & Public Service (CCPS)	82.64%	5.99%	4.55%	93.18%
College of Liberal Arts & Sciences (CLAS)	72.07%	7.18%	11.93%	91.19%
College of Health Professions (CHP)	77.32%	7.56%	13.06%	97.94%
College of Education (COE)	83.80%	4.93%	3.17%	91.90%
Kirkhof College of Nursing (KCON)	84.26%	10.19%	1.85%	96.30%
Padnos College of Engineering and Computing (PCEC)	89.51%	4.94%	2.47%	96.91%
Seidman College of Business (SCOB)	87.03%	6.31%	3.24%	96.59%

## Total Postgraduate Numbers by College (Employed and/or Graduate School)



# 2014-2015 Post-graduation Employment and Graduate School Report

## Graduate Schools by State

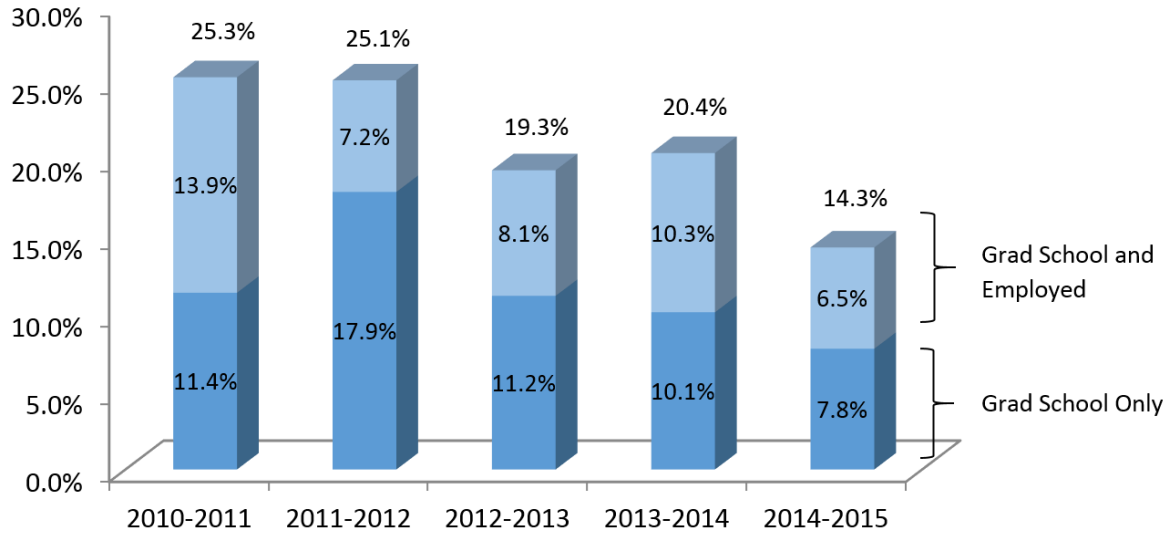


## Graduate Schools Attended

Adler University	Grand Valley State University	Texas A&M University
Arizona State University	Hochschule fuer Kunsttherapie	The Ohio State University
Ball State University	Hotelschool The Hague	Tiffin University
Barry University	Howard University School of Law	Delft University of Technology
Belmont University	Illinois State University	University of North Carolina at Pembroke
Benedictine	Indiana University	University Detroit Mercy Law School
Bowling Green State University	Indiana University School of Dentistry	University of California, Merced
California University of Pennsylvania	Loyola University Chicago	University of Canterbury
Canadian Reformed Theological Seminary	Miami University	University of Florida
Capella University	Michigan State University	University of Hawaii at Manoa
Case Western Reserve University	Middle Tennessee State University	University of Houston
Central Michigan University	Midwestern University	University of Kansas
Charles Drew University	Mount St. Joseph University	University of Kentucky
Chicago School of Professional Psychology	National Louis University	University of Memphis
Clemson University	North Carolina State University	University of Michigan
Cooley Law School	Northwestern University	University of Missouri - St. Louis
Davenport University	Oakland University	University of New Mexico
DePaul University	Palmer College of Chiropractic	University of Notre Dame
Eastern Illinois University	Penn State Hershey College of Medicine	University of Oklahoma
Eastern Michigan University	Pennsylvania State University	University of Pittsburgh
Emory University	Queens University of Charlotte	University of St. Mary of the Lake
Endicott College	Rosalind Franklin University of Science and Medicine	University of Toledo
Ferris State University	Ruhr Universität Bochum	University of Utah
Florida Institute of Technology	Rush University	Virginia Tech
Florida State University	Seattle Pacific University	Walsh College
George Washington University	Sherman College of Chiropractic	Wayne State University
Georgia Institute of Technology	Southern New Hampshire University	Western Michigan University
Grand Canyon University	Southern Utah University	

# 2014-2015 Post-graduation Employment and Graduate School Report

## Trend in Graduate School Participation

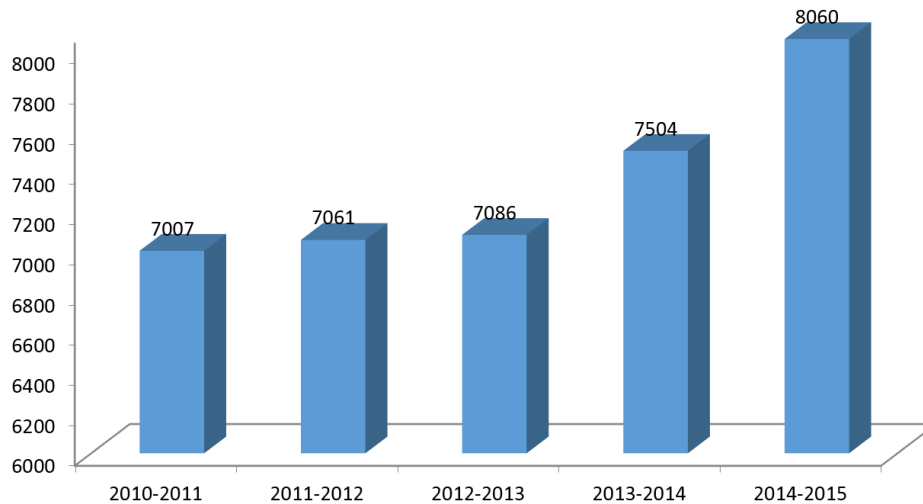


## Survey Response Rate

GVSU College	Graduates	Responses	Response Rate
Brooks College of Interdisciplinary Studies (BCOIS)	138	81	58.70%
College of Community & Public Service (CCPS)	750	484	64.53%
College of Liberal Arts & Sciences (CLAS)	2339	1282	54.81%
College of Health Professions (CHP)	517	291	56.29%
College of Education (COE)	649	284	43.76%
Kirkhof College of Nursing (KCON)	233	108	46.35%
Padnos College of Engineering and Computing (PCEC)	218	162	74.31%
Seidman College of Business (SCOB)	818	586	71.64%
<b>University Total</b>	<b>5,308</b>	<b>3,079</b>	<b>58.01%</b>

# 2014-2015 Post-graduation Employment and Graduate School Report

## Student Enrollment in Experiential Education Programs



(Experiential Learning includes: Internships, Practicums, Clinicals, Student Teaching, Co-ops, and Field Experiences)

## Internship Achievements

- Awarded \$31,075 in grants to 16 departments (Anthropology, Biology, Chemistry, Economics, Finance, Hospitality Tourism Management, Integrative Learning & Advising, Management, Marketing, Movement Science-Exercise Science, Movement Science-Sport Leadership, Professional Science Masters, School of Social Work, Seidman Undergraduate Programs, and Writing). As a result of this funding, 45 new employer relationships were built; 122 employer partnerships were strengthened; 129 employers participated in Internship Mini-Grant sponsored events; and 264 internships were generated (both directly and indirectly)
- Held our annual Internship Recognition Luncheon thanking the campus, community, and our employer partners for their work in enhancing internship initiatives. This year a record number of students were nominated for Outstanding Intern of the Year (106), and 43 internship supervisors nominated for Outstanding Internship Supervisor of the Year! In addition, two employers received the Outstanding Internship Employer of the Year Award—Northwestern Mutual and West Michigan Environmental Action Council; and Provost Gayle Davis received the Outstanding Internship Advocate of the Year award for her commitment to internship programming at GVSU.
- Financially assisted 30 students completing unpaid internships through the Career Center's Internship Award, totaling \$15,000.
- Created a partnership with West Michigan area colleges/universities and Hello West Michigan to provide internship trainings to 114 area employers looking to hire student interns.