

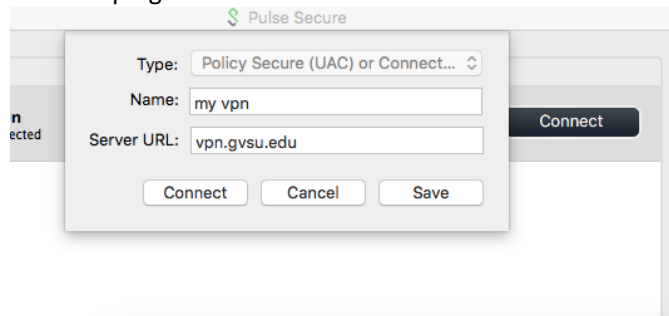
How to access faculty web sites from a computer off campus.

Macintosh

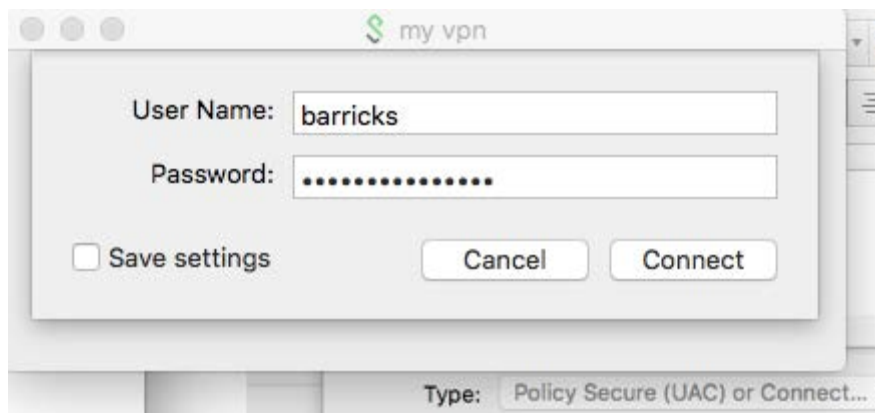
If GVSU faculty wish to have a web site they must request it from the Helpdesk at helpdesk@gvsu.edu

You will want to have the Juno Pulse Client installed on your Mac. Download that from <http://gvsoftware.gvsu.edu>

1) In Pulse set the server to the URL `vpn.gvsu.edu`



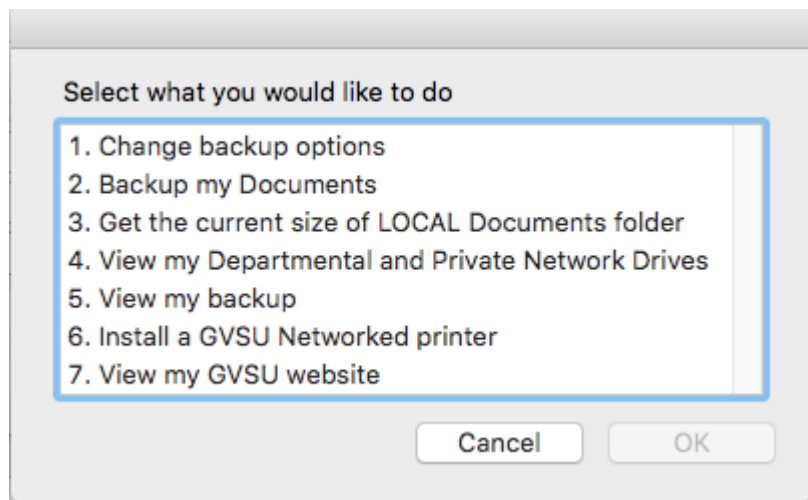
2) Click Connect & Login



3) On your tool bar you should see GVSU network Option



- 5) Select #7 View my GVSU website
- 6) Click Ok

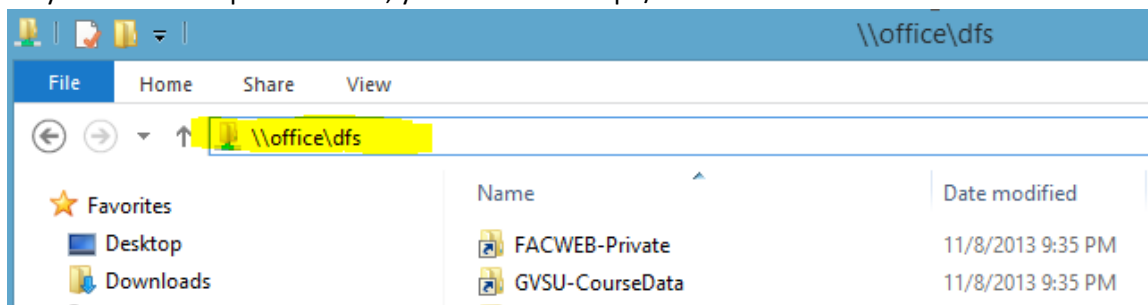


Now you can drag any correct files over to replace or add pages.

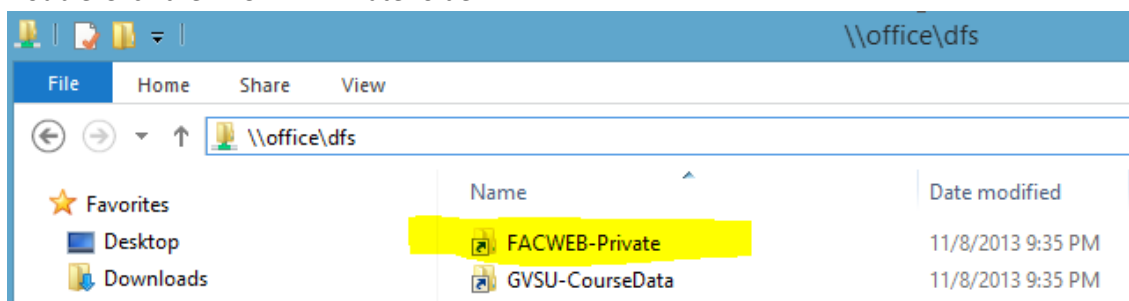
Windows

Using the File system

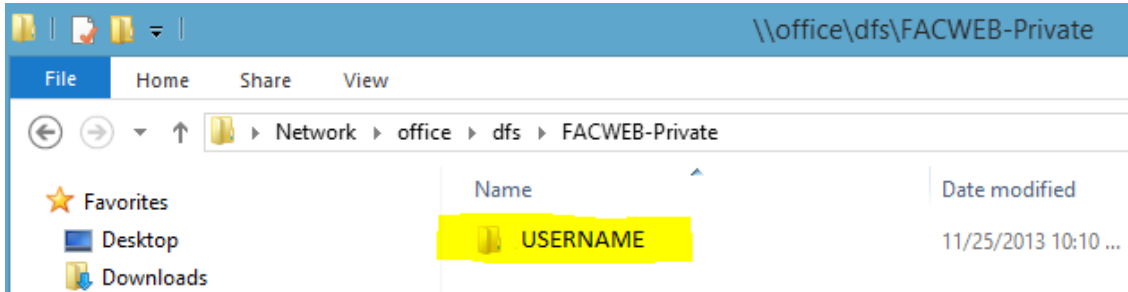
1. Open OFFICE_DFS icon on your GVSU PC.
2. If you don't see a list of folder presented; In the address bar, enter: <\\office\dfs>
*If you are off campus on Win 7, you must have a vpn/network connect session



3. Double-Click the FACWEB-Private folder.



4. Double-Click the folder with your username to access your web pages.



5. You are now in your web space and may edit your pages from this directory.