

Grade Discussions

Assess your student's participations in class topics, and ability to think critically about class topics with graded discussions. In the discussion board, you can assign grades to forums and threads.

Turn on Discussion Grading

When you create or edit a forum, you can enable grading options. After doing this, a column is automatically created in the Grade Center. To create a forum go to the Discussion Board and click Create Forum. To edit a forum, select the down arrow and click Edit.


1. In the **Forum Settings** Select **Grade Discussion Forum** and enter in the points possible



Grade

☐ No Grading in Forum

☒ **Grade Discussion Forum:** Points possible:

☐ Grade Threads

☒ Show participants in "needs grading" status  after every Posts

Due Date ☐  

Enter dates as mm/dd/yyyy. Time may be entered in any increment.

Associated Rubrics

2. If you want to grade each thread in a forum, select Grade Threads. Read below for more information on grading threads.
3. Select the check box for Show participants in needs grading status and select the number of posts required to show participants in needs grading status.
4. Optionally, select a Due Date and attach a rubric
5. Click **Submit** when finished

Turning on Thread Grading

If you choose to grade threads within a forum, you decided on a thread-by-thread basis whether to grade a thread. If you select the Grade Threads option, students can't create new threads.

1. On the forum's page select **Create Thread**
2. Type the thread's **Subject** and **Message**
3. Select **Grade Thread** and enter in points possible
4. Select how many posts students need to submit before showing up in needs grading
5. Optionally, enter a due date and add a rubric
6. Click **Submit**



You can also enable thread grading directly from the thread list in a forum.

1. Select **Grade** in a thread's Grade column
2. Type the **Points** possible
3. Select Submit

Thread Actions

Collect

Delete

	DATE	THREAD	AUTHOR	STATUS	UNREAD POSTS	TOTAL POSTS	GRADE
	2/23/18 12:37 PM	Week two activity	 Anna Mennenga	Published	<div>0</div>	1	Grade Thread
	2/23/18 12:31 PM	Week one activity	 Anna Mennenga	Published	<div>0</div>	1	Grade

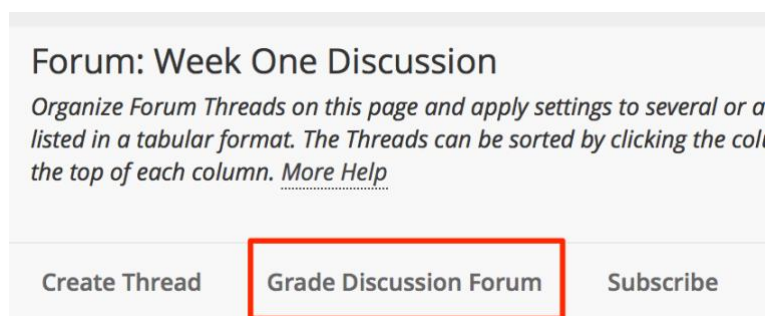
Thread Actions

Collect

Delete

Grade a Forum

1. In the forum where you enabled grading, select **Grade Discussion Forum**



2. Select **Grade** in a student's row

Email					
<input type="checkbox"/>	LAST NAME	FIRST NAME	USERNAME	POSTS	GRADE
<input type="checkbox"/>	Mennenga_PreviewUser	Anna	mennenan.sup_previewuser	2	--

3. The student's post for this forum will be listed.
4. In the grading side bar, enter in the points earned and leave feedback
5. The grading side bar also contains:
 - Forum Statistics: Total posts, date of last post, average post length, and average post position.
 - Select the down arrow below the student's name to view another student's post
 - Add a grade in the grade field
 - Add feedback in the text box. The add notes section is only available to the instructor and graders.

Sort by Date of Last Post Order ▼ Descending

Select: All None

☐ **Thread:** Week One **Posted Date:** February 22, 2018 12:28 PM
Post: RE: Week One **Status:** Published
Author: Anna Mennenga_PreviewUser
 reply to thread

☐ **Thread:** Week one thoughts **Posted Date:** February 22, 2018 12:17 PM
Post: Week one thoughts **Status:** Published
Author:

Forum Statistics

Mennenga_PreviewUser Anna (2)

GRADE /10

Feedback to Learner

6. Select **Submit** when finished

Grade a Thread

1. Open the forum containing a thread you want to grade
2. Select **Grade Thread**

Thread Actions		Collect	Delete				
<input type="checkbox"/>	DATE	THREAD	AUTHOR	STATUS	UNREAD POSTS	TOTAL POSTS	GRADE
<input type="checkbox"/>	2/23/18 12:37 PM	Week two activity	Anna Mennenga	Published	1	2	Grade Thread
<input type="checkbox"/>	2/23/18 12:31 PM	Week one activity	Anna Mennenga	Published	1	2	Grade
Thread Actions		Collect	Delete				

3. Select Grade in a student's row to grade their response
4. Grade the student's thread with the same steps used above in Grade a Forum