

Psychology of Language (PSY 357), Syllabus and Lab Manual, Winter '22

Section 2: Mondays, Wednesdays and Fridays, 1-1:50 PM, 2310 Au Sable Hall

Instructor: Jennifer Gross, Ph.D.

How to reach me:

1. Correspond via email (recommended): grossj@gvsu.edu.
2. Chat by phone. Contact me via email. In your message, provide your phone number and suggest a day and time to talk. I will confirm.
3. Leave a voice mail at my GVSU office (not recommended): (616) 331-3511

Course Description: Language plays a central role in our lives. We chat with friends, read novels, enjoy the lyrics of music, convey our feelings, teach our children, and transmit scientific discoveries to future generations via language. Your ability to read these words is just one example of language in action. Most of us, however, don't stop to ponder our linguistic prowess. In this course, we shall scientifically investigate our linguistic feats and foibles by exploring these topics and more:

- What distinguishes language from mere communication?
- How are gestural (sign) languages similar to, and different from, spoken languages?
- How did the human mind develop the capacity for language?
- Is language uniquely human, or do non-human animals or insects have language?
- How do children learn to speak and read their mother tongue?
- Why do children say funny things like 'she giggled me' and 'I broke the toy'?
- Where does language reside in the brain, and is there such a thing as being "right-brained" or "left-brained"?
- Does short-term memory have a visual store and a verbal store? How is information stored in long-term memory?
- What interventions might help the 21% of U.S. adults (per the U.S. Dept. of Education) who read below a 5th grade level?
- What do *tips* of the *slongue* (oops—slips of the tongue) reveal about the mind?
- Although equipped with voice activation, why can't our cell phones reliably converse with us?
- Are there risks associated with simultaneously driving and talking on a cell phone?
- Is 'wag' an entry in your mental dictionary? What about 'wug'? How can you make these decisions within fractions of seconds considering the vast number of words you know?
- Why do we hear discrete words even though speakers do not pause between words when speaking (a phenomenon best observed by listening to someone who speaks a language foreign to the listener)?
- Do Eskimos really have several hundred words to describe snow? Do skiers?
- Can we think independently of language, or does language constrain our reality?
- Can leading questions compromise the accuracy of eyewitness testimony? Can choice of words influence our buying preferences or health practices? Can language be 'loaded'? For example, should words like 'chairman' and 'freshman' be replaced respectively with gender-free terms such as 'chairperson' and 'freshperson'? What is a 'freshperson' anyway?
- Are there gender differences in mental aptitude?

Indeed, such fascinating questions deserve compelling, scientific explanations—the highest standard of evidence available. Although we may take our language-savvy minds for granted, we shall explore how language dominates our social and cognitive processes. Simply stated, language may be the essence of humanity.

This course is subject to the GVSU policies listed at <http://www.gvsu.edu/coursepolicies/>

Face covering policy: Face masks are required to be worn in our classroom, because [face coverings are a crucial part of keeping coronavirus at bay](#).

Objectives: Upon successful completion of this course, students will be able to:

1. Describe theories and research on the linguistic representation of language.
2. Describe theories and research concerning the cognitive processes that foster language acquisition and enable skilled language production and comprehension.
3. Evaluate and explain the scientific study of human language, including critically evaluating psycholinguistic theories and experimental results.
4. Explain the biological, social, and cultural influences on language processes.

Prerequisite: PSY 101

Course Homepage on Blackboard (mybb.gvsu.edu):

Class information (e.g., syllabus, announcements, laboratory assignments, required readings, lecture slides, & grades) will be posted on Blackboard.

Required eBook (available for [free](#) via the GVSU Library and our Blackboard site):

Trevor A. Harley (2017/2010). *Talking the Talk: Language, Psychology, and Science (Second Edition)*. New York, NY: Psychology Press (ISBN 978-1138800458)

Required Software License ([purchase new license only](#)):

Francis, G. & Neath, I. (2015). *CogLab (5th Edition)*, Instant Access (for one semester; ISBN 9781285461137). Purchase at GVSU bookstore or online:

<https://www.cengage.com/shop/isbn/9781285461083>

Required Readings: See “course documents” on Blackboard.

Required Laboratory Participation via:

- 1) CogLab 5 (<https://coglab.cengage.com/>; license fee)
- 2) Project Implicit for Lab #16 only (<https://implicit.harvard.edu/implicit/>; free)

Course Grade Formula:

Course grades will be based on scores from the following, weighted activities:

Exam #1	22%
Exam #2	22%
Exam #3	22%
Laboratory Reports	34%

Letter Grades will be calculated according to the following scale:

A	93-100%	C	73-76%
A-	90-92%	C-	70-72%
B+	87-89%	D+	67-69%
B	83-86%	D	60-66%
B-	80-82%	F	Below
C+	77-79%		

Forms of Evaluation:

1. ***Exams:*** To formally assess your understanding of course material, there will be three exams including a cumulative final exam. Exams will be administered via Blackboard and will be "open book", so you can refer to your class notes and readings. Questions on the exam will be based on the material covered in the: 1) lectures, 2) assigned readings, and 3) laboratory assignments covered in lecture. While taking the exam, you may pause, and when ready, resume taking the exam. Be careful—only one question will appear at a time on your screen, and you will be unable to return to previously answered questions. Your score (total number correct) will be automatically furnished upon completion. A curved grade will be computed after the exam closes. See ***Weekly Schedule*** for exam dates. Make-up exams will be given for the following circumstances: Official university activities (e.g., participating in sporting events), illnesses, and extenuating circumstances. Please email the professor as soon as possible to explain the situation and request permission for an alternate exam date.

2. ***Laboratory Reports:*** The primary goal of the laboratory component is to foster your understanding of the scientific process in Psychology. Outside of class time, you will participate in web-based, experimental investigations of classic experiments in Cognitive Science via **CogLab 5** (license fee) and **Project Implicit** (free). You may complete these weekly experiments by using the GVSU computer labs or your own computer. Take time to read the background material for each lab at the host site. For all assigned experiments, you are expected to understand the theoretical underpinnings motivating the investigation; the procedures and methods of investigation, including the independent and dependent variables; the predicted experimental outcome (i.e., hypothesis); the results of the experiment expressed in statistics and graphs; potential limitations of the investigation; and how each experiment is related to material covered in class and the assigned readings.

Lab Report Format:

Your laboratory report should provide the required 8 pieces of content (or explanations for missing content). Your answers should be numbered. Each lab requires a unique critique (#7) and a unique suggestion for future direction (#8). Write clearly, concisely, and with complete sentences. Check your grammar and spelling. I recommend preparing your responses in Word or other word processing program. Please see the ***Sample Lab Report***.




1. State the **name of the lab** and the **date of your participation**
2. Find, copy, and paste your **summary data**.
 - a. CogLab automatically provides your summary data upon completion of the experiment.
 - b. Project implicit typically provides a statement (“your data suggest...”).
3. Identify and explain how the **independent and/or predictor variable(s)** were measured.
4. Identify and explain how the **dependent variable(s)** were measured.
5. State the experimental **hypothesis**.
6. Determine if your data are consistent with the **predicted outcomes**.
7. **Critique** the experiment. Offer potential, alternative explanations for the phenomenon observed that the researchers may have failed to consider. Consider the role of methodological limitations, variables not taken into consideration, or other weaknesses of the experiment. Be careful not to suggest the same “critique” for every lab.

8. Suggest **future directions**, such as how the experiment might be modified to improve the investigation. Future directions arise out of the research limitations identified for a specific lab and may include building on a finding; addressing a conceptual flaw in the design; or examining the theory in a new context, location, or culture. Be careful not to suggest the same “future direction” for every lab.

Deductions are taken for: failing to provide all requested information (or furnish explanation for missing content), failing to provide unique critique or unique future direction for each lab, submitting the assignment late, writing with incomplete sentences/spelling mistakes, or failing to number responses. See **Lab Report Grading Rubric** below. Submit your lab reports to Blackboard via the assignment links by the due date (or up to two weeks early) to receive full credit. No email submissions will be accepted. You are encouraged to keep a copy of the laboratory assignment for your personal records (backup proof of completion; helpful when preparing for an exam).

Lab Report Grading Rubric

Rubric Detail

Criteria	Levels of Achievement	
	Great Job	Needs work
Required Content 	0.5 Points Contains all 8 pieces of information, or provides explanation for missing content. Provides unique critique of lab. Provides unique future direction.	0 Points Missing content without explanation by student. Or, fails to provide unique critique of lab or unique future direction.
Due Date 	0.4 Points Submitted on time.	0 Points Late.
Grammar/Spelling/Numbering 	0.1 Points Uses complete sentences and proper spelling. Numbered responses.	0 Points Has incomplete sentences and/or spelling mistakes. Or, failed to number responses.

Sample Lab Report

1. The experiment was named Risky Decisions, and was completed on 12/02/2019
2. My summary data for the lab follow.

PsyLangF19-7

2019-12-02 09:48:57 Eastern Standard Time 7 minutes

Condition

Less Risky

Proportion of Gamble Trials

0.750 0.750 0.750 1.000

More Risky

Small Gain Large Gain Small Loss Large Loss

0.500 1.000 0.500 1.000

Small Gain Large Gain Small Loss Large Loss

(Insert Graph Here)

3. The experiment had three independent variables. The first independent variable was if one's chances of winning were less risky or more risky (based on odds of winning). The second independent variable was if the trial outcome would be a gain or loss of money. The third independent variable was a small gain or large gain in terms of the dollar amount on each trial.
4. The experiment had one dependent variable, which was the proportion of gamble trials that one engaged in for each trial.
5. The experimental hypothesis was that participants will engage in more risk taking (e.g., gambling) when there is less to lose or there are large gains. Alternatively, participants are less likely to engage in risk taking decisions when there is more to lose.
6. Some of my data was consistent with the experimental hypothesis. For example, I was more likely to gamble in the riskier condition and less risky condition if there was a large loss. However, my data was inconsistent with the experimental hypothesis when it came to large gains. According to the hypothesis, I should be more risk-averse, or avoid risk taking. Yet, I engaged in an equal proportion of gambling in the more risky condition when there was the possibility of a large gain.
7. One limitation of the study that CogLab mentioned is that the risky decision effect did not replicate the finding. Across 70,000 participants, they did not find the suspected differences with people avoiding risks for gains and people risk taking for losses.
8. One way to improve the study (which Cog Lab already implemented) was to make this into a game. This made the loss vs. gains clearer to participants. The game format also like made the experiment more engaging. For future directions, people could try this paradigm with a different format that involves gains vs. losses to determine if the results replicate. Another interesting paradigm would be to observe how casino players gamble. Do they show the same prediction of findings or not?

Your **Final Laboratory Report Grade** will be awarded, according to the following schedule:

Lab Points	Lab Grade	Lab Points	Lab Grade
20	100%	14	70%
19	95%	13	65%
18	90%	12	60%
17	85%	11	55%
16	80%	10...	50%...

Instructions for getting started with, and obtaining proof of completion from, CogLab 5:

1. Open your Web browser and go to <https://coglab.cengage.com/help/register.shtml>
2. Towards the bottom of the page is a form that asks for three pieces of information. If you do not see the form, your Web browser probably has JavaScript disabled. Please enable JavaScript and re-load the page to continue.
3. Enter the requested information:
 - o In the Group Name text field, enter the Group ID *PsyLangW21*
 - o In the Group Password text field, enter *noamchomsky*
 - o In the Registration Code text field, enter your registration code. The registration code could be in one of several formats. It may be on a sticker on the inside front cover of your CogLab Student Manual. It may have been bundled with your textbook on a postcard. Or, you may have purchased a registration code electronically (sometimes this is also called an e-Pin). There are two types of codes:
 - A CogLab2 code: This is made up of 11 letters and numbers, and will look something like this: yij2d9v6fu0
 - A CogLab5 code: This is made up of 16 letters and numbers, and will look something like this: sjkq8b632dvhd4u0

Both are valid on this website. However, do not purchase used CogLab registration codes! If the registration code has already been used, it will not work for you. Each valid registration code can be used only once.

4. After filling in all the text fields, click or tap on the Start Registration button.
5. Your Web browser will connect with the CogLab server to verify your information. If the information is correct, a new window will appear. The first line, highlighted in yellow, is your User ID. You should *write this down* because you will need to access CogLab.
6. The second line is your registration code.
7. The next two lines ask for your first name and your last (family) name.
8. Next, enter a password. You'll use this when you login. The password must be at least 8 characters long. It is best not to enter a password you use on other web sites. The next line asks you to re-enter the password.
9. The next two lines ask for your email address and then confirmation of this address. This email address will be used if you forget your password.

10. Next, enter a security question and answer. Make sure to use an question that only you can answer correctly. Also, remember whether you use uppercase or lowercase letters in your answer: you'll need to enter your answer exactly the same if you forget your password.
11. If necessary, select your keyboard layout (for keyboard help, see <https://coglab.cengage.com/info/keyboards.shtml>).
12. Finally, decide if you want CogLab to remember you so that you don't need to login each time. If not, uncheck the box next to Remember Me.
13. After filling in all the text fields, click or tap on the Complete Registration button.
14. Your CogLab account is now ready to go! See weekly schedule below (or Bb calendar) for assigned labs and their due dates.

Instructions for getting started with, and obtaining proof of completion from, Project Implicit for Lab #16:

1. Open your web browser and go to <https://implicit.harvard.edu/implicit/>
2. You have the option of registering “to gain access to dozens of studies and tests on a wide variety of topics” or participating as a guest in a “limited array of demonstration studies”. Choose between: implicit social attitudes or health attitudes. Then, select menu option: “take a test”.
3. Upon completion, your summary data (#2 on the lab report) is typically a statement provided upon completion of an experiment (e.g., your data suggest....).

Weekly Schedule:

Week 1: The nature of language and metacognition.

Lab #1: Memory Judgment (due no later than Wednesday, 1/19)

Required readings (approximately 37 pages):

Harley, Chapter 1, Language, pp. 1-26 in 2017 (pp. 1-29 in 2010)

Putnam, A. L., Sungkhasettee, V. W., & Roediger, H. L. (2016). Optimizing learning in college: Tips from cognitive psychology. *Perspectives on Psychological Science*, 11(5), 652–660.

Fenn, K. M., Nusbaum, H. C., & Margoliash, D. (2003). Consolidation during sleep of perceptual learning of spoken language. *Nature*, 425, 614-616.

Martin Luther King, Jr. Day Recess, January 17

Week 2: Is language innate?

Lab #2: Statistical Learning (due Friday, 1/21)

Required readings (approximately 15 pages):

Aslin, R. N., & Newport, E. L. (2012). Statistical learning: From acquiring specific items to forming general rules. *Current Directions in Psychological Science*, 21(3), 170-176.

Goldin-Meadow, S. & Mylander, C. (1998). Spontaneous sign systems created by deaf children in two cultures. *Nature*, 391, 279-281.

Petitto, L. A., Holowka, S., Sergio, L. E., & Ostry, D. (2001). Language rhythms in baby hand movements. *Nature*, 413(6851), 35-36.

Senghas, A., Kita, S., Ozyurek, A. (2004). Children creating core properties of language: Evidence from an emerging sign language in Nicaragua. *Science*, 305, 1779-1782.

Week 3: Smart, albeit alingual animals and insects.**Lab #3: Monty Hall (due Friday, 1/28)****Required readings** (approximately 34 pages):

Harley, Chapter 2, Animals, pp. 26-42 in 2017 (pp. 31-48 in 2010)

Herbranson, W. T. (2012). Pigeons, humans, and the Monty Hall dilemma. *Current Directions in Psychological Science*, 21(5), 297-301.

Ladewig, J. (2007). Clever Hans is still whinnying with us. *Behavioural Processes*, 76(1), 20-21.

Pepperberg, I. M. (2002). Cognitive and communicative abilities of grey parrots. *Current Directions in Psychological Science*, 11(3), 83-87.

Ramus, F., Hauser, M. D., Miller, C., Morris, D., Mehler, J. (2000). Language discrimination by human newborns and by cotton-top Tamarin Monkeys. *Science*, 288, 349-351.

Riley, J. R., Greggers, U., Smith, A. D., Reynolds, D. R., & Menzel, R. (2005). The flight paths of honeybees recruited by the waggle dance. *Nature*, 435(7039), 205-207.

Wynne, C. D. L. (2007). What the ape said. *Ethology*, 113(4), 411-413.

Week 4: No formal instruction necessary in early language acquisition

Lab #4: Categorical Perception – Identification (Requires headphones/earbuds; due Friday, 1/4; Exam 2 material)

Lab #5: Categorical Perception – Discrimination (Requires headphones/earbuds; due Friday, 1/4; Exam 2 material)

Required readings (approximately 25 pages):

Harley, Chapter 3, Children, pp. 42-67 in 2017 (pp. 49-76 in 2010), up to “Is there a critical period for language acquisition”.

Kuhl, P. K. (2004). Early language acquisition: Cracking the speech code. *Nature Neuroscience*, 5, pp. **831-833 only**.

Week 5: My teacher ‘holded’ the rabbits.**Exam 1, Friday, 2/11** (approximately 111 pages of readings)

(Exam 2 material begins below.)

Lab #6: Memory Span (due Friday, 2/11)**Required readings** (approximately 17 pages):

Kuhl, P. K. (2004). Early language acquisition: Cracking the speech code. *Nature Neuroscience*, 5, pp. **834-843 only**.

Jusczyk, P. W. (1997). Finding and remembering words: Some beginnings by English-learning infants. *Current Directions in Psychological Science*, 6(6), 170-174.

Week 6: Role of working memory in language.**Lab #7: Word Length Effect** (due Friday, 2/18)**Lab #8: Phonological Similarity Effect** (due Friday, 2/18)**Required readings** (approximately 25 pages):

Baddeley, A. (2003). Working memory and language: An overview. *Journal of Communication Disorders*, 36(3), 189-208. (on Exam 2)

Boutla, M., Supalla, T., Newport, E. L., & Bavelier, D. (2004). Short-term memory span: Insights from sign language. *Nature Neuroscience*, 7(9), 997-1002. (on Exam 2)

Week 7: The ‘bottleneck’ of information processing.**Lab #9: Modality Effect** (due Friday, 2/25)**Lab #10: Mental Rotation** (due Friday, 2/25)**Required readings** (approximately 35 pages):

Harley, Chapter 6, Words, pp. 129-164 (pp. 145-185 in 2010)

Week 8: The science of reading.

Lab #11: Stroop (due Friday, 3/4)

Lab #12: Word Superiority Effect (due Friday, 3/4)

Required readings (approximately 9 pages):

Treiman, R. (2000). The foundations of literacy. *Current Directions in Psychological Science*, 9(3), 89-92. (on Exam 2)

Anthony, J. L., & Francis, D. J. (2005). Development of phonological awareness. *Current Directions in Psychological Science*, 14(5), 255-259. (on Exam 2)

Week 9: Spring Break, March 6-13

Week 10: The myths and mysteries of dyslexia.

Lab #13: Lexical Decision (due Friday, 3/18; Exam 3 material)

Lab #14: Age of Acquisition (due Friday, 3/18; Exam 3 material)

Required readings (approximately 9 pages):

Grainger, J., Bouttevin, S., Truc, C., Bastien, M., & Ziegler, J. (2003). Word superiority, pseudoword superiority, and learning to read: A comparison of dyslexic and normal readers. *Brain and Language*, 87, 432-440. (on Exam 2)

Week 11: Meaning in network theories: Connotation, denotation, and false memory.

Exam 2, Friday, March 25 (approximately 95 pages of readings):

Lab #15: False Memory (due Friday, 3/25; Exam 3 material)

(Exam 3 material begins below.)

Required readings (approximately 30 pages):

Harley, Chapter 5, Meaning, pp. 103-129 (pp. 117-143 in 2010)

Landauer, T. K. (1998). Learning and representing verbal meaning: The Latent Semantic Analysis Theory. *Current Directions in Psychological Science*, 7(5), 161-164.

Week 12: The relationship between language and thought.

Lab #16: Implicit Association Test (IAT) of your choice at Project Implicit: <https://implicit.harvard.edu/implicit/>; due Friday, 4/1). Summary data (#2 on lab report) is typically a one-sentence summary of your attitudes.

Required readings (approximately 51 pages):

Harley, Chapter 7, Understanding, pp. 164-193 (pp. 187-220 in 2010)

Harley, Chapter 4, Thought, pp. 79-103 (pp. 89-116 in 2010)

Davidoff, J, Davies, I, Roberson, D. (1999). Color categories in a stone-age tribe. *Nature*, 398, 203-204.

Week 13: Speaking and inattention blindness.

Lab #17: Operation Span (due Friday, 4/8)

Lab #18: Change Detection (due Friday, 4/8)

Required readings (approximately 34 pages):

Harley, Chapter 8, Speaking, pp. 191-221 (pp. 221-253 in 2010)

Strayer, D. L., & Drews, F. A. (2007). Cell-phone-induced driver distraction. *Current Directions in Psychological Science*, 16(3), 128-131.

Week 14: Language's influence on the brain: Asymmetry, plasticity and critical periods

Lab #19: Brain Asymmetry (due Friday, 4/15)

Required readings (approximately 16 pages):

Harley, Chapter 3, Children, pp. 67-78, begin at "Is there a critical period for language acquisition" pp. 77-87 in 2010)

Marcus, G. F., Vouloumanos, A., & Sag, I. A. (2003). Does broca's play by the rules? *Nature Neuroscience*, 6(7), 651-2.

Mayberry, R. I, Lock, E., & Kazmi, H. (2002). Linguistic ability and early language exposure. *Nature*, 417, 38.

Newman, A. J., Bavelier, D., Corina, D., Jezzard, P., & Neville, H. J. (2001). A critical period for right hemisphere recruitment in American Sign Language processing. *Nature Neuroscience*, 5(1), 76-80.

Week 15: Assorted language facts and fallacies for language lovers**Lab #20: Risky Decisions (due Friday, 4/22)****Required readings** (approximately 13 pages):

Wagner, L. (2001). Acquiring languages—two for the price of one? *TRENDS in Cognitive Sciences*, 5(12), 509.

Halpern, D.F. (2004). A cognitive-process taxonomy for sex differences in cognitive abilities. *Current Directions in Psychological Science*, 13, 135–139.

Gerend, M. A., Shepherd, J. E., & Monday, K. A. (2008). Behavioral frequency moderates the effects of message framing on HPV vaccine acceptability. *Annals of Behavioral Medicine*, 35(2), 221-229.

April 22, Classes End**Exam 3, Monday-Wednesday, April 25-27** (approximately 140 pages)

“Talk is cheap, but understanding how and why is priceless.”

Brian Bartek, Psychology Major, Honors College, Grand Valley State University, '04