


SCB 2001 Bluescape Troubleshooting and FAQs


Power Supply

- The Bluescape screen, PC, and accessories are plugged into a power strip on the back of the screen. The red button is the main on/off switch.
- If the PC/Screen does not have power, check this first.



How to Turn On Bluescape PC

- Mounted to the back of the Bluescape Screen is the micro PC.
- Press the power button (shown right) to power the PC on.



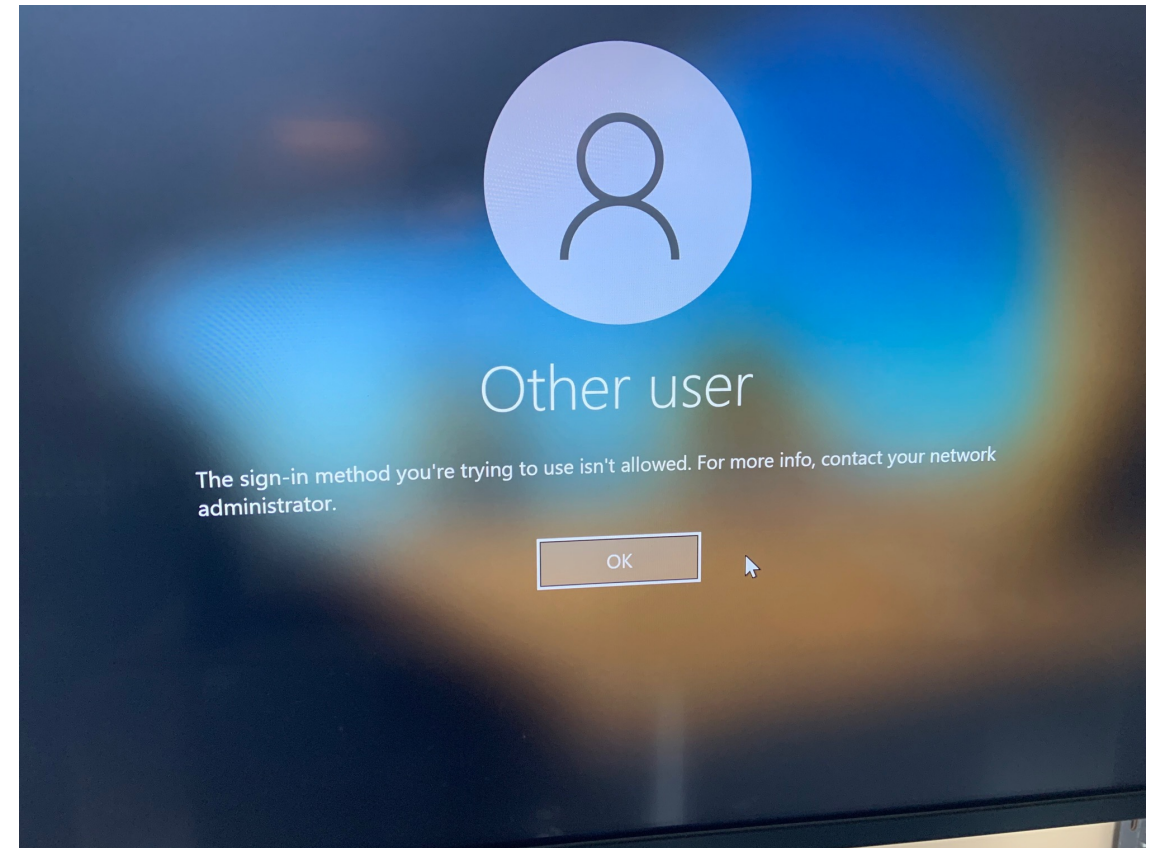
Blue Screen?

- If there is an all blue screen and no Bluescape sign in screen, verify the following:
 - Is the PC turned on? Check that the PC mounted to the back is turned on.
 - Is the Bluescape turned to the right input? Press HDMI 1 on the Planar remote to switch to the Bluescape PC input.



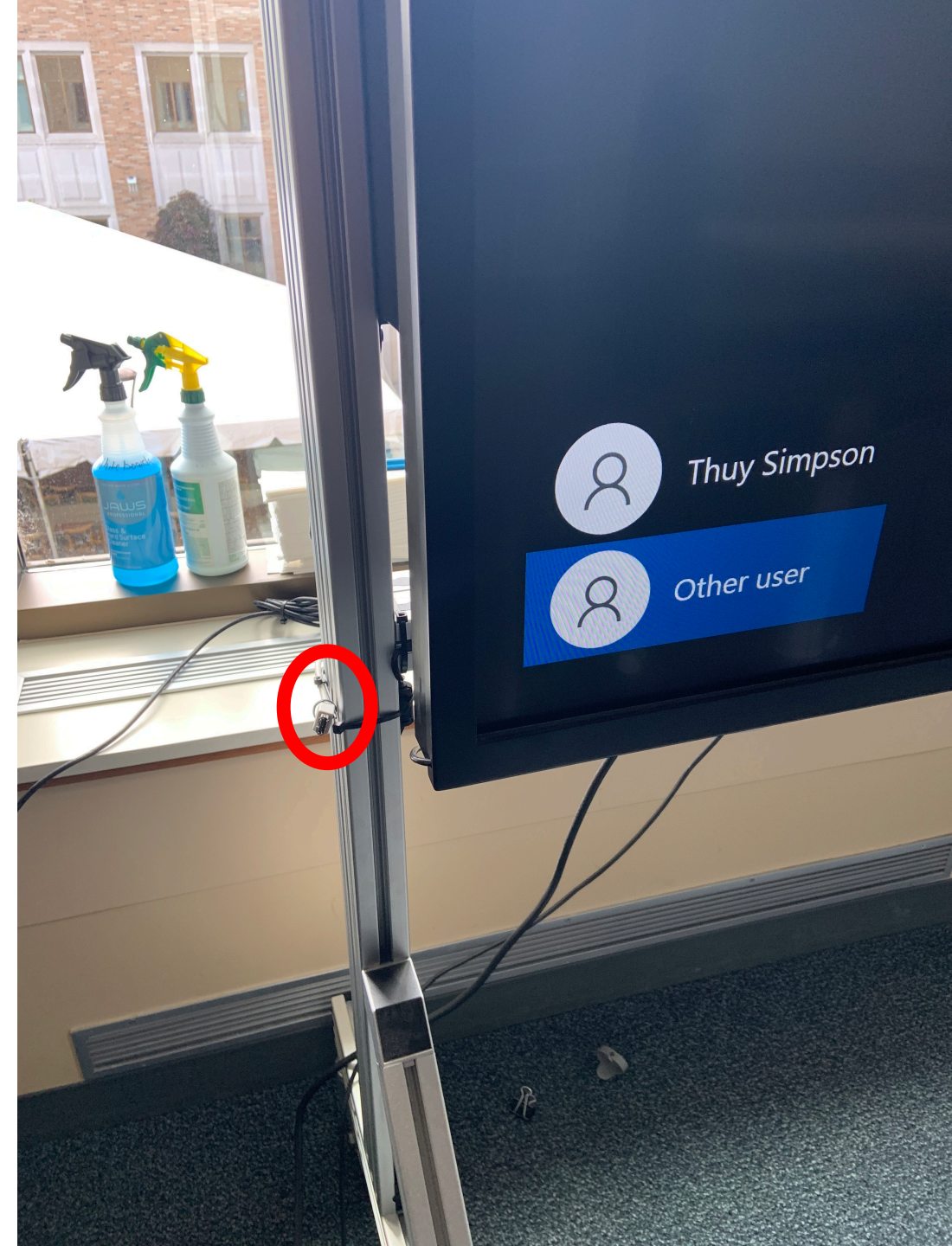
Bluescape Login Issues?

- The Bluescape wall only allows for users who are Seidman College of Business faculty to log in to the the Bluescape Wall. All others will see the following message.
- If a faculty member receives this message they will need to contact the SCB Dean's Office to be added to authorized users.



Plugging In A USB Drive

- On the bottom left corner of the Bluescape screen there is a USB extender – this is where instructors are urged to plug in their USB thumb drives.



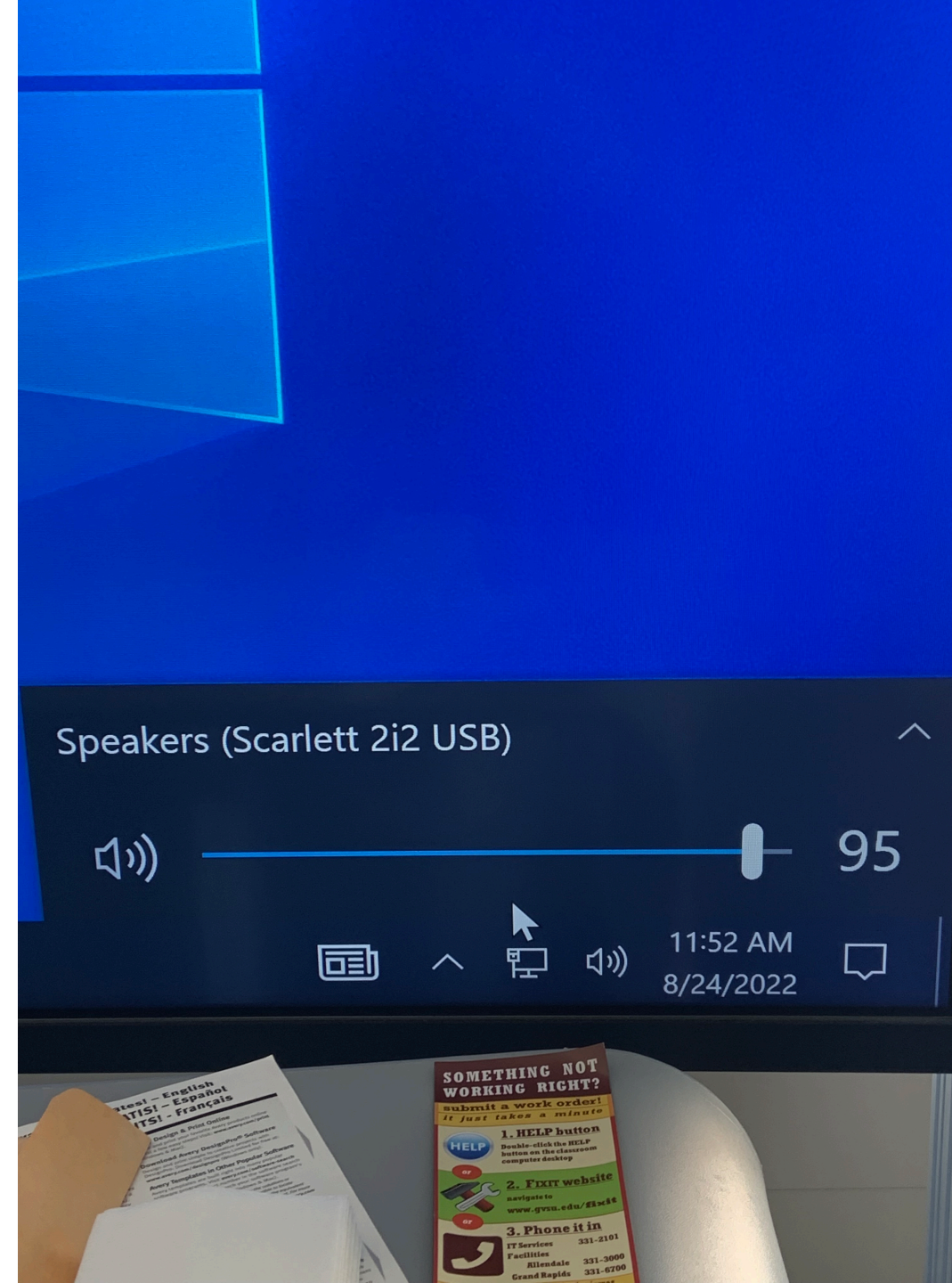


Using Bluescape for Personal Laptop?

- Using the HDMI cables that are underneath the Bluescape, plug in the HDMI to the laptop.
- Select the HDMI input #2 on the Planar remote. Personal Devices will be HDMI 2.
- Please remember to switch input back to HDMI #1 once done.

Audio Issues?

- If the audio is extremely faint, verify that the right audio output channel is selected.
- The output should be set to [Scarlett 2i2 USB]
- Click or touch the bottom right speaker in order to change the output.
- Check audio on PC with the volume slider and listen for the “chime” sound.



Side Wall Bluescape Monitors

- To turn on side wall Bluescape monitors, press the power button on the micro PC mounted behind the monitor. (Shown right)



Frequently Asked Questions

- Where are the speakers?
 - The speakers are mounted behind the Bluescape wall.
- Where are the projectors?
 - SCB 2001 is not a standard classroom. There are no projectors.