

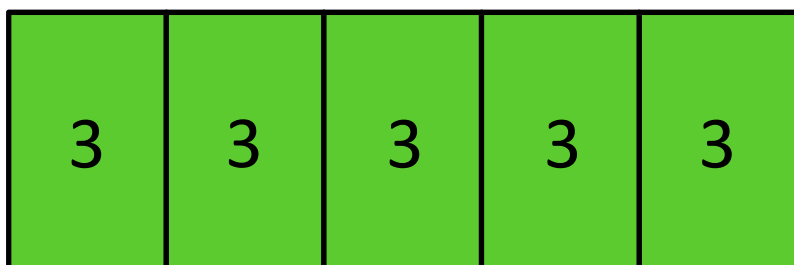
It All Adds up to a Schedule that Works for You

Don't leave credits on the table:

- Take a full load each semester whenever you can
- Pay for 12 credits but get 15 at no extra cost
- Plus, taking 16 credits or more in some semesters could save you money later, ask your advisor* how!

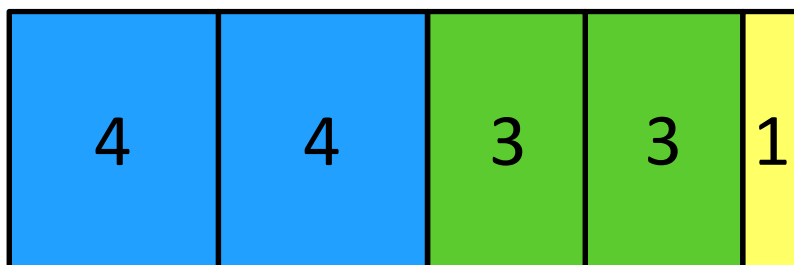
Choosing the right mix of three-, four-, and five-credit courses can keep you on track for graduation while helping you stay focused and successful.

Check out these **examples**—in Schedule D, taking 16 credits or more a semester allows you to take more classes per year. This could reduce time to graduation and/or save you a full semester of tuition!




Schedule A

5 x 3 credit courses
= 15 credits




Schedule B

2 x 4 credit courses
2 x 3 credit courses
1 x 1 credit courses
= 15 credits



Schedule C

1 x 5 credit courses
1 x 4 credit courses
2 x 3 credit courses
= 15 credits



Schedule D

4 x 4 credit courses
= 16 credits

*CLAS Academic Advising Center or see your Faculty Advisor