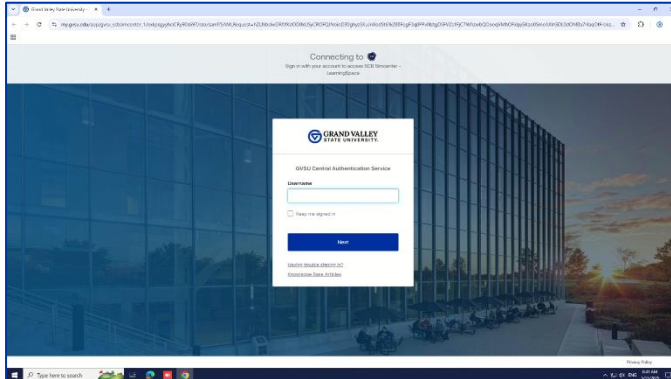


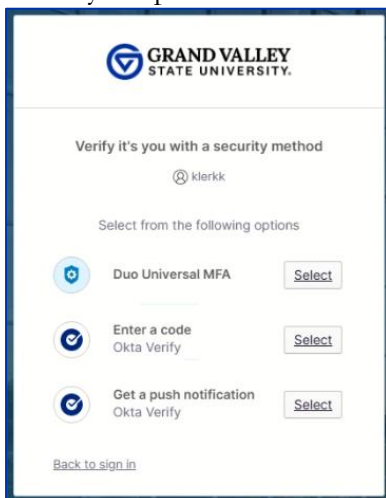
## Elevate LearningSpace Login (formerly CAE LearningSpace)

From GVSU OKTA Dashboard – [video link](#)

1. Go to: <https://my.gvsu.edu/> to log into the GVSU OKTA Dashboard.
2. When directed to the GVSU Central Authentication Service login page use your GVSU username and password to login.

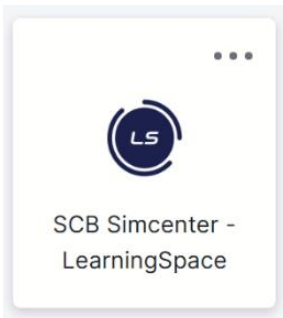


3. Select your preferred verification method from the options that appear.

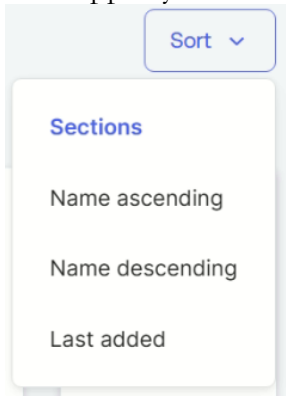


The options on your screen may differ with your verification setup and preferences.

- If you are not able to log in to Elevate LearningSpace, contact John Sterling ([sterlijo@gvsu.edu](mailto:sterlijo@gvsu.edu)) to check your Elevate LearningSpace account.
4. Search for **SCB Simcenter - LearningSpace**.



- Sort Apps by either **Name ascending**, **Name descending**, or **Last added**.



- If SCB Simcenter – LearningSpace is not on your dashboard, go to: [cae.simcenter.gvsu.edu](https://cae.simcenter.gvsu.edu) to login and follow login instructions.

## Elevate LearningSpace Tips

### Helpful notes with LearningSpace

- Elevate LearningSpace works best with Google Chrome.
- Do not click the web browser's back button, that will log you out of Elevate. Click on the house button next to the LearningSpace Enterprise logo in the top left corner or the back button next to the house.



- If the house button is not there, click on LearningSpace Enterprise logo next to the house to return to the **Dashboard**.



- If the camera is moved it will move the view for everyone observing.
- If you need assistance, let someone on the sim team know.
- If it appears that someone has taken control of your mouse, it is likely that one of the Multimedia Managers are trying to assist.