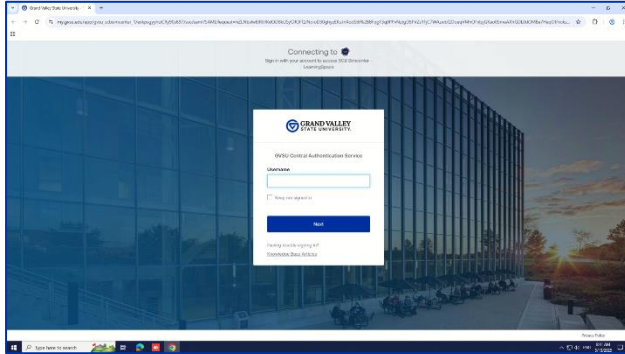


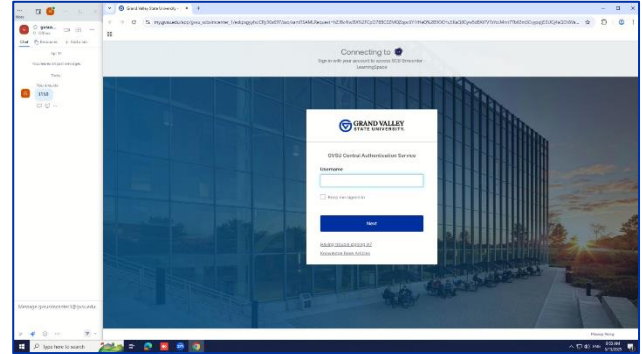
## Elevate LearningSpace Login (formerly CAE LearningSpace)

Faculty observation – [video guide](#)

1. The Multimedia team will set up each faculty observation desktop with the GVSU Central Authentication Service login page.

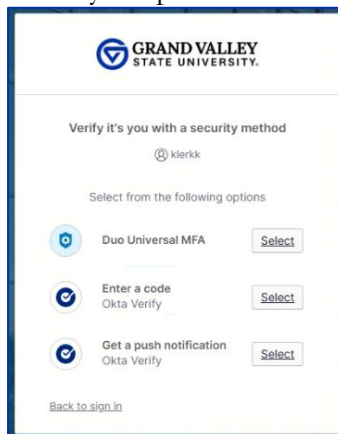


LearningSpace – no Zoom



LearningSpace – with Zoom

2. Select your preferred verification method from the options that appear.



The options on your screen may differ with your verification setup and preferences.

- If you are not able to log in to Elevate LearningSpace, contact John Sterling ([sterlijo@gvsu.edu](mailto:sterlijo@gvsu.edu)) to check your Elevate LearningSpace account.
  - If you have an Elevate LearningSpace account and are still unable to log in, contact GVSU IT (616) 331-2101 with username and/or password issues.
3. After logging in with your GVSU username and password the Elevate LearningSpace dashboard will display.

## Elevate LearningSpace Tips

### Helpful notes with LearningSpace

- Elevate LearningSpace works best with Google Chrome.
- Do not click the web browser's back button, that will log you out of Elevate. Click on the house button next to the LearningSpace Enterprise logo in the top left corner or the back button next to the house.



- If the house button is not there, click on LearningSpace Enterprise logo next to the house to return to the **Dashboard**.



- If the camera is moved it will move the view for everyone observing.
- If you need assistance, let someone on the sim team know.
- If it appears that someone has taken control of your mouse, it is likely that one of the Multimedia Managers are trying to assist.