

## Elevate LearningSpace Login (formerly CAE LearningSpace)

1. Go to: [elevate.simcenter.gvsu.edu](https://elevate.simcenter.gvsu.edu) to login.
2. Use your GVSU username and password to login.
  - If you are not able to log in to Elevate LearningSpace, contact John Sterling ([sterlijo@gvsu.edu](mailto:sterlijo@gvsu.edu)) to check your Elevate LearningSpace account.
  - If you have an Elevate LearningSpace account and are still unable to log in, contact GVSU IT (616) 331-2101 with username and/or password issues.

## Elevate LearningSpace Tips

- Elevate LearningSpace works best with Google Chrome.
- Do not click the web browser's back button, that will log you out of Elevate. Click on the house button next to the LearningSpace Enterprise logo in the top left corner or the back button next to the house.



- If the house button is not there, click on LearningSpace Enterprise logo next to the house to return to the **Dashboard**.




## Review Recorded Videos

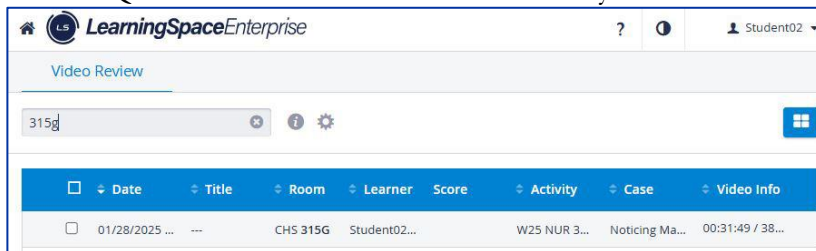
Purpose: To view videos from events that were previously recorded.

Recorded videos are available immediately after recording in the [VIDEO REVIEW](#) tab.

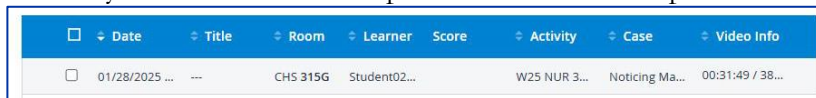
1. Go to the **VIDEO REVIEW** task module.



2. Use the Quick Search textbox to find the video you want to watch in the list of videos.



3. Click anywhere in the row to open the video. Video opens and starts playing automatically.



4. Click back arrow to go back to the Video Review list or [Home](#) icon to return to the Dashboard.

