

HIGH-DEMAND OCCUPATIONS

THROUGH 2026

HIGH SCHOOL DIPLOMA OR EQUIVALENT & SHORT-TERM TRAINING			
OCCUPATION (JOB TITLE)	ANNUAL OPENINGS	GROWTH %	WAGE RANGE
Construction Laborers🌿	555	13.9	\$15 – \$21
Constr. Trades & Excavation Workers, Supervisors🌿GP	255	12.4	\$23 – \$36
Customer Service Representatives🌿	2,035	8.0	\$13 – \$20
Farmers, Ranchers, & Other Ag. Managers🌿	750	7.2	\$27 – \$43*
Food Prep. & Serving Workers, Incl. Fast Food	3,725	18.3	\$9 – \$11
Food Prep. & Serving Workers, Supervisors	760	11.2	\$13 – \$20
Helpers--Production Workers	1,115	29.3	\$11 – \$14
Home Health Aides	510	40.3	\$11 – \$15
Janitors & Cleaners, Except Housekeeping	2,100	14.3	\$10 – \$14
Laborers and Freight, Stock, & Material Movers🌿	2,965	11.9	\$12 – \$17
Land, Lawn, & Grounds Workers, Supervisors	110	15.5	\$20 – \$29
Landscaping and Groundskeeping Workers	920	15.2	\$11 – \$17
Maids and Housekeeping Cleaners	620	13.3	\$10 – \$13
Mechanics, Installers, and Repairers, Supervisors🌿	250	9.7	\$25 – \$41
Non-Retail Sales Workers, Supervisors	195	9.9	\$25 – \$50
Office and Admin. Support Workers, Supervisors	500	6.0	\$20 – \$32
Packers and Packagers, Hand	1,440	11.4	\$10 – \$12
Personal Care Aides	1,120	33.0	\$10 – \$13
Production and Operating Workers, Supervisors🌿	645	8.4	\$23 – \$36
Property and Real Estate Managers	105	13.4	\$19 – \$39

HIGH-DEMAND, HIGH-WAGE OCCUPATIONS

THROUGH 2026

SCIENCE, TECHNOLOGY, ENGINEERING, AND MATHEMATICS (STEM)			
OCCUPATION (JOB TITLE)	ANNUAL OPENINGS	GROWTH %	WAGE RANGE
Architectural and Engineering Managers🌿	125	9.2	\$46 – \$64
Biological Science Teachers, Postsecondary	25	19.1	\$32 – \$52*
Civil Engineers🌿	85	12.1	\$30 – \$46
Computer and Information Systems Managers	90	12.9	\$41 – \$65
Computer Network Support SpecialistsGP	40	12.2	\$20 – \$34
Computer Systems Analysts	80	8.1	\$30 – \$45
Computer User Support SpecialistsGP	270	15.9	\$17 – \$29
Electrical & Electronics Engineering Technicians🌿GP	70	8.0	\$21 – \$33
Electrical Engineers🌿	80	13.1	\$29 – \$45
Electronics Engineers, Except Computer🌿	50	17.0	\$27 – \$45
Engineering Teachers, Postsecondary	30	18.3	\$34 – \$50
Industrial Engineering Technicians🌿GP	125	5.2	\$19 – \$26
Industrial Engineers🌿	365	16.6	\$30 – \$44
Mathematical Science Teachers, Postsecondary	30	13.6	\$27 – \$45
Mechanical Engineers🌿	270	11.3	\$28 – \$43
Network and Computer Systems Administrators	80	9.1	\$27 – \$39
Sales Reps., Tech. and Scientific Products🌿	110	9.3	\$27 – \$48
Software Developers, Applications	190	33.8	\$28 – \$47
Software Developers, Systems Software🌿	65	13.8	\$30 – \$49
Web DevelopersGP	35	15.5	\$21 – \$34



WEST MICHIGAN

CAREER OUTLOOK








STATE OF MICHIGAN











Department of Technology, Management and Budget




Bureau of Labor Market Information and Strategic Initiatives

High-Demand, High-Wage Occupations

Through 2026

Postsecondary Certificate or Moderate-Term Training			
Occupation (Job Title)	Annual Openings	Growth %	Wage Range
Automotive Service Technicians and Mechanics  GP	355	8.1	\$13 – \$23
Billing and Posting Clerks	210	14.2	\$15 – \$20
Cabinetmakers and Bench Carpenters	95	19.2	\$16 – \$21
Cement Masons and Concrete Finishers 	140	13.6	\$17 – \$24
CNC Machine Tool Programmers GP	65	18.7	\$21 – \$28
Computer User Support Specialists GP	270	15.9	\$17 – \$29
Dental Assistants	155	13.7	\$17 – \$24
Food Batchmakers	330	23.6	\$14 – \$22
Food Cooking Machine Operators and Tenders	70	23.5	\$18 – \$24
Heavy and Tractor-Trailer Truck Drivers 	1,625	10.6	\$17 – \$24
Insurance Sales Agents	290	16.5	\$16 – \$32
Licensed Practical and Vocational Nurses GP	245	12.0	\$19 – \$24
Maintenance and Repair Workers, General  GP	855	10.6	\$14 – \$23
Massage Therapists GP	85	30.7	\$12 – \$27
Multiple Machine Tool Setters and Operators	280	9.0	\$14 – \$21
Operating Engineers  GP	145	11.9	\$18 – \$25
Police and Sheriff's Patrol Officers	175	7.0	\$21 – \$34
Production, Planning, and Expediting Clerks 	300	10.9	\$17 – \$27
Sales Reps., Except Tech. and Scientific Products	1,280	8.8	\$21 – \$44
Welders, Cutters, Solderers, and Brazers  GP	355	7.3	\$15 – \$21

Associate's Degree/Long-Term Training/Apprenticeships			
Occupation (Job Title)	Annual Openings	Growth %	Wage Range
Automotive Body and Related Repairers GP	75	11.7	\$15 – \$25
Brickmasons and Blockmasons GP	55	11.2	\$18 – \$28
Bus and Truck Mech. & Diesel Engine Specialists  GP	180	12.7	\$18 – \$26
Carpenters  GP	475	11.0	\$15 – \$23
Dental Hygienists GP	105	13.6	\$27 – \$35
Diagnostic Medical Sonographers GP	35	19.4	\$25 – \$33
Electrical and Electronics Engineering Technicians  GP	70	8.0	\$21 – \$33
Electrical Power-Line Installers and Repairers  GP	90	11.1	\$32 – \$42
Electricians  GP	410	9.6	\$20 – \$30
HVAC and Refrigeration Mechanics and Installers  GP	175	16.8	\$18 – \$29
Industrial Engineering Technicians  GP	125	5.2	\$19 – \$26
Industrial Machinery Mechanics  GP	445	18.6	\$18 – \$27
Machinists  GP	520	5.9	\$14 – \$23
Occupational Therapy Assistants GP	55	25.0	\$19 – \$26
Paralegals and Legal Assistants	75	14.3	\$17 – \$30
Physical Therapist Assistants GP	130	26.8	\$21 – \$29
Plumbers, Pipefitters, and Steamfitters  GP	270	16.5	\$19 – \$32
Radiologic Technologists GP	55	10.7	\$21 – \$30
Respiratory Therapists GP	45	25.2	\$23 – \$30
Web Developers GP	35	15.5	\$21 – \$34

Bachelor's Degree or Higher			
Occupation (Job Title)	Annual Openings	Growth %	Wage Range
Accountants and Auditors	560	12.3	\$25 – \$37
Child, Family, and School Social Workers	290	17.7	\$18 – \$28
Coaches and Scouts	595	15.6	\$10 – \$32
Educational, Guidance, & School Counselors	175	16.8	\$20 – \$34
Elementary School Teachers	520	11.4	\$21 – \$35
Financial Managers	245	21.5	\$39 – \$67
General and Operations Managers 	880	10.5	\$31 – \$75
Health Specialties Teachers, Postsecondary	80	30.5	\$33 – \$51
Healthcare Social Workers	160	18.7	\$21 – \$30
Industrial Engineers 	365	16.6	\$30 – \$44
Management Analysts	205	16.8	\$28 – \$43
Market Research Analysts & Marketing Spec.	310	25.2	\$21 – \$37
Mechanical Engineers 	270	11.3	\$28 – \$43
Medical and Health Services Managers	190	18.1	\$35 – \$58
Middle School Teachers	210	11.7	\$25 – \$38
Physical Therapists	110	24.4	\$35 – \$47
Physician Assistants	90	33.9	\$44 – \$60
Registered Nurses GP	1,010	14.8	\$27 – \$36
Secondary School Teachers	360	11.8	\$22 – \$35
Software Developers, Applications	190	33.8	\$28 – \$47

*Regional wage data unavailable; Statewide wage data shown.
Note: These lists include occupations that show a favorable mix of projected long-term job growth, projected annual job openings, and median wages. They do not necessarily reflect current hiring demand. Hourly wage range represents the 25th to 75th percentiles.