


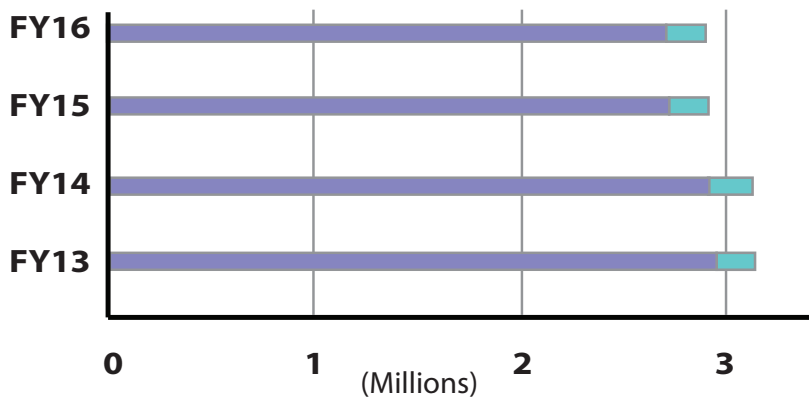
GVSU TRANSPORTATION SERVICES ANNUAL GVSU RIDERSHIP REPORT

Fiscal Year 2016

GVSU accounted for 2,793,969 rides on the Rapid in FY16!

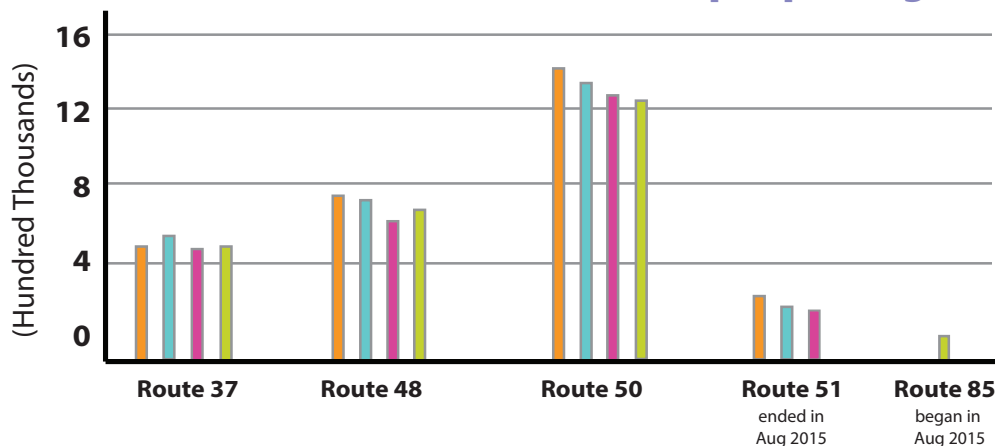


Ridership Totals



	FY16	FY15	FY14	FY13
Designated Routes	2,614,071	2,681,780	2,916,942	2,963,512
All Other Routes	179,898	216,252	225,498	201,182

Annual Ridership by Designated Route



	Route 37	Route 48	Route 50	Route 51	Route 85
FY13	477,853	760,200	1,463,640	261,819	N/A
FY14	525,435	753,234	1,416,188	222,085	N/A
FY15	456,220	646,833	1,356,805	221,922	N/A
FY16	466,681	765,859	1,303,372	N/A	71,820

Designated Route Trends

