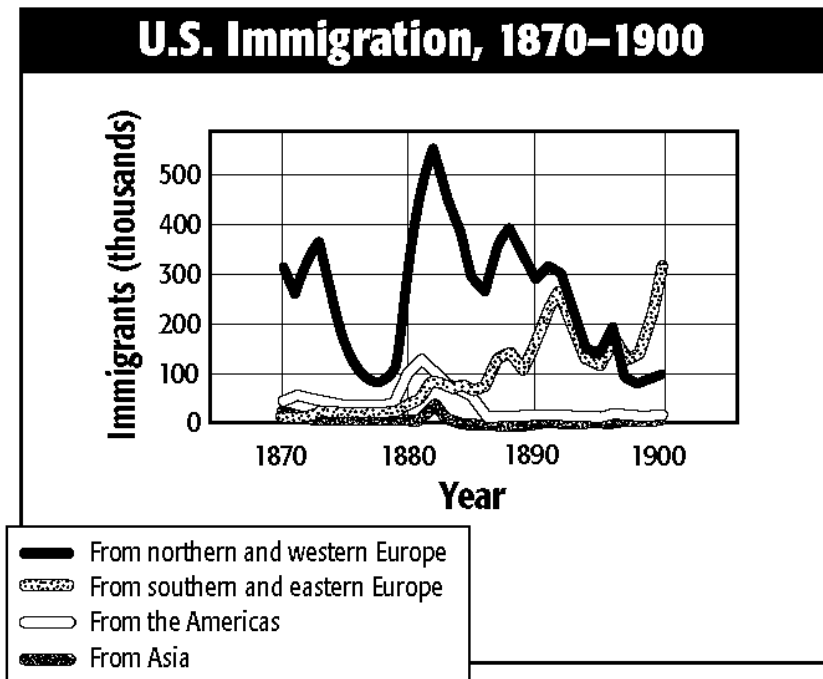


Name: _____

Hour: _____

Immigration Practice Questions
Chapter 6, Section 1 (pgs. 214-219)



Multiple Choice:

By the late 1890s what region were the most immigrants coming from:

- a.) European Jews
- b.) Chinese
- c.) **Eastern and southern Europeans**
- d.) Japanese

What does the chart indicate happened to immigration patterns between 1870 and 1900?

- a.) Immigration declined from southern and eastern Europe during this period.
- b.) Immigration from the Americas reached its peak by 1890, then declined.
- c.) Immigration from Asia peaked at the same time that immigration from southern and eastern Europe peaked.
- d.) **Immigration from northern and western Europe peaked shortly after 1880.**

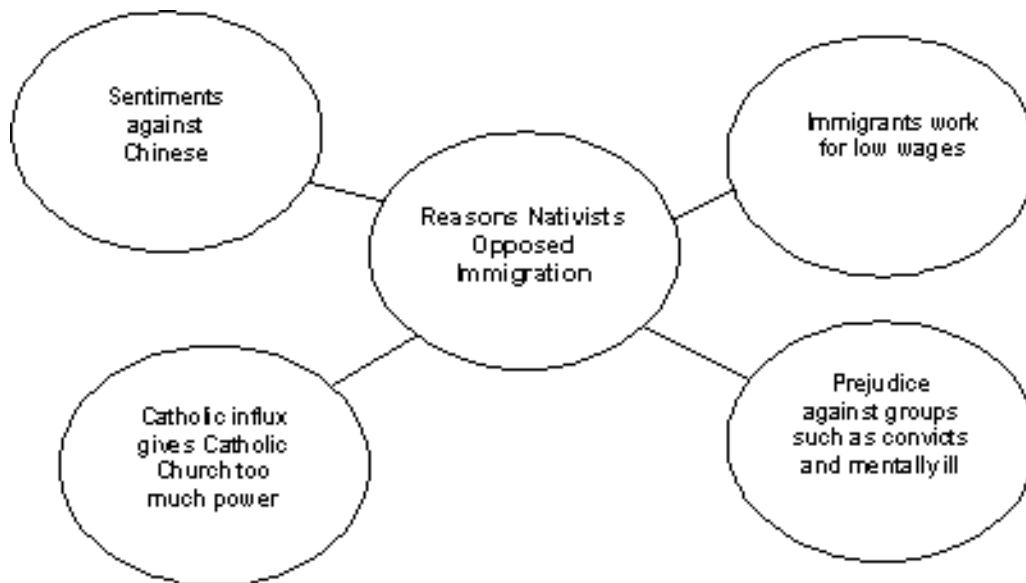
Short Answer:

Why did European immigrants come to the United States?

Various push factors were forcing Europeans out of their homeland (such as disease, famine, or conflict) and various pull factors were attracting Europeans to the U.S. (such as jobs and a better standard of living).

When was the level of immigration from different regions of Europe roughly equal and how did it change later?

1892-1896 and then immigrants from eastern and southern Europe surpass those coming to the U.S. from northern and western Europe.



According to the diagram, the nativists were afraid that _____ would gain too much power.

- a.) The Chinese
- b.) Convicts
- c.) Immigrant workers
- d.) **The Catholic Church**

Short Answer:

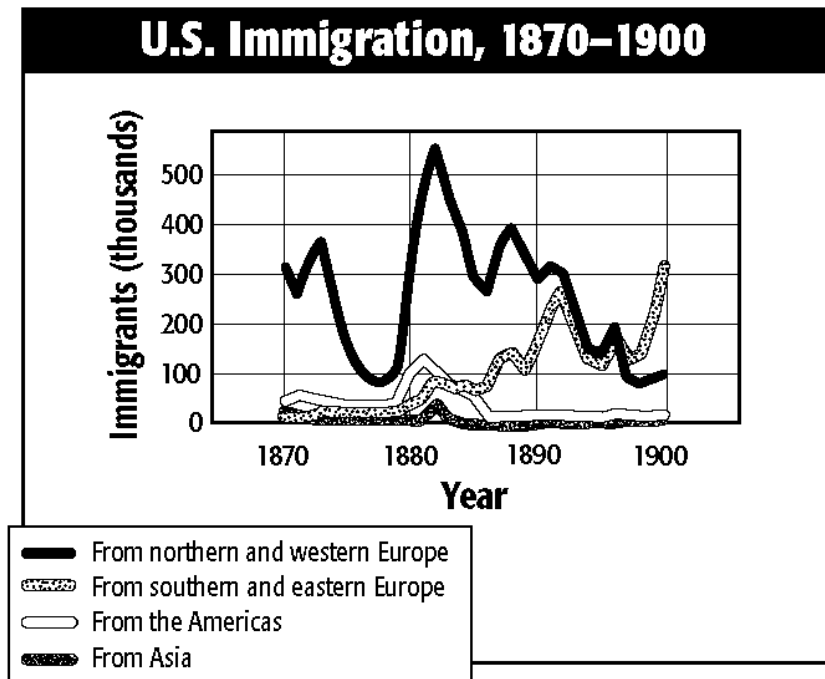
Why did some Americans blame immigrants for the nation's problems?

In times of high unemployment or an economic recession people look to blame someone or something and foreigners or foreign born immigrants were the scapegoats and Americans began to blame them for their problems.

Name: _____

Hour: _____

Immigration Practice Questions
Chapter 6, Section 1 (pgs. 214-219)



YES or NO

By the late 1890s what region were the most immigrants coming from Eastern and Southern Europe.

YES

NO

What does the chart indicate happened to immigration patterns between 1870 and 1900?

Immigration declined from southern and eastern Europe during this period.

YES

NO

Why did European immigrants come to the United States?

Various push factors were forcing Europeans out of their homeland (such as disease, famine, or conflict) and various pull factors were attracting Europeans to the U.S. (such as jobs and a better standard of living).

YES

NO

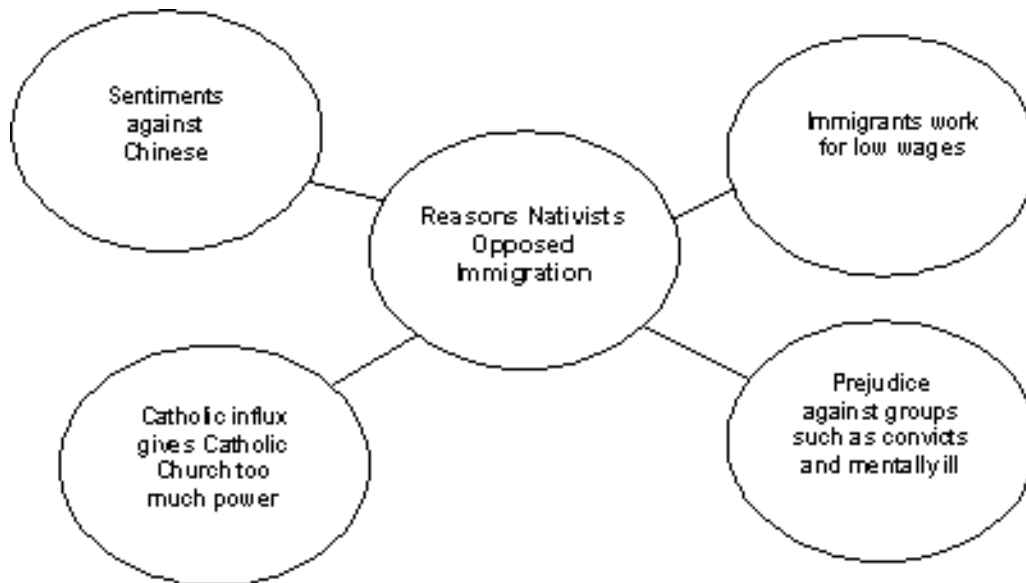
Yes/No Strategy

When was the level of immigration from different regions of Europe roughly equal and how did it change later?

1892-1896 and then immigrants from eastern and southern Europe surpass those coming to the U.S. from northern and western Europe.

YES

NO



According to the diagram, the nativists were afraid that convicts would gain too much power.

YES

NO

Why did some Americans blame immigrants for the nation's problems?

In times of high unemployment or an economic recession people look to blame someone or something and foreigners or foreign born immigrants were the scapegoats and Americans began to blame them for their problems.

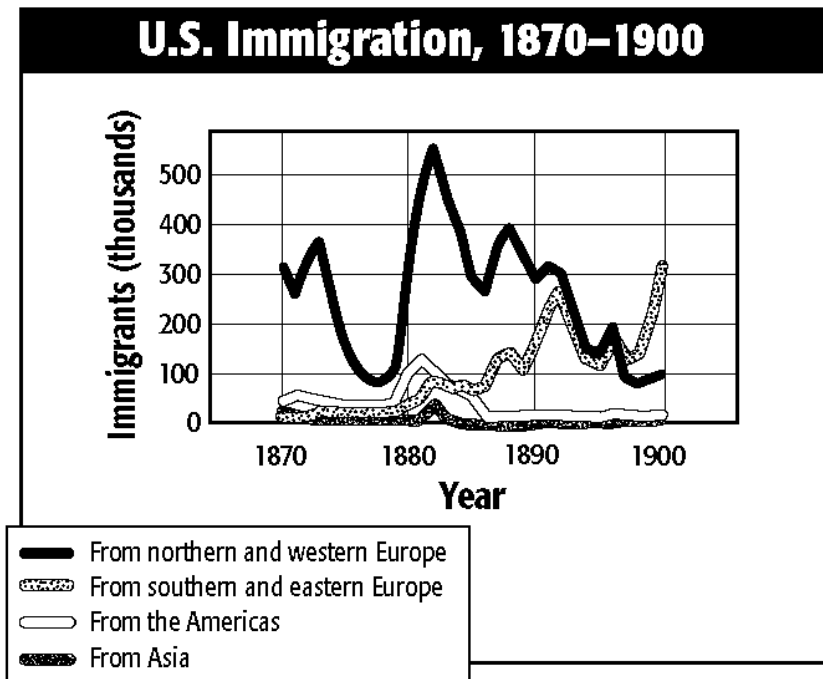
YES

NO

Name: _____

Hour: _____

Immigration Practice Questions
Chapter 6, Section 1 (pgs. 214-219)



Multiple Choice:

By the late 1890s what region were the most immigrants coming from:

- a.) European Jews
- b.) Chinese
- c.) Eastern and southern Europeans
- d.) Japanese

What does the chart indicate happened to immigration patterns between 1870 and 1900?

- a.) Immigration declined from southern and eastern Europe during this period.
- b.) Immigration from the Americas reached its peak by 1890, then declined.
- c.) Immigration from Asia peaked at the same time that immigration from southern and eastern Europe peaked.
- d.) Immigration from northern and western Europe peaked shortly after 1880.

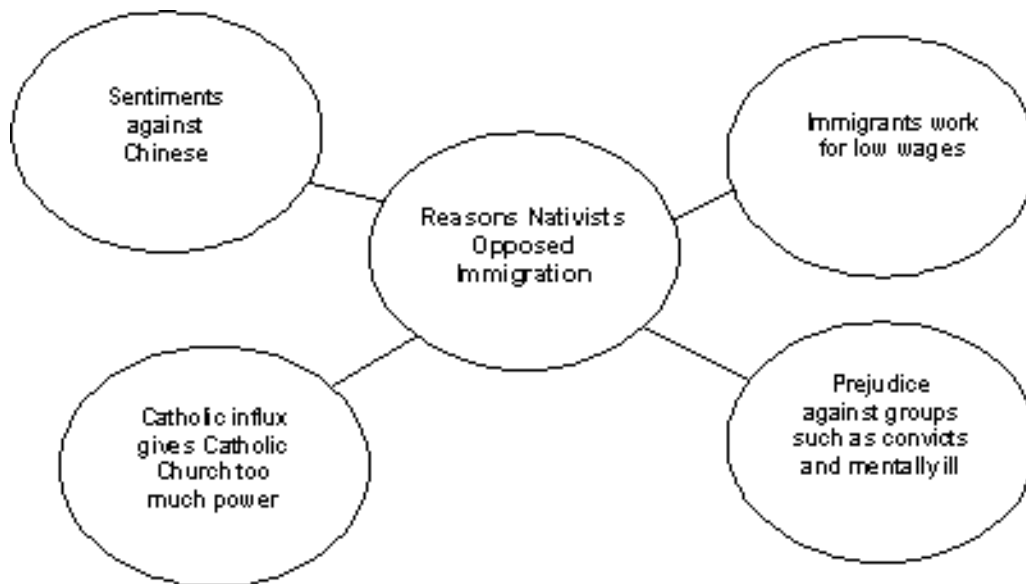
Short Answer:

Why did European immigrants come to the United States?

Various _____ factors were forcing Europeans out of their homeland (such as disease, famine, or conflict) and various _____ factors were attracting Europeans to the U.S. (such as jobs and a better standard of living).

When was the level of immigration from different regions of Europe roughly equal and how did it change later?

_____ - _____ and then immigrants from eastern and southern Europe surpass those coming to the U.S. from northern and western Europe.



According to the diagram, the nativists were afraid that _____ would gain too much power.

- a.) The Chinese
- b.) Convicts
- c.) Immigrant workers
- d.) The Catholic Church

Short Answer:

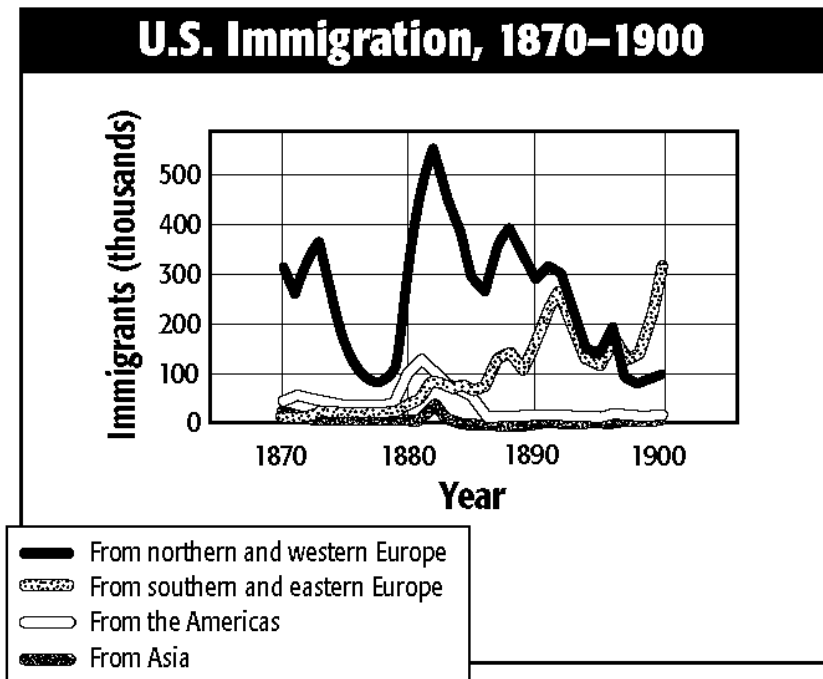
Why did some Americans blame immigrants for the nation's problems?

In times of high _____ or an economic _____ people look to blame someone or something and foreigners or foreign born immigrants were the scapegoats and Americans began to blame them for their problems.

Name: _____

Hour: _____

Immigration Practice Questions
Chapter 6, Section 1 (pgs. 214-219)



Multiple Choice:

By the late 1890s what region were the most immigrants coming from:

- a.) European Jews
- b.) Chinese
- c.) Eastern and southern Europeans
- d.) Japanese

What does the chart indicate happened to immigration patterns between 1870 and 1900?

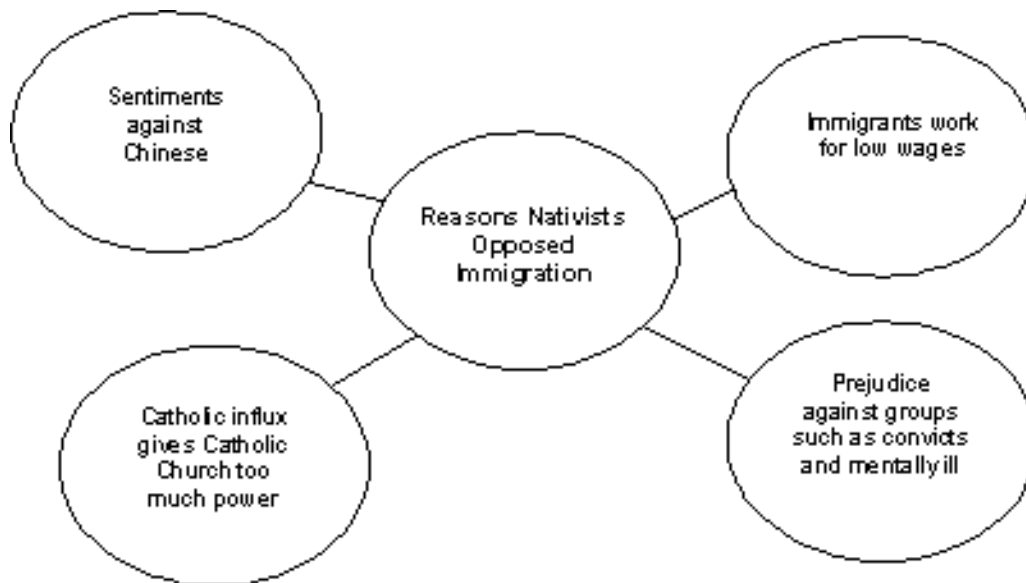
- a.) Immigration declined from southern and eastern Europe during this period.
- b.) Immigration from the Americas reached its peak by 1890, then declined.
- c.) Immigration from Asia peaked at the same time that immigration from southern and eastern Europe peaked.
- d.) Immigration from northern and western Europe peaked shortly after 1880.

Short Answer:

Why did European immigrants come to the United States?

When was the level of immigration from different regions of Europe roughly equal and how did it change later?

Open Ended



According to the diagram, the nativists were afraid that _____ would gain too much power.

- a.) The Chinese
- b.) Convicts
- c.) Immigrant workers
- d.) The Catholic Church

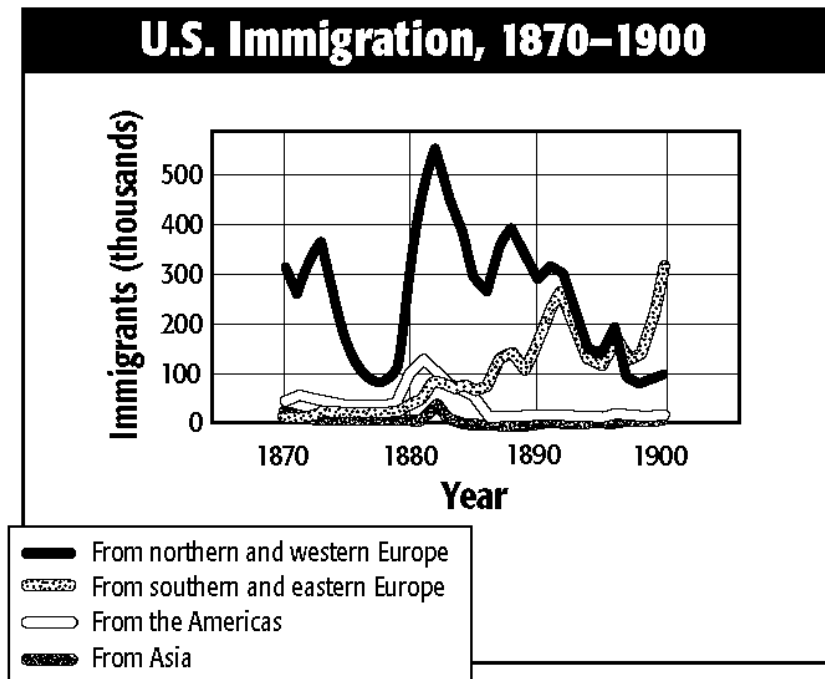
Short Answer:

Why did some Americans blame immigrants for the nation's problems?

Name: _____

Hour: _____

Immigration Practice Questions
Chapter 6, Section 1 (pgs. 214-219)



Multiple Choice:

By the late 1890s what region were the most immigrants coming from:

- a.) European Jews
- b.) Chinese
- c.) Eastern and southern Europeans
- d.) Japanese

What does the chart indicate happened to immigration patterns between 1870 and 1900?

- a.) Immigration declined from southern and eastern Europe during this period.
- b.) Immigration from the Americas reached its peak by 1890, then declined.
- c.) Immigration from Asia peaked at the same time that immigration from southern and eastern Europe peaked.
- d.) Immigration from northern and western Europe peaked shortly after 1880.

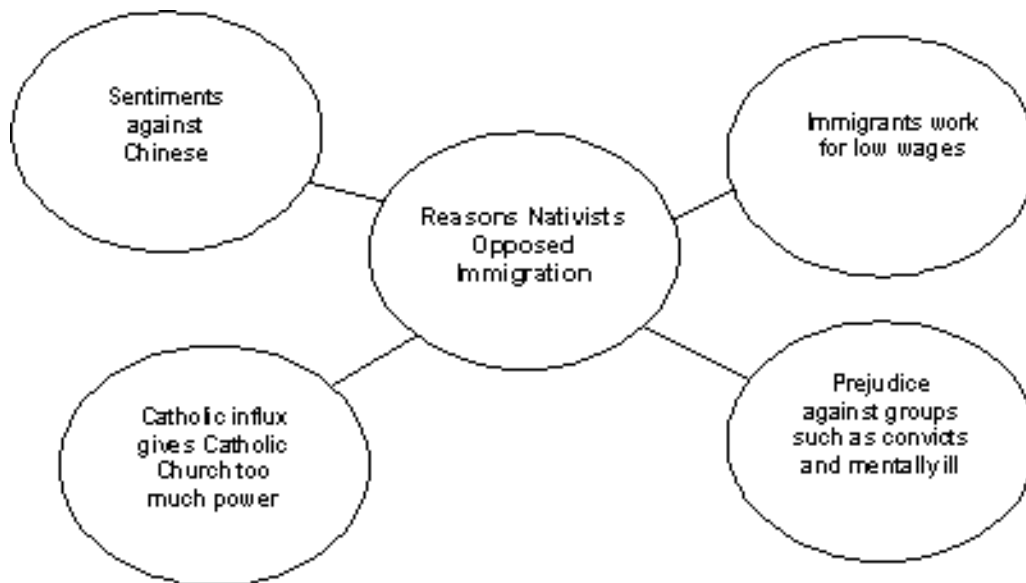
Short Answer:

Why did European immigrants come to the United States?

The European immigrants came to the United States because

When was the level of immigration from different regions of Europe roughly equal and **how** did it change later?

The level of immigration from different regions of Europe roughly equaled _____ and it changed later by



According to the diagram, the nativists were afraid that _____ would gain too much power.

- a.) The Chinese
- b.) Convicts
- c.) Immigrant workers
- d.) The Catholic Church

Short Answer:

Why did some Americans blame immigrants for the nation's problems?

Some Americans blame immigrants for the nation's problems because