



myGVSU Climate Survey 2019

English

SURVEY INSTRUCTIONS

Reassessment of myGVSU Climate Survey 2019 Learning, Living, and Working on Campus

(Administered for GVSU by Qualtrics, LLC based on the consulting work of Rankin & Associates, Inc. in 2011)

For more information, additional alternative formats, and to submit a downloaded survey, please contact:

Shontaye Witcher, Director
Disability Support Resources
215 The Blue Connection
616-331-2490
dsrgvsu@gvsu.edu
www.gvsu.edu/dsr

You are invited to participate in a survey of students, faculty and staff members, and administrators regarding the campus climate at Grand Valley State University. The results of the survey will provide important information about our climate and will enable us to improve the environment for learning, living, and working at the university. Answering the first question confirms your consent to participate.

This survey will ask a range of questions related to your identity and background. You may skip any questions in the survey. To protect your identity, data will only be reported in aggregate. For departments, buildings, majors, and/or identities, all data will be aggregated if less than 10 responses are provided for any category or sub-category. While you are invited to provide refined data under some categories (as sub-selections), you may opt to provide as high level or refined information as you wish.

Full details about technical and survey consent information can be reviewed at www.gvsu.edu/mygvsu/consent/.

Institutional Affiliation

What is your primary institutional status at Grand Valley State University? (Please mark only one)

[Responses to all three parts of this question are required. You must answer the "affiliation" question. Then select detail, N/A or "Do not wish to provide additional detail" on position and position detail to consent to the survey.]

Affiliation

Position

Position Detail

Experiences & Perceptions Introduction

At Grand Valley, your experiences and perceptions related to diversity, equity, and inclusion are important. This is what we call institutional campus climate. Campus climate includes the quality of interpersonal, academic, and professional interactions on campus and the attitudes, behaviors, and standards of faculty, staff, administrators, and students. A healthy climate is grounded in respect for others, nurtured by dialogue between those of differing perspectives, and evidenced by a pattern of civil interactions among community members.

This survey will ask you a series of questions related to *institutional climate – your experiences and perceptions at GVSU over the past year or since you arrived at GVSU if less than a year ago.*

Overall Climate

Please indicate your level of comfort with the institutional climate related to diversity, inclusion, and equity during the past year in each of the following areas:

	Very Comfortable	Comfortable	Neither comfortable nor uncomfortable	Uncomfortable	Very uncomfortable
With the institutional climate at Grand Valley State University?	<input type="radio"/>	<input type="radio"/>	<input type="radio"/>	<input type="radio"/>	<input type="radio"/>

	Very Comfortable	Comfortable	Neither comfortable nor uncomfortable	Uncomfortable	Very uncomfortable
With the climate <u>in your school, college, or Division?</u>	<input type="radio"/>	<input type="radio"/>	<input type="radio"/>	<input type="radio"/>	<input type="radio"/>
With the climate <u>in your department or work unit?</u>	<input type="radio"/>	<input type="radio"/>	<input type="radio"/>	<input type="radio"/>	<input type="radio"/>

Please indicate your level of comfort with the institutional climate related to diversity, inclusion, and equity during the past year in each of the following areas:

	Very Comfortable	Comfortable	Neither comfortable nor uncomfortable	Uncomfortable	Very uncomfortable
With the climate in your on-campus Living Center or Residence Hall?	<input type="radio"/>	<input type="radio"/>	<input type="radio"/>	<input type="radio"/>	<input type="radio"/>
With the climate at your off-campus housing?	<input type="radio"/>	<input type="radio"/>	<input type="radio"/>	<input type="radio"/>	<input type="radio"/>

Please indicate your level of comfort with the institutional climate related to diversity, inclusion, and equity during the past year in each of the following areas:

	Very Comfortable	Comfortable	Neither comfortable nor uncomfortable	Uncomfortable	Very uncomfortable
With the climate in your classes?	<input type="radio"/>	<input type="radio"/>	<input type="radio"/>	<input type="radio"/>	<input type="radio"/>

In the past year have you seriously considered leaving GVSU because of the institutional climate?

- ☐ Yes
- ☐ No
- ☐ Not sure

Experiences

Within the past year have you **personally experienced** any exclusionary, intimidating, offensive, hostile, and/or harassing conduct or behavior that has interfered with your ability to live, learn or work at GVSU?

- ☐ Yes
- ☐ No
- ☐ Not sure

Do you believe this conduct was based on some aspect of your identity or identities?

- ☐ Yes
- ☐ No
- ☐ Not sure

What do you believe this conduct was based upon? (Mark all that apply)

- | | | |
|--|--|---|
| <input type="checkbox"/> Age | <input type="checkbox"/> Gender Identity or Expression | <input type="checkbox"/> Because of my position (e.g., staff, faculty, student) |
| <input type="checkbox"/> Country of origin, ancestry, nationality, or immigrant status | <input type="checkbox"/> Military or Veteran status | <input type="checkbox"/> Religious or spiritual views |
| <input type="checkbox"/> Disability | <input type="checkbox"/> Parental status (i.e., having children) | <input type="checkbox"/> Sexual orientation |
| <input type="checkbox"/> Education level | <input type="checkbox"/> Other caregiver status | <input type="checkbox"/> Income or Socioeconomic status |
| <input type="checkbox"/> English language proficiency/accent | <input type="checkbox"/> Participation in an organization | <input type="checkbox"/> Don't know/Unknown |
| <input type="checkbox"/> Ethnicity or Race | <input type="checkbox"/> Physical characteristics | <input type="checkbox"/> Other |
| <input type="checkbox"/> Sex | <input type="checkbox"/> Political views | <input type="text"/> |

Within the past year have you **observed** any conduct directed toward a person or group of people **on-campus** that you believe has created an exclusionary, intimidating, offensive, hostile and/or harassing working or learning environment at GVSU?

- ☐ Yes
- ☐ No
- ☐ Not sure

Do you believe this conduct was based on some aspect of the identity or identities of the person or group of people?

- ☐ Yes
- ☐ No
- ☐ Not sure

What do you believe this conduct was based upon? (Mark all that apply)

- | | | |
|--|--|---|
| <input type="checkbox"/> Age | <input type="checkbox"/> Gender Identity or Expression | <input type="checkbox"/> Because of my position (e.g., staff, faculty, student) |
| <input type="checkbox"/> Country of origin, ancestry, nationality, or immigrant status | <input type="checkbox"/> Military or Veteran status | <input type="checkbox"/> Religious or spiritual views |
| <input type="checkbox"/> Disability | <input type="checkbox"/> Parental status (i.e., having children) | <input type="checkbox"/> Sexual orientation |
| <input type="checkbox"/> Education level | <input type="checkbox"/> Other caregiver status | <input type="checkbox"/> Income or Socioeconomic status |
| <input type="checkbox"/> English language proficiency/accent | <input type="checkbox"/> Participation in an organization | <input type="checkbox"/> Don't know/Unknown |
| <input type="checkbox"/> Ethnicity or Race | <input type="checkbox"/> Physical characteristics | <input type="checkbox"/> Other |
| <input type="checkbox"/> Sex | <input type="checkbox"/> Political views | <input type="text"/> |

Experiences: Hiring & Employment Processes

Have you observed unfair or unjust employment practices at GVSU?

- ☐ Yes
- ☐ No
- ☐ Not sure

In what way(s) have you observed unfair and unjust employment practices at GVSU? If you have observed multiple instances of unfair and unjust conduct, please indicate all that apply. (Mark all that apply)

- ☐ Unfair or unjust hiring practices (e.g., hiring supervisor bias, search committee bias, lack of effort in diversifying recruiting pool)

- ☐ Unfair or unjust employment-related discipline or action up to and including dismissal
- ☐ Unfair or unjust promotion, tenure, reappointment, and/or reclassification
- ☐ Unfair or unjust salary determinations

Do you believe these unfair or unjust practices were based on some aspect of the identity?

- ☐ Yes
- ☐ No
- ☐ Not sure

What do you believe this conduct related to unfair or unjust employment practices was based on? If you have observed multiple instances of unfair and unjust conduct? (Mark all that apply)

- | | | |
|--|--|---|
| <input type="checkbox"/> Age | <input type="checkbox"/> Gender Identity or Expression | <input type="checkbox"/> Because of my position (e.g., staff, faculty, student) |
| <input type="checkbox"/> Country of origin, ancestry, nationality, or immigrant status | <input type="checkbox"/> Military or Veteran status | <input type="checkbox"/> Religious or spiritual views |
| <input type="checkbox"/> Disability | <input type="checkbox"/> Parental status (i.e., having children) | <input type="checkbox"/> Sexual orientation |
| <input type="checkbox"/> Education level | <input type="checkbox"/> Other caregiver status | <input type="checkbox"/> Income or Socioeconomic status |
| <input type="checkbox"/> English language proficiency/accent | <input type="checkbox"/> Participation in an organization | <input type="checkbox"/> Don't know/Unknown |
| <input type="checkbox"/> Ethnicity or Race | <input type="checkbox"/> Physical characteristics | <input type="checkbox"/> Other |
| <input type="checkbox"/> Sex | <input type="checkbox"/> Political views | <input type="text"/> |

Please indicate your level of agreement with the following statements.

	Strongly agree	Agree	Neither agree nor disagree	Disagree	Strongly disagree
I feel that my research interests are valued by my colleagues.	<input type="radio"/>	<input type="radio"/>	<input type="radio"/>	<input type="radio"/>	<input type="radio"/>
I feel pressure to change my research agenda to achieve tenure or to be promoted.	<input type="radio"/>	<input type="radio"/>	<input type="radio"/>	<input type="radio"/>	<input type="radio"/>

	Strongly agree	Agree	Neither agree nor disagree	Disagree	Strongly disagree
I feel pressure to change my methods of teaching to achieve tenure or to be promoted.	<input type="radio"/>	<input type="radio"/>	<input type="radio"/>	<input type="radio"/>	<input type="radio"/>
I feel that my service contributions are important to tenure and/or promotion.	<input type="radio"/>	<input type="radio"/>	<input type="radio"/>	<input type="radio"/>	<input type="radio"/>
I believe that the tenure and promotion process is clear .	<input type="radio"/>	<input type="radio"/>	<input type="radio"/>	<input type="radio"/>	<input type="radio"/>
I believe that the tenure and promotion standards are reasonable .	<input type="radio"/>	<input type="radio"/>	<input type="radio"/>	<input type="radio"/>	<input type="radio"/>

Please indicate your level of agreement with the following statements.

	Strongly agree	Agree	Neither agree nor disagree	Disagree	Strongly disagree
I am reluctant to bring up issues that concern me for fear that it will affect my performance evaluation or tenure/promotion decision.	<input type="radio"/>	<input type="radio"/>	<input type="radio"/>	<input type="radio"/>	<input type="radio"/>
I am comfortable asking questions about performance expectations.	<input type="radio"/>	<input type="radio"/>	<input type="radio"/>	<input type="radio"/>	<input type="radio"/>
Supervisors, managers or department heads consistently communicate GVSU policies.	<input type="radio"/>	<input type="radio"/>	<input type="radio"/>	<input type="radio"/>	<input type="radio"/>
Supervisors, managers or department heads consistently implement GVSU policies.	<input type="radio"/>	<input type="radio"/>	<input type="radio"/>	<input type="radio"/>	<input type="radio"/>

	Strongly agree	Agree	Neither agree nor disagree	Disagree	Strongly disagree
Salary determinations are fair .	<input type="radio"/>	<input type="radio"/>	<input type="radio"/>	<input type="radio"/>	<input type="radio"/>
Salary determinations are clear .	<input type="radio"/>	<input type="radio"/>	<input type="radio"/>	<input type="radio"/>	<input type="radio"/>
My supervisor, manager, or department head supports work-life balance.	<input type="radio"/>	<input type="radio"/>	<input type="radio"/>	<input type="radio"/>	<input type="radio"/>
GVSU supports work-life balance.	<input type="radio"/>	<input type="radio"/>	<input type="radio"/>	<input type="radio"/>	<input type="radio"/>
	Strongly agree	Agree	Neither agree nor disagree	Disagree	Strongly disagree
My work expectations, requirements, and responsibilities are similar to those of my colleagues at GVSU.	<input type="radio"/>	<input type="radio"/>	<input type="radio"/>	<input type="radio"/>	<input type="radio"/>
I am provided with job or career advice or guidance at GVSU.	<input type="radio"/>	<input type="radio"/>	<input type="radio"/>	<input type="radio"/>	<input type="radio"/>
I am provided with adequate professional development or training at GVSU.	<input type="radio"/>	<input type="radio"/>	<input type="radio"/>	<input type="radio"/>	<input type="radio"/>
I have support regarding my own job or career advancement at GVSU.	<input type="radio"/>	<input type="radio"/>	<input type="radio"/>	<input type="radio"/>	<input type="radio"/>

Please indicate your level of agreement with the following statements.

	Strongly agree	Agree	Neither agree nor disagree	Disagree	Strongly disagree
I feel valued by faculty in the classroom.	<input type="radio"/>	<input type="radio"/>	<input type="radio"/>	<input type="radio"/>	<input type="radio"/>
I feel valued by other students in the classroom.	<input type="radio"/>	<input type="radio"/>	<input type="radio"/>	<input type="radio"/>	<input type="radio"/>

	Strongly agree	Agree	Neither agree nor disagree	Disagree	Strongly disagree
GVSU employees are genuinely concerned with my welfare.	<input type="radio"/>	<input type="radio"/>	<input type="radio"/>	<input type="radio"/>	<input type="radio"/>
GVSU administrators are genuinely concerned with my welfare.	<input type="radio"/>	<input type="radio"/>	<input type="radio"/>	<input type="radio"/>	<input type="radio"/>
	Strongly agree	Agree	Neither agree nor disagree	Disagree	Strongly disagree
Faculty pre-judge my abilities based on my perceived identity or background.	<input type="radio"/>	<input type="radio"/>	<input type="radio"/>	<input type="radio"/>	<input type="radio"/>
The institutional campus climate at GVSU encourages free and open discussion of difficult topics.	<input type="radio"/>	<input type="radio"/>	<input type="radio"/>	<input type="radio"/>	<input type="radio"/>
I know faculty who I perceive as role models.	<input type="radio"/>	<input type="radio"/>	<input type="radio"/>	<input type="radio"/>	<input type="radio"/>
I know staff who I perceive as role models.	<input type="radio"/>	<input type="radio"/>	<input type="radio"/>	<input type="radio"/>	<input type="radio"/>

Please indicate your level of agreement with the following statements.

	Strongly agree	Agree	Neither agree nor disagree	Disagree	Strongly disagree
I feel I belong at GVSU.	<input type="radio"/>	<input type="radio"/>	<input type="radio"/>	<input type="radio"/>	<input type="radio"/>
I can be my authentic self at GVSU.	<input type="radio"/>	<input type="radio"/>	<input type="radio"/>	<input type="radio"/>	<input type="radio"/>
GVSU is committed to diversity.	<input type="radio"/>	<input type="radio"/>	<input type="radio"/>	<input type="radio"/>	<input type="radio"/>
Equity is characteristic of GVSU.	<input type="radio"/>	<input type="radio"/>	<input type="radio"/>	<input type="radio"/>	<input type="radio"/>
The university understands the value of a diverse faculty .	<input type="radio"/>	<input type="radio"/>	<input type="radio"/>	<input type="radio"/>	<input type="radio"/>
The university understands the value of a diverse staff .	<input type="radio"/>	<input type="radio"/>	<input type="radio"/>	<input type="radio"/>	<input type="radio"/>

	Strongly agree	Agree	Neither agree nor disagree	Disagree	Strongly disagree
The university understands the value of a diverse student body .	<input type="radio"/>	<input type="radio"/>	<input type="radio"/>	<input type="radio"/>	<input type="radio"/>

Please indicate your level of satisfaction with the following statements.

	Strongly satisfied	Satisfied	Neither satisfied nor dissatisfied	Dissatisfied	Strongly dissatisfied
Your job at GVSU.	<input type="radio"/>	<input type="radio"/>	<input type="radio"/>	<input type="radio"/>	<input type="radio"/>
Your career progression at GVSU.	<input type="radio"/>	<input type="radio"/>	<input type="radio"/>	<input type="radio"/>	<input type="radio"/>
Your compensation as compared to that of other GVSU colleagues with a similar level of experience.	<input type="radio"/>	<input type="radio"/>	<input type="radio"/>	<input type="radio"/>	<input type="radio"/>
Your access to research support and/or professional development as compared to your colleagues.	<input type="radio"/>	<input type="radio"/>	<input type="radio"/>	<input type="radio"/>	<input type="radio"/>

Perceptions: Climate Scales

Using a scale of 1-5, please rate the overall institutional climate on campus on the following dimensions:

(Note: 5 is positive/high, 1 is negative/low)

	High/Positive (5)		Neutral (3)		Low/Negative (1)	
Friendly	<input type="radio"/>	<input type="radio"/>	<input type="radio"/>	<input type="radio"/>	<input type="radio"/>	Hostile
Cooperative	<input type="radio"/>	<input type="radio"/>	<input type="radio"/>	<input type="radio"/>	<input type="radio"/>	Uncooperative
Welcoming	<input type="radio"/>	<input type="radio"/>	<input type="radio"/>	<input type="radio"/>	<input type="radio"/>	Not welcoming
Respectful	<input type="radio"/>	<input type="radio"/>	<input type="radio"/>	<input type="radio"/>	<input type="radio"/>	Disrespectful
Positive for people of my identity background(s)	<input type="radio"/>	<input type="radio"/>	<input type="radio"/>	<input type="radio"/>	<input type="radio"/>	Negative for people of my identity background(s)

Institutional Actions

The following section asks your opinion on institutional actions related to campus climate for diversity, equity, and inclusion.

For each of the following items, please indicate **your perspective of the level of effort or attention** by GVSU:

	Very significant	Significant	Neither significant nor insignificant	Insignificant	Very insignificant
To increase the diversity of the faculty .	<input type="radio"/>	<input type="radio"/>	<input type="radio"/>	<input type="radio"/>	<input type="radio"/>
To increase the diversity of the staff .	<input type="radio"/>	<input type="radio"/>	<input type="radio"/>	<input type="radio"/>	<input type="radio"/>
To increase the diversity of the administration .	<input type="radio"/>	<input type="radio"/>	<input type="radio"/>	<input type="radio"/>	<input type="radio"/>
To increase the diversity of the student body .	<input type="radio"/>	<input type="radio"/>	<input type="radio"/>	<input type="radio"/>	<input type="radio"/>
	Very significant	Significant	Neither significant nor insignificant	Insignificant	Very insignificant
To provide access to diversity, equity, and inclusion training .	<input type="radio"/>	<input type="radio"/>	<input type="radio"/>	<input type="radio"/>	<input type="radio"/>
To provide access to professional development opportunities related to diversity, equity, and inclusion.	<input type="radio"/>	<input type="radio"/>	<input type="radio"/>	<input type="radio"/>	<input type="radio"/>
To provide courses related to diversity, equity, and inclusion.	<input type="radio"/>	<input type="radio"/>	<input type="radio"/>	<input type="radio"/>	<input type="radio"/>
To provide opportunities for diverse members of the community to network and engage with each other .	<input type="radio"/>	<input type="radio"/>	<input type="radio"/>	<input type="radio"/>	<input type="radio"/>

	Very significant	Significant	Neither significant nor insignificant	Insignificant	Very insignificant
To provide opportunities for diverse members of the community to network and engage with others .	<input type="radio"/>	<input type="radio"/>	<input type="radio"/>	<input type="radio"/>	<input type="radio"/>
To provide access to mentorship opportunities.	<input type="radio"/>	<input type="radio"/>	<input type="radio"/>	<input type="radio"/>	<input type="radio"/>
To provide access to resolve conflicts or disputes with peers or other members of the campus community.	<input type="radio"/>	<input type="radio"/>	<input type="radio"/>	<input type="radio"/>	<input type="radio"/>
To provide support for people who have experienced harassment.	<input type="radio"/>	<input type="radio"/>	<input type="radio"/>	<input type="radio"/>	<input type="radio"/>

To further advance its efforts related to equity and inclusion, GVSU should:

	Strongly agree	Agree	Neither agree nor disagree	Disagree	Strongly disagree
Include diversity-related professional experiences as one of the criteria for hiring employees.	<input type="radio"/>	<input type="radio"/>	<input type="radio"/>	<input type="radio"/>	<input type="radio"/>
Include diversity-related professional experiences as one of the criteria for evaluating employees.	<input type="radio"/>	<input type="radio"/>	<input type="radio"/>	<input type="radio"/>	<input type="radio"/>
Include required diversity-related training for all faculty and staff .	<input type="radio"/>	<input type="radio"/>	<input type="radio"/>	<input type="radio"/>	<input type="radio"/>

KLC	Kleiner Commons	E2
KRP	Kirkpatrick Living Center	F3
KTB	Kelly Family Sports Center	C3
LAT	Louis Armstrong Theatre	D6
LHH	Lake Huron Hall	E5
LIB	Mary Idema Pew Library	C5
LMH	Lake Michigan Hall	E6
LMP	Marketplace	C4
LOH	Lake Ontario Hall	E6
LSH	Lake Superior Hall	E6
LTT	Loutit Lecture Hall	D4
LVA	Laker Village Apartments	C7
	Lubbers Student Services Center (see STU)	
MAK	Mackinac Hall	D3
MAN	Manitou Hall	D4

Marketplace (see LMP)

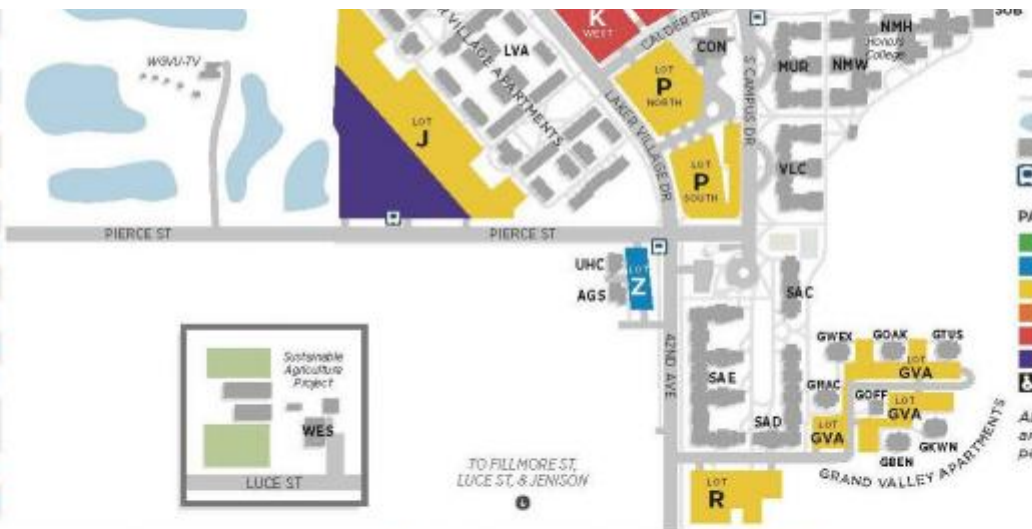
Mary Idema Pew Library (see LIB)

MCH	Meadows Club House	A4
MLC	Meadows Learning Center	A4
MMB	Meadows Maintenance Building	B5
MPF	Multi-Purpose Facility	B2
MPLC	Maple Living Center	F4
MUR	Murray Living Center	E7
NLC	North C Living Center	E2

NMH	Niemeyer Learning & Living Center	E7
NME	Niemeyer East Living Center	
NMW	Niemeyer West Living Center	
OKLC	Oak Living Center	E4
OLC	Ott Living Center	E2
PAC	Haas Center for Performing Arts	D6
PAD	Padnos Hall	D4
PKC	Pickard Living Center	F3
PLC	Pew Living Center	F2
PNLC	Pine Living Center	E4

RAC	Ravine Center	C2
RC	Recreation Center	C4
ROB	Robinson Living Center	E3
SAC	South Apartment C	D6
SAD	South Apartment D	D9
SAE	South Apartment E	D8
SER	Service Building/ Department of Public Safety	D1
SH	Seidman House	E6
SLC	Seidman Living Center	F3
STA	Stafford Living	
STU	Lubbers Studer	
SUB	South Utilities B	
SWN	Swanson Living	
UHC	Campus Health	
VLC	VanSteeland Lh	
WLC	Weed Living Ce	
WES	Wesley House	
Zum	Zumberge Hall	

Last m

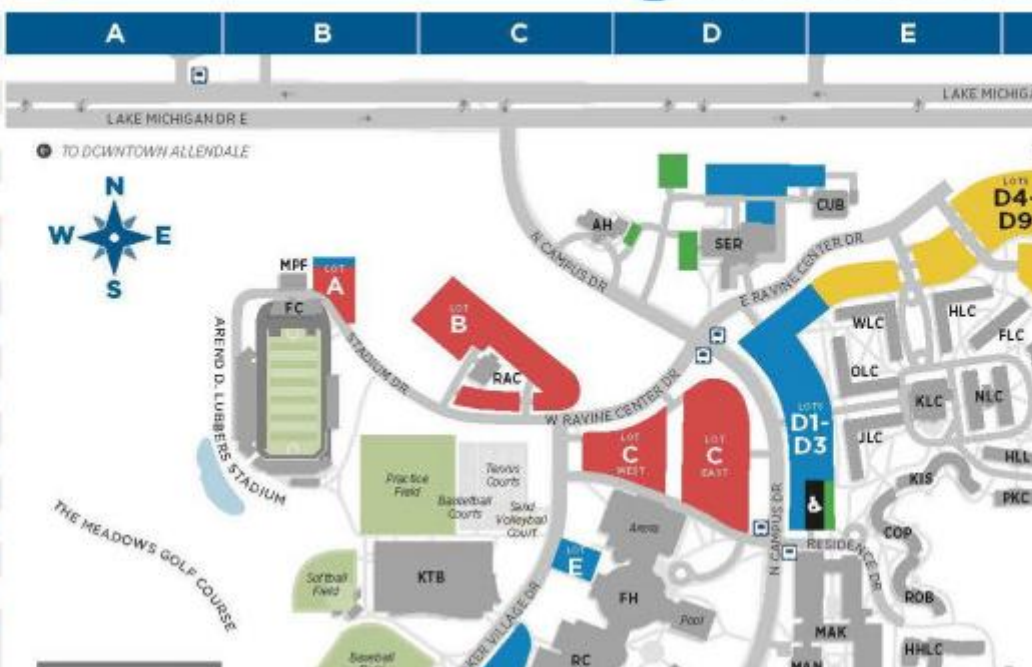


Click on the campus location where you feel you have the least/weakest sense of belonging. You can click up to 3 locations. Scroll right to view downtown campus; you can also zoom to view or select very specific locations. Please note: this map question may not be accessible to those with visual impairments or disabilities. You can skip this question or contact Disability Support Resources at (616) 331-2490 for support in responding.

ALLENTALE CAMPUS



AGS	Art Gallery Support Building	C8
AH	Alumni House & Visitor Center	C1
ASH	Au Sable Hall	E5
	Blue Connection (see CON)	
CAC	Calder Art Center	F6
	Campus Health Center (see UHC)	
CC	Children's Enrichment Center	B5
CCT	Cook Carillon Tower	D5
CDC	Cook-DeWitt Center	D5
COM	Commons	E4
CON	Blue Connection	D7
COP	Copeland Living Center	E3
CR	Calder Residence	F6
CUB	Central Utilities Building	E1
DLC	DeVos Living Center	F2
FC	Hosford Football Center	B2
FH	Fieldhouse	D3
FLC	Frey Living Center	E2
GVA	Grand Valley Apartments	E9
GBEN	Benzie	

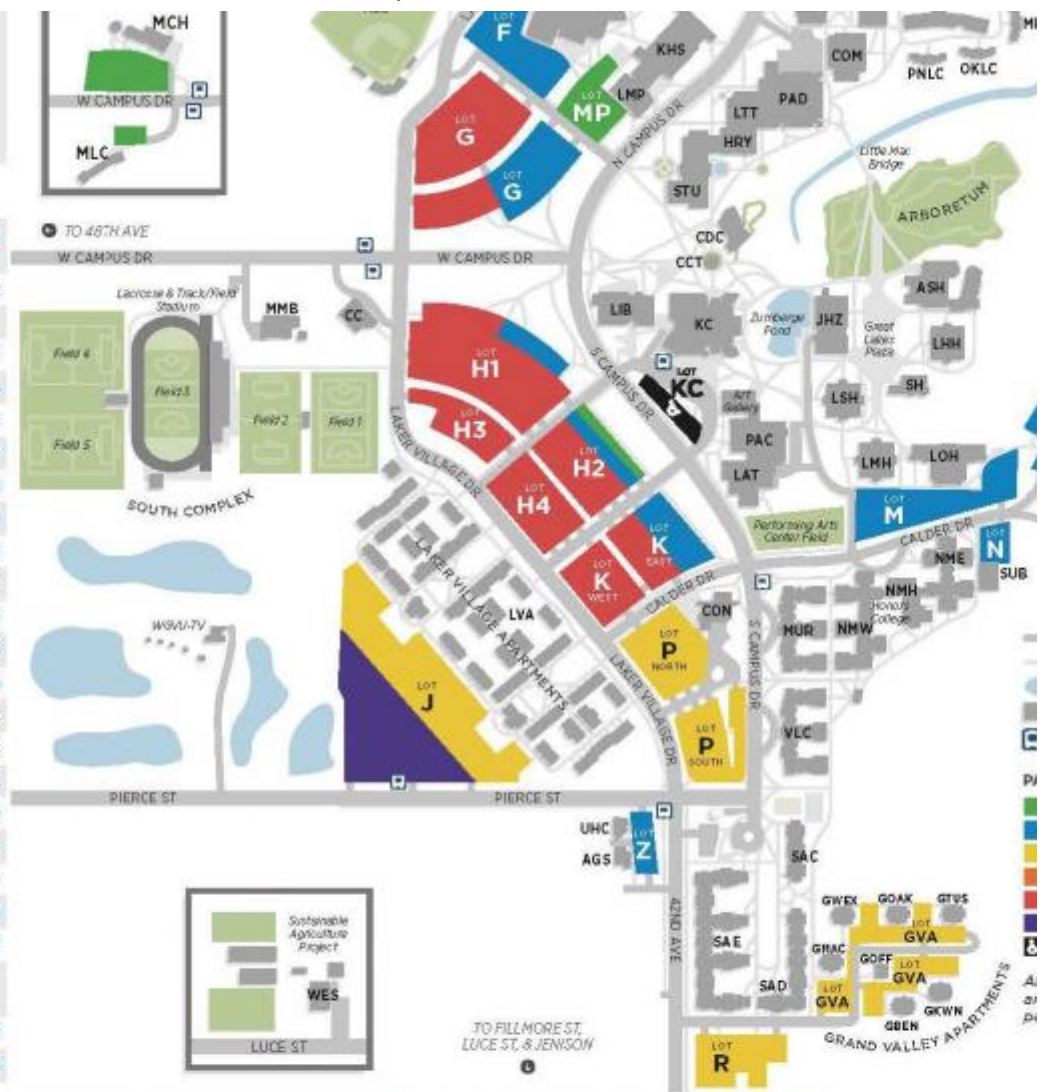


GKWN Keweenau
 GMAC Mackinac
 GOAK Oakland
 GOFF Office
 GTUS Tuscola
 GWEX Wexford

Haas Center for Performing Arts
 (see PAC)

HHLC Holton-Hooker Learning & Living Center	E4
HLC Hoobler Living Center	E2
Hosford Football Center (see FC)	
HLL Hills Living Center	F3
HRV Henry Hall	D4
JHZ Zumberge Hall	E5
JLC Johnson Living Center	E3
KC Kirkhof Center	D5
KHS Kindschi Hall of Science	D4
KIS Kistler Living Center	E3
KLC Kleiner Commons	E2
KRP Kirkpatrick Living Center	F3
KTB Kelly Family Sports Center	C3
LAT Louis Armstrong Theatre	D6
LHH Lake Huron Hall	E5
LIB Mary Idema Pew Library	C5
LMH Lake Michigan Hall	E6
LMP Marketplace	C4
LOH Lake Ontario Hall	E6
LSH Lake Superior Hall	E6
LTT Loutit Lecture Hall	D4
LVA Laker Village Apartments	C7
Lubbers Student Services Center (see STU)	
MAK Mackinac Hall	D3
MAN Manitou Hall	D4

Marketplace (see LMP)	
Mary Idema Pew Library (see LIB)	
MCH Meadows Club House	A4
MLC Meadows Learning Center	A4
MMB Meadows Maintenance Building	B5
MPF Multi-Purpose Facility	B2
MPLC Maple Living Center	F4
MUR Murray Living Center	E7
NLC North C Living Center	E2



NMH Niemeyer Learning & Living Center	E7	RAC Ravine Center	C2	STA Stafford Living
NME Niemeyer East Living Center		RC Recreation Center	C4	STU Lubbers Studer
NMW Niemeyer West Living Center		ROB Robinson Living Center	E3	SUB South Utilities E
OKLC Oak Living Center	E4	SAC South Apartment C	D6	SWN Swanson Living
OLC Ott Living Center	E2	SAD South Apartment D	D9	UHC Campus Health
PAC Haas Center for Performing Arts	D6	SAE South Apartment E	D8	VLC VanSteeleand Lh
PAD Padnos Hall	D4	SER Service Building/	D1	WLC Weed Living Ce
PKC Pickard Living Center	F3	Department of Public Safety		WES Wesley House
PLC Pew Living Center	F2	SH Seidman House	E6	Zumberge Hall
PNLC Pine Living Center	E4	SLC Seidman Living Center	F3	

Last m

Demographics

The next section of this survey will ask a range of questions related to your identity and background. As a reminder, you may skip any questions in the survey. To protect your identity, data will only be reported in aggregate if responses for any individual question or cross-tabulation of questions (sex and race, for example) is greater than 10. For questions with secondary/sub-selection options, data will also be aggregated if less than 10 responses are provided for any sub-category. While you are invited to provide refined data under some

categories (as sub-selections), you may opt to provide as high level or refined information as you wish.

At which campus/location do you spend the **majority** of your time? (Note: Providing location specific detail is optional, but please note that locations with fewer than ten respondents will only be reported in aggregate.)

Campus/Location

Detail

How long have you been employed by Grand Valley State University?

- ☐ Less than one year
- ☐ 1-2 years
- ☐ 2-4 years
- ☐ 5-10 years
- ☐ 11-15 years
- ☐ 16-20 years
- ☐ 21-30 years
- ☐ 31+ years

Where are you in your college career?

- ☐ First-year student
- ☐ Second-year student
- ☐ Third-year student
- ☐ Fourth-year student
- ☐ Fifth or more year

What is your age?

- ☐ 17 years or less
- ☐ 18 - 22 years old
- ☐ 23 - 28 years old
- ☐ 29 - 35 years old
- ☐ 36 - 45 years old

- ☐ 46 - 55 years old
- ☐ 56 - 66 years old
- ☐ 67 - 75 years old
- ☐ 76 years or older

What is your race/ethnicity? (Select up to two. If more than one, add second to next question).

Race/Ethnicity

Detail

What is your race/ethnicity? (If more than one, add here. If only one, skip this question).

Race/Ethnicity

Detail

Please indicate "other" race/ethnicity if you'd like to provide more details.

What is your native language?

- ☐ English only
- ☐ Other than English
- ☐ English and other language(s)

Which term(s) best describe your sexual orientation? (Mark all that apply)

- ☐ Straight/Heterosexual
- ☐ Gay/Lesbian
- ☐ Bisexual
- ☐ Queer
- ☐ Questioning
- ☐ Asexual (no sexual feelings or desires)
- ☐ Identity not listed, specify optional:

What is your gender identity? (Mark all that apply)

- ☐ Woman
- ☐ Man
- ☐ Non-Binary
- ☐ Genderqueer
- ☐ Gender Nonconforming
- ☐ Agender
- ☐ Cisgender (you identify as the gender you were assigned at birth)
- ☐ Transgender (you identify as something other than the gender you were assigned at birth)
- ☐ Identity not listed, specify optional:

Do you have a disability (physical, learning, psychological) that substantially affects a major life activity? (Mark all that apply)

- ☐ No disability
- ☐ Physical condition (seeing, hearing, walking, etc.)
- ☐ Learning disability (dyslexia, dyscalculia, dysgraphia, etc.)
- ☐ Psychological condition (ADHD, post-traumatic stress disorder, depression, etc.)
- ☐ Other disability, specify optional:

Are you registered with Disability Support Resources (DSR) or receive an accommodation through the ADA Coordinator?

- ☐ Yes
- ☐ No
- ☐ Not sure/Unknown

What is your religious or spiritual affiliation? (Mark all that apply)

- | | |
|------------------------------------|---|
| <input type="checkbox"/> Agnostic | <input type="checkbox"/> Secular Humanist |
| <input type="checkbox"/> Atheist | <input type="checkbox"/> Sikh |
| <input type="checkbox"/> Buddhist | <input type="checkbox"/> Spiritual, but not religious |
| <input type="checkbox"/> Christian | <input type="checkbox"/> Unitarian Universalist |
| <input type="checkbox"/> Hindu | <input type="checkbox"/> Wiccan |
| <input type="checkbox"/> Jewish | <input type="checkbox"/> Decline to state |

☐ Muslim☐ Native American Tradition(s)☐ Pagan☐ None☐ Other (specify below)

What is your current relationship status?

- ☐ Single, divorced
- ☐ Single, widow (partner/spouse deceased)
- ☐ Partnered
- ☐ Partnered, in civil union
- ☐ Married or remarried
- ☐ Separated

What is your parental or caregiving status? (Mark all that apply)

- ☐ No children
- ☐ Child/children under 18 years of age
- ☐ Child/children over 18 years of age, but still legally dependent (in college, disabled, etc.)
- ☐ Independent adult child/children over 18 years of age
- ☐ Pregnant, expectant partner, adoption pending
- ☐ Foster children
- ☐ Care for parent(s), grandparent(s), or other familiar adult(s)
- ☐ Other

Are you, or have you ever been, a member of the U.S. armed forces?

- ☐ No, I am not in the military
- ☐ Yes, active-duty military
- ☐ Yes, I am a veteran

Do you consider yourself a first-generation college student? (Using the federal Department of Education definition, a first-generation student is one who come from a family where their biological parents did not complete a four-year college degree)

- ☐ No, I am not a first-generation college student
- ☐ Yes, I am a first-generation college student
- ☐ Unknown or Unsure

What is your highest completed level of education?

- ☐ Did not complete high school
- ☐ Completed high school
- ☐ Business /Technical certificate
- ☐ Some college
- ☐ Associate's degree
- ☐ Bachelor's degree
- ☐ Some graduate work
- ☐ Master's degree
- ☐ Doctoral degree
- ☐ Terminal professional degree
- ☐ Other professional degree

Were you a first-generation college student? (Using the federal Department of Education definition, a first-generation student is one who comes from a family where their biological parents did not complete a four-year college degree)

- ☐ No, I was not a first-generation college student
- ☐ Yes, I was a first-generation college student
- ☐ Unknown or Unsure

On a 10 point scale, please indicate your level of engagement outside of the classroom on campus (in organizations, volunteering, student employment, faculty or staff groups, etc.).

0 = Not engaged in any activities outside of classroom					Highly engaged in activities outside of the classroom = 10					Not Applicable		
0	1	2	3	4	5	6	7	8	9	10		
Level of Engagement											<input type="checkbox"/>	<input type="text"/>

How would you characterize your political views?

- ☐ Far-left
☐ Liberal
☐ Moderate
☐ Conservative
☐ Far-right
☐ Non-committal
☐ Other

With which division, unit, and/or department are you **primarily** affiliated at this time? (Note: Providing unit level detail is optional, but please note that units with fewer than ten respondents will only be reported in aggregate. Some smaller units have been aggregated into “Other.”)

Division

Unit/Department

Additional Detail

Select your declared academic major? (Mark up to two choices)

If you are unsure, please check your status on MyBanner or call the Registrar’s Office (616-331-3327).

- | | | | |
|---|---|---|---|
| <input type="checkbox"/> Non-degree | <input type="checkbox"/> Communication Studies | <input type="checkbox"/> Health Communications | <input type="checkbox"/> Photography |
| <input type="checkbox"/> Undeclared | <input type="checkbox"/> Computer Engineering | <input type="checkbox"/> Health Professions | <input type="checkbox"/> Physical Education |
| <input type="checkbox"/> Accounting | <input type="checkbox"/> Computer Science | <input type="checkbox"/> Health Science | <input type="checkbox"/> Physics |
| <input type="checkbox"/> Advertising/Public Relations | <input type="checkbox"/> Comprehensive Science and Arts for Teaching-Elementary Spanish | <input type="checkbox"/> History | <input type="checkbox"/> Political Science |
| <input type="checkbox"/> Allied Health Sciences | <input type="checkbox"/> Comprehensive Science and Arts for Teaching-Special Education | <input type="checkbox"/> Hospitality Tourism Management | <input type="checkbox"/> Pre-Business |
| <input type="checkbox"/> Anthropology | <input type="checkbox"/> Criminal Justice | <input type="checkbox"/> Information Systems | <input type="checkbox"/> Pre-Professional Preparation |
| <input type="checkbox"/> Art and Design | <input type="checkbox"/> Dance | <input type="checkbox"/> Integrated Science | <input type="checkbox"/> Psychology |
| <input type="checkbox"/> Art-Studio | <input type="checkbox"/> | <input type="checkbox"/> | <input type="checkbox"/> |

	Diagnostic Medical Sonography	International Business	Psychology – Special Education
<input type="checkbox"/> Art Education	<input type="checkbox"/> Earth Science	<input type="checkbox"/> International Relations	<input type="checkbox"/> Public Administration
<input type="checkbox"/> Art History	<input type="checkbox"/> Economics	<input type="checkbox"/> Interdisciplinary Engineering	<input type="checkbox"/> Product Design & Manufacturing Engineering
<input type="checkbox"/> Athletic Training	<input type="checkbox"/> Education	<input type="checkbox"/> Journalism	<input type="checkbox"/> Radiation Therapy
<input type="checkbox"/> Behavioral Science	<input type="checkbox"/> Electrical Engineering	<input type="checkbox"/> Latin	<input type="checkbox"/> Radiology & Imaging Science - MRI
<input type="checkbox"/> Behavioral Neurosciences	<input type="checkbox"/> Engineering	<input type="checkbox"/> Legal Studies	<input type="checkbox"/> Religious Studies
<input type="checkbox"/> Biology	<input type="checkbox"/> English	<input type="checkbox"/> Integrated Studies Program (formally, Liberal Studies)	<input type="checkbox"/> Russian Studies
<input type="checkbox"/> Biomedical Sciences	<input type="checkbox"/> Exercise Science	<input type="checkbox"/> Management	<input type="checkbox"/> Social Work
<input type="checkbox"/> Biopsychology	<input type="checkbox"/> Film and Video Production	<input type="checkbox"/> Marketing	<input type="checkbox"/> Sociology
<input type="checkbox"/> Broadcasting	<input type="checkbox"/> Finance	<input type="checkbox"/> Mathematics	<input type="checkbox"/> Spanish
<input type="checkbox"/> Business Economics	<input type="checkbox"/> French	<input type="checkbox"/> Mechanical Engineering	<input type="checkbox"/> Statistics
<input type="checkbox"/> Business	<input type="checkbox"/> Geography	<input type="checkbox"/> Medical Imaging/Radiation Science	<input type="checkbox"/> Supply Chain Management
<input type="checkbox"/> Cell and Molecular Biology	<input type="checkbox"/> Geology	<input type="checkbox"/> Multimedia Journalism	<input type="checkbox"/> Theatre
<input type="checkbox"/> Chemistry	<input type="checkbox"/> Geology- Chemistry	<input type="checkbox"/> Music	<input type="checkbox"/> Therapeutic Recreation
<input type="checkbox"/> Chinese Studies	<input type="checkbox"/> German	<input type="checkbox"/> Natural Resources Management	<input type="checkbox"/> Women, Gender & Sexuality Studies
<input type="checkbox"/> Classics	<input type="checkbox"/> Greek	<input type="checkbox"/> Nursing	<input type="checkbox"/> Writing
<input type="checkbox"/> Classical Tradition	<input type="checkbox"/> Group Science	<input type="checkbox"/> Occupational Safety/Health Management	<input type="checkbox"/> Other <input type="text"/>
<input type="checkbox"/> Medical Laboratory Science	<input type="checkbox"/> Group Social Studies	<input type="checkbox"/> Philosophy	

What is your current overall grade point average? (On a 4.0 scale)

☐ 4.0

- ☐ 3.5-3.9
- ☐ 3.0-3.4
- ☐ 2.5-2.9
- ☐ 2.0-2.4
- ☐ 1.5-1.9
- ☐ 1.0-1.4
- ☐ less than 1.0

Please select your degree program? (Mark up to two choices)

If you are unsure, please check your status on MyBanner or call the Registrar's Office (616-331-3327).

- | | | |
|---|---|---|
| <input type="checkbox"/> Non-degree | <input type="checkbox"/> General Business | <input type="checkbox"/> Nursing Practice (DNP) |
| <input type="checkbox"/> Accounting | <input type="checkbox"/> General Education | <input type="checkbox"/> Occupational Therapy |
| <input type="checkbox"/> Biology | <input type="checkbox"/> Health Administration | <input type="checkbox"/> Physical Assistant Studies |
| <input type="checkbox"/> Biomedical Sciences | <input type="checkbox"/> Health Professions | <input type="checkbox"/> Physical Therapy (MS) |
| <input type="checkbox"/> Biostatistics | <input type="checkbox"/> Higher Education | <input type="checkbox"/> Public Administration |
| <input type="checkbox"/> Business | <input type="checkbox"/> Health Science | <input type="checkbox"/> Physical Therapy (DPT) |
| <input type="checkbox"/> Cell and Molecular Biology | <input type="checkbox"/> Instruction and Curriculum | <input type="checkbox"/> Reading |
| <input type="checkbox"/> Communication | <input type="checkbox"/> Leadership (EDS) | <input type="checkbox"/> School Counseling |
| <input type="checkbox"/> Computer Information Systems | <input type="checkbox"/> Leadership (MED) | <input type="checkbox"/> Social Work |
| <input type="checkbox"/> Criminal Justice | <input type="checkbox"/> Literacy Studies | <input type="checkbox"/> Special Education |
| <input type="checkbox"/> Educational Technology | <input type="checkbox"/> Medical and Bioinformatics | <input type="checkbox"/> Taxation |
| <input type="checkbox"/> Engineering | <input type="checkbox"/> Nursing (MSN) | <input type="checkbox"/> Other |
| | | <input type="text"/> |
| <input type="checkbox"/> English | | |

Are you eligible to receive a Pell Grant from the federal government to help cover the cost of tuition or do you consider yourself to come from a "low-income" family?

- ☐ Yes
- ☐ No
- ☐ Unknown or Unsure

Where do you live?

Off-Campus/On-Campus/Other

Details (if applicable)

Details (if applicable)

Open-Ended Comments

Please use the space below to explain any climate-related issue you've experienced or other information you'd like to share related to campus climate at Grand Valley.

This is the last page of the survey. Please note selecting the >> on the bottom right will submit your survey and take you to information on how to register for a prize drawing.

www.gvsu.edu/mygvsu

Powered by Qualtrics