

## 2022-23 School Performance Report

Metro Charter Academy



### Grade Configuration

K-8 (K-8 Contract)

### Current Contract Term Length

7 years (2026)

### Education Service Provider

National Heritage Academies

### Location

34800 Ecorse Rd, Romulus, MI 48174

### Board President

Sonya Fairley

### Board Members

Howard Behr, Louis Whitlock, Regina Pierce, Shamin Sanders

### Summary

Metro Charter Academy prides itself on providing a positive learning environment for all children. The academy is committed not only to the educational development of the child, but to creating citizens with high moral character and a drive to contribute to their community. Through an active partnership with parents, the academy is equipping students for success in high school, college, and beyond.

### Highlights

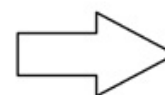
More than 800 families and community members attended the Metro Family Palooza to celebrate the end of the school year.

The academy's Metro Robotics Team participated in a statewide competition and received a FIRST award (For Inspiration and Recognition of Science and Technology).

The academy implemented incentive and reward systems for Lexia and Dreambox usage, which was well received by students and supported student achievement.

### CSO Capacity Analysis

Metro Charter Academy continues to demonstrate organizational and fiscal soundness, and it continues to increase the strength of its academic programming. The CSO has observed a strong alignment between its long-serving governing board and school leadership team, and both are focused on a shared mission and vision for the academy. The CSO observed that, to increase and retain talented teachers, the academy enacted recruitment and retention bonuses. The CSO observed that the academy's parent community is very active, and that student enrollment remains strong. The CSO also observed that the academy continues to remain focused on reducing its number of behavioral incidents. In total, the CSO believes that the academy has the capacity to improve academic outcomes for students and remain a quality educational option for families in southeast Michigan.



## 2022-23 School Performance Report

Metro Charter Academy



### 2022-23 State Assessment Results

2023 M-STEP ELA	2023 M-STEP Math	2023 M-STEP All Subjects
41%	24%	25%
2023 SAT EBRW	2023 SAT Math	2023 SAT Total Score
NA	NA	NA

M-STEP proficiency on a scale of 0-100% and SAT EBRW and Math on a scale of 0-800 and SAT Total Score on a scale of 0-1600.

**Education Goals:** Difference between the academy and statistically similar schools on M-STEP Proficiency, SAT Total Score and Student Growth Percentile (SGP).

\*Data Disclaimers:

\*on Title: Grade levels for which growth data are available for 2021-22 are limited due to no state testing in 2019-20 and low participation in state testing in 2020-21. Elementary grades did not receive a growth score.

\*on Data: Data Suppression

2021 M-STEP	2022 M-STEP	2023 M-STEP
1	9	6
2021 SAT	2022 SAT	2023 SAT
NA	NA	NA
2021 ELA SGP	2022 ELA SGP*	2023 ELA SGP
-1.5	4.8	-0.8
2021 Math SGP	2022 Math SGP*	2023 Math SGP
-5.3	0.6	-1.8



## 2022-23 School Performance Report

Metro Charter Academy



### Roster of Statistically Similar Schools\*

Romulus Elementary School, 1.38mi  
Benjamin Franklin Middle School, 1.50mi  
Romulus Middle School, 1.55mi  
Knapp Charter Academy, >2mi  
David Ellis Academy West, >2mi  
Fortis Academy, >2mi  
Laurus Academy, >2mi

\*List of school buildings determined once every 3 years by GVSU to be the most geographically, demographically, socioeconomically and programmatically similar to the school.

### 2022-23 Test Participation Rate

98.0%

Schools below 95% (federal requirement) participation rate are indicated in red.

### 2022-23 School Index (Percentile Rank)

71.25

Schools below the 2022-23 School Index Threshold of 31.77 are indicated in red.

### 2022-23 School Index Support Category

NA

### Compliance Reporting Condition

Exceeds Standard

Exceeds Standards: At least 95% of board and school documents (combined) submitted to Epicenter on time

Meets Standards: At least 85% of board and school documents (combined) submitted to Epicenter on time

Does Not Meet Standards: Less than 85% board and school documents (combined) submitted to Epicenter on time

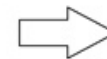

### Financial Condition

Exceeds Standard

Exceeds Standards: Submitted to Epicenter on-time, unqualified opinion, and no significant deficiencies or material weaknesses

Meets Standards: Submitted to Epicenter on-time, unqualified opinion, one or two significant deficiencies, and no material weaknesses

Does Not Meet Standards: Late submission to Epicenter, unqualified, one or more material weaknesses or more than two significant deficiencies, OR qualified opinion

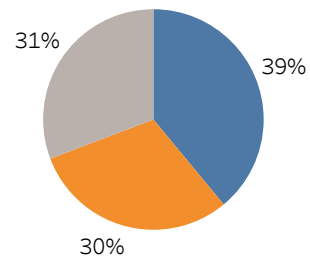


## 2022-23 School Performance Report

Metro Charter Academy



### 2022-23 Student Resident Districts



### Student Resident Districts Legend

Blue: Romulus Community Schools 39%  
Orange: Wayne-Westland Community School District 30%  
Gray: Others 31%

### 2022-23 Attendance Rate

89%

### 2022-23 Free and Reduced Lunch

81%

### 2022-23 Special Education Enrollment

11%

### 2022-23 English Language Learners

NA\*

### 3 Year Enrollment

