



2023-24 School Performance Report

Grand River Preparatory High School



www.gvsu.edu

650 52nd Street SE
Grand Rapids, MI 49548

Grades Served: 9-12

Contract Grades: 9-12

Year Opened: 2008

School's Mission: Our mission is to prepare each student for college success.

2023-24 School Performance Report

Grand River Preparatory High School

Current Contract Term Length

7 years

Contract Expiration Year

2029

Board Members

Name	Board Role	Appointed	Term Ends
David Hebert	President	July 13, 2018	June 30, 2027
Andrew De Vries Jr.	Director	February 13, 2015	June 30, 2025
John Booy	Director	February 13, 2015	June 30, 2026
Patti Zehr	Director	July 15, 2015	June 30, 2026
Sandra Ghoston-Jones	Director	June 24, 2022	June 30, 2025

Educational Service Provider

National Heritage Academies

Academy Description

Grand River Preparatory High School began its first year of operation in September of 2008 opening its doors to 9th grade students then to 9th-12th grade students by the fall 2011. The curriculum is designed to not only prepare students to meet the State of Michigan's High School Content Expectations, but also to meet the rigorous expectations of the College Board's Advanced Placement curricula. Grand River Prep has built its program based on the following core values: Rigor, Relevance, Relationships, and Responsibility, ensuring each graduate successfully completes a minimum of two AP classes, makes successful application to college, and completes 60 hours of community service.



CSO Capacity Analysis

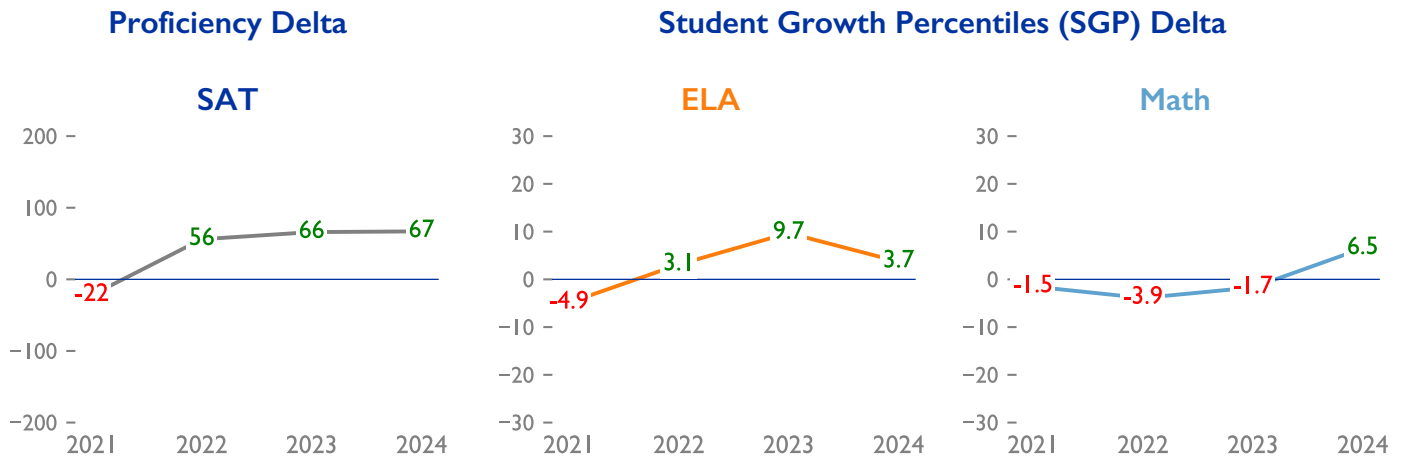
Grand River Preparatory High is reaping the benefits of an effective school improvement plan that is producing impressive results. School leadership has deployed resources and support systems aimed at increasing academic performance, parent satisfaction, and enrollment. The school launched an alumni association in an effort to evaluate program effectiveness and further ongoing community. The Charter Schools Office is confident the school has the right foundation for continued student success.

2023-24 School Performance Report

Grand River Preparatory High School

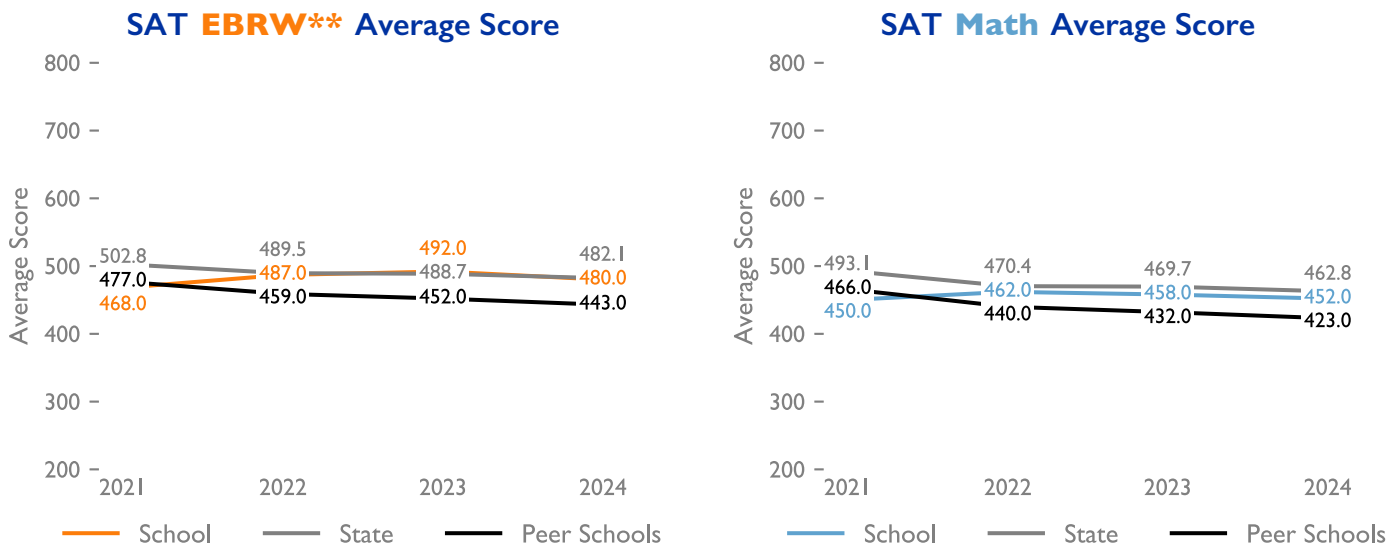
Educational Goals

Difference between the academy and statistically similar schools on M-STEP Proficiency, SAT Total Score, and Student Growth Percentile (SGP).



SAT Average Score Trends by Subject

School's data compared to Peer Schools and State Average.



This space reserved for M-STEP charts
(not applicable here)

Note: Grade levels for which growth data are available for 2021-22 are limited due to no state testing in 2019-20 and low participation in state testing in 2020-21. Elementary grades did not receive a growth score.

* Data suppression

** Evidence-Based Reading and Writing


2023-24 School Performance Report

Grand River Preparatory High School

Roster of Statistically Similar Schools

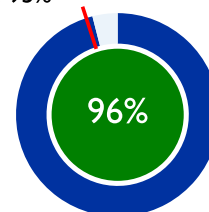
Distance in Miles	Peer School Name
1	54th Street Academy
1.02	Kelloggsville High School
1.86	East Kentwood High School
>2	Breckenridge High School
>2	Martin High School
>2	Merrill High School
>2	Munising High and Middle School

School Index



Assessment Participation

Minimum Required: 95%**



Universal Support

Compliance Reporting Condition: Exceeds Standard

Exceeds Standards:

- At least 95% of board and school documents (combined) submitted to Epicenter on time

Meets Standards:

At least 85% of board and school documents (combined) submitted to Epicenter on time

Does Not Meet Standards:

Less than 85% board and school documents (combined) submitted to Epicenter on time

Financial Condition: Meets Standard

Exceeds Standards:

Submitted to Epicenter on-time, unqualified opinion, and no significant deficiencies or material weaknesses

Meets Standards:

- Submitted to Epicenter on-time, unqualified opinion, one or two significant deficiencies, and no material weaknesses

Does Not Meet Standards:

Late submission to Epicenter, unqualified, one or more material weaknesses or more than two significant deficiencies, OR qualified opinion

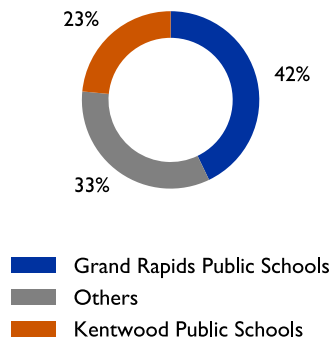
*School Index minimum threshold is determined by MDE each year for bottom 5% of schools in the state.

**Assessment Participation minimum requirement of 95% is a federal requirement. Assessment participation reported in this report is measured based on the "number assessed" field in the spring (May) assessment results file divided by the "number enrolled" in the spring (Feb) audited student counts file.

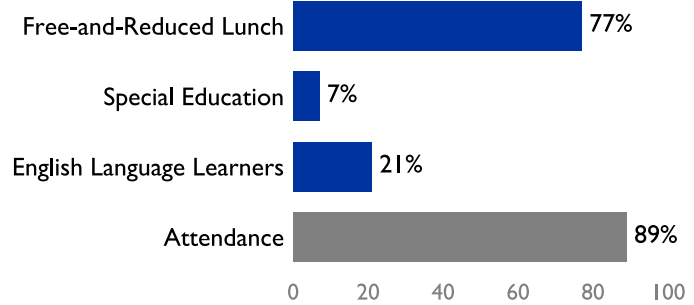
2023-24 School Performance Report

Grand River Preparatory High School

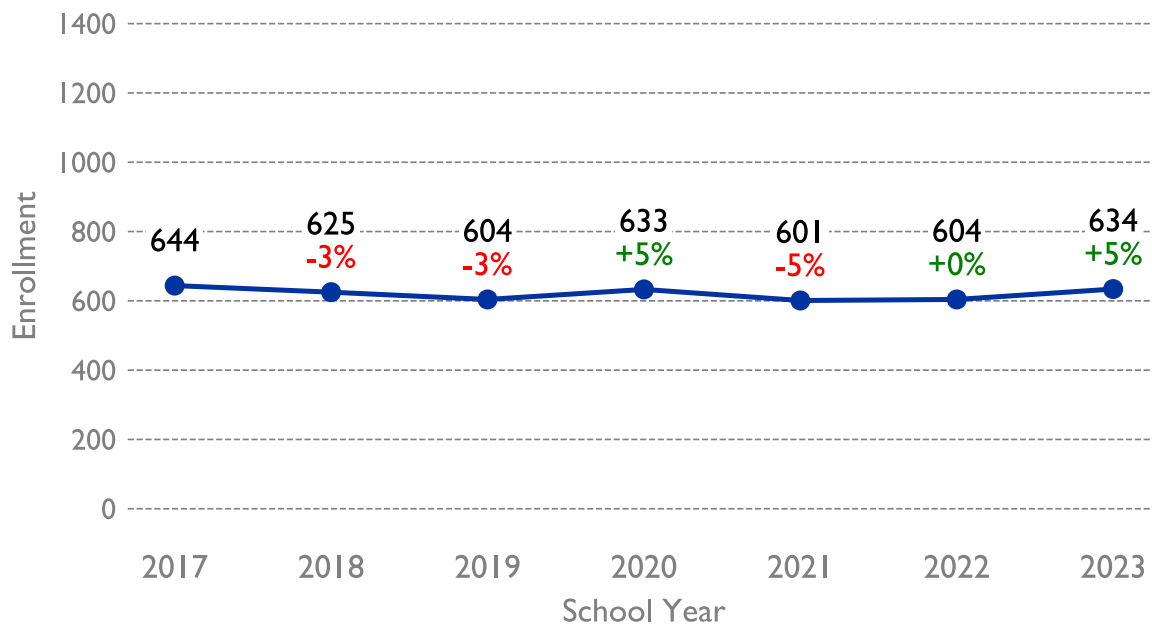
Student Resident Districts



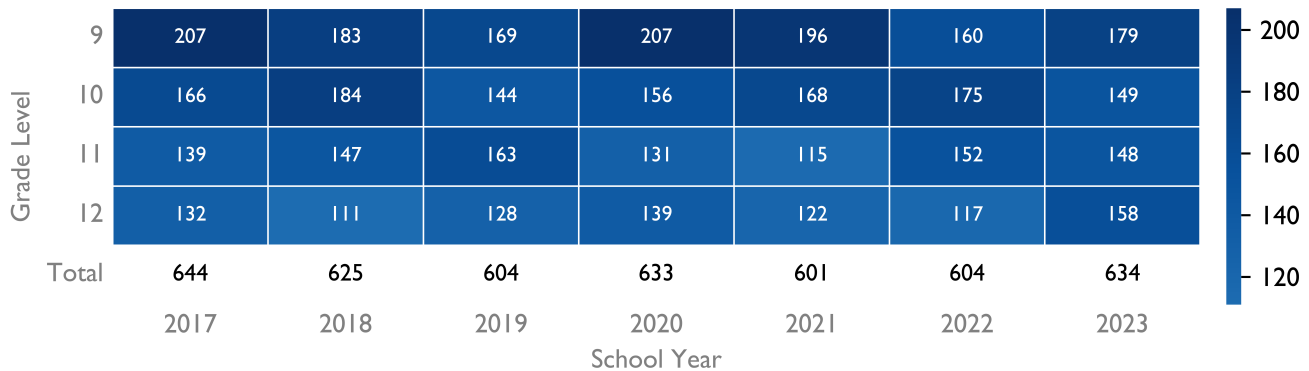
Subgroup Enrollment and Attendance



7 Year Enrollment Trend



Enrollment by Grade and Year



* Data suppression

** Refer to year opened on cover