

2022-23 School Performance Report

Detroit Merit Charter Academy



Grade Configuration

K-8 (K-8 Contract)

Current Contract Term Length

7 years (2025)

Education Service Provider

National Heritage Academies

Location

1091 Alter Rd, Detroit, MI 48215

Board President

Robert Farhat

Board Members

Paul Schaap, William Beddoes, William Triplett, Joseph Maffesoli

CSO Capacity Analysis

Detroit Merit Charter Academy exemplifies academic and organizational soundness. Its fiscal stability shows the governing board's ability to steward public funds with fidelity. The academy's educational program is grounded in tracking student mastery of core content and using data to drive instruction and meet the individual needs of students. The CSO has observed that academic success has been enhanced by the addition of Moral Focus Curriculum and Social Emotional Learning (SEL) resources. The academy has consistently met annual enrollment targets. The CSO has observed that the long-serving academy board and school leadership work together to ensure that the academy is a safe environment for students. Academic outcomes are a priority, evidenced by the award banners displayed on the academy's building. In total, the CSO is confident that the academy has the capacity to sustain and improve its educational program during the remainder of the current charter contract.

Summary

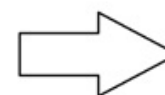
Detroit Merit Charter Academy strives to achieve academic excellence for each child at the academy; thus, it is important to treat every child as an individual who is expected to be his/her very best and nothing short. It is the academy's mission to challenge each child to achieve their full potential through rigorous curriculum, moral focus values and individualized attention.

Highlights

One-third of all eighth graders attended Detroit Merit from kindergarten through eighth grade, and almost one-quarter of the class received scholarships to elite, private high schools.

Detroit Merit staff worked with community partners to provide multiple parent workshops throughout the school year.

The academy offered a free before and after-school tutoring program, a free five-week summer on-site program that focused on critical standards in math and reading, and a free eight-week, self-paced summer program.



2022-23 School Performance Report

Detroit Merit Charter Academy



2022-23 State Assessment Results

2023 M-STEP ELA 29%	2023 M-STEP Math 19%	2023 M-STEP All Subjects 19%
2023 SAT EBRW NA	2023 SAT Math NA	2023 SAT Total Score NA

M-STEP proficiency on a scale of 0-100% and SAT EBRW and Math on a scale of 0-800 and SAT Total Score on a scale of 0-1600.

Education Goals: Difference between the academy and statistically similar schools on M-STEP Proficiency, SAT Total Score and Student Growth Percentile (SGP).

*Data Disclaimers:

*on Title: Grade levels for which growth data are available for 2021-22 are limited due to no state testing in 2019-20 and low participation in state testing in 2020-21. Elementary grades did not receive a growth score.

*on Data: Data Suppression

2021 M-STEP -8	2022 M-STEP 3	2023 M-STEP 0
2021 SAT NA	2022 SAT NA	2023 SAT NA
2021 ELA SGP 2.7	2022 ELA SGP* 6	2023 ELA SGP 1.3
2021 Math SGP 2.5	2022 Math SGP* 3.9	2023 Math SGP -0.4



2022-23 School Performance Report

Detroit Merit Charter Academy



Roster of Statistically Similar Schools*

Carstens Elementary-Middle School, 0.92mi
J. E. Clark Preparatory Academy, 1.26mi
Detroit Enterprise Academy, 1.71mi
Hamilton Academy, 1.93mi
Brown, Ronald Academy, >2mi
Hutchinson Elementary-Middle School, >2mi
Great Oaks Academy, >2mi
Oakside Scholars Charter Academy, >2mi
Vista Charter Academy, >2mi

*List of school buildings determined once every 3 years by GVSU to be the most geographically, demographically, socioeconomically and programmatically similar to the school.

2022-23 Test Participation Rate

99.0%

Schools below 95% (federal requirement) participation rate are indicated in red.

2022-23 School Index (Percentile Rank)

68.27

Schools below the 2022-23 School Index Threshold of 31.77 are indicated in red.

2022-23 School Index Support Category

NA

Compliance Reporting Condition

Exceeds Standard

Exceeds Standards: At least 95% of board and school documents (combined) submitted to Epicenter on time

Meets Standards: At least 85% of board and school documents (combined) submitted to Epicenter on time

Does Not Meet Standards: Less than 85% board and school documents (combined) submitted to Epicenter on time

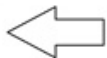
Financial Condition

Meets Standard

Exceeds Standards: Submitted to Epicenter on-time, unqualified opinion, and no significant deficiencies or material weaknesses

Meets Standards: Submitted to Epicenter on-time, unqualified opinion, one or two significant deficiencies, and no material weaknesses

Does Not Meet Standards: Late submission to Epicenter, unqualified, one or more material weaknesses or more than two significant deficiencies, OR qualified opinion



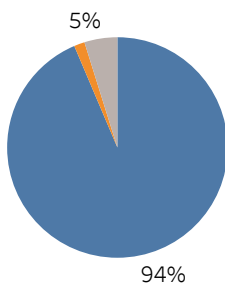
2022-23 School Performance Report

Detroit Merit Charter Academy



2022-23 Student Resident Districts

Student Resident Districts Legend



Blue: Detroit Public Schools Community District 94%
 Orange: Eastpointe Community Schools 2%
 Gray: Others 5%

2022-23 Attendance Rate

88%

2022-23 Free and Reduced Lunch

92%

2022-23 Special Education Enrollment

7%

2022-23 English Language Learners

NA*

3 Year Enrollment

