

Taxes Checklist

1. Read the Tax Overview
2. Determine what forms you have



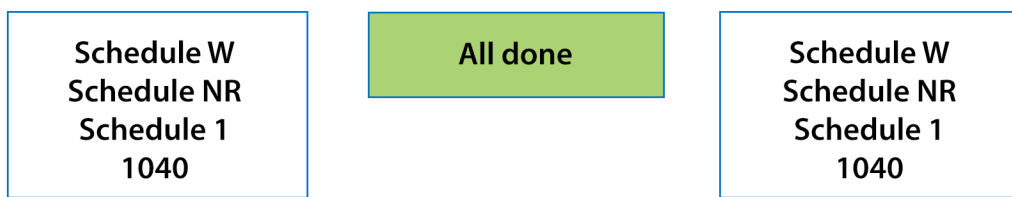
3. Go to www.irs.gov , search, download and print: Form 8843



4. Go to www.irs.gov , search, download and print: Form 1040NR EZ



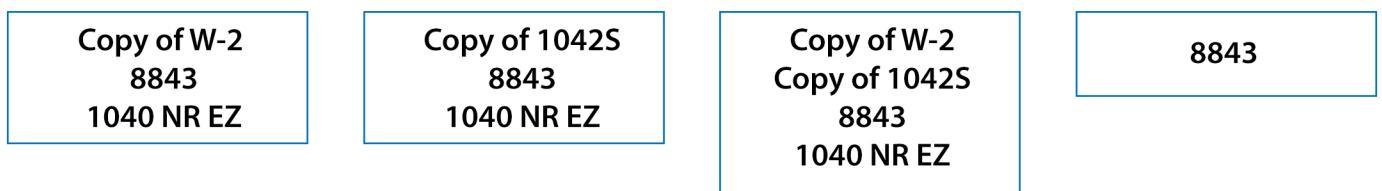
5. Go to www.michigan.gov/treasury , search, download and print: Form 1040, Schedule NR, Schedule 1, Schedule W



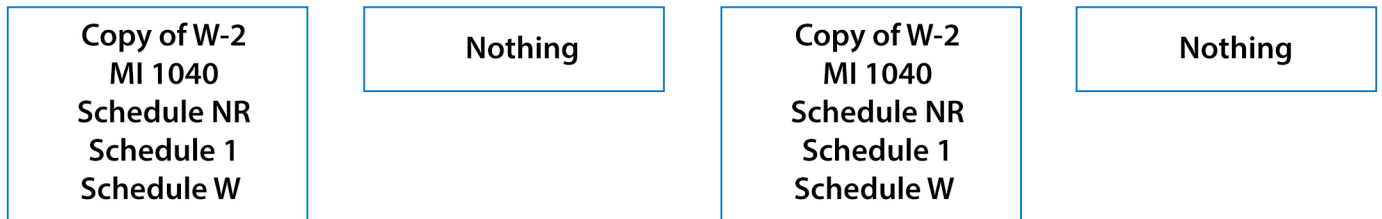
6. If you live in Walker or Grand Rapids (of if you work in Walker or Grand Rapids) - Visit <http://grcity.us/treasury/income-tax/Pages/default.aspx> or http://www.ci.walker.mi.us/income_tax_forms.php and download the tax forms



8. Make a copy for your records
9. Bundle your documents- put them in an envelope.
10. Mail the Federal documents in one envelope



11. Mail the Michigan documents in one envelope



12. Mail the Walker or Grand Rapids documents in one envelope

