

2013-2014 POST-GRADUATION EMPLOYMENT REPORT



GRAND VALLEY
STATE UNIVERSITY

CAREER CENTER OFFICE



**206 Student Services
Allendale, MI 49401
616-331-3311**

**101B DeVos Center
Grand Rapids, MI
616-331-6708**

careers@gvsu.edu
www.gvsu.edu/careers

2013-2014 Post-graduation Employment Report

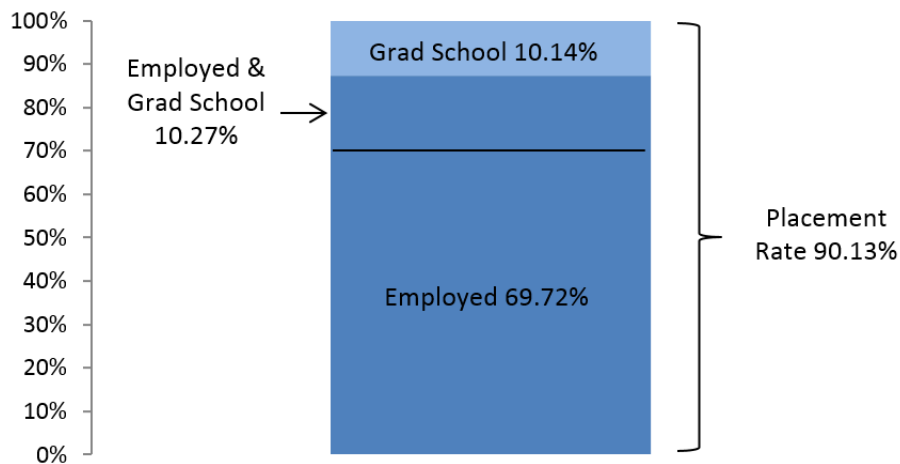
The Grand Valley State University (GVSU) Career Center is focused on helping students achieve post-graduation success. For students whose plans are to enter the workforce immediately after graduation, success is defined as securing a paid position that allows them to advance toward their long-term career goals. For students whose career choice requires an advanced degree, success is defined as gaining admission to graduate or professional school. For other students, the next step may be military service, volunteer work, a focus on family, or some other activity that is unique to achieving their desired personal and professional goals.

It is important for GVSU to regularly assess the career and employment outcomes of our graduates. To gain this feedback, each year the GVSU Career Center administers a survey to recent graduates asking them about their post-college plans and overall GVSU experience. The following report summarizes responses received from students who graduated in Spring 2013 through Winter 2014. The information is categorized by GVSU college. For more detailed information by academic major, please contact the Career Center at 616-331-3311 or careers@gvsu.edu.

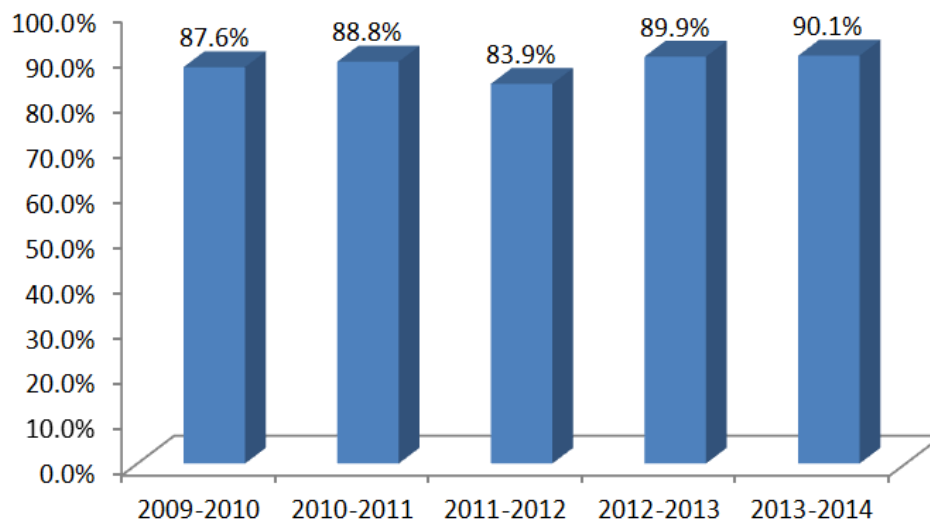
2013-2014 Post-graduation Employment Report

Summary

In 2013-2014, 69.72 percent of GVSU graduates were employed, 10.27 percent were employed and attending graduate school at the same time, and 10.14 percent were enrolled in graduate school. In 2013-2014, 84.25 percent of graduates that were employed stated that being a college graduate contributed to obtaining employment.



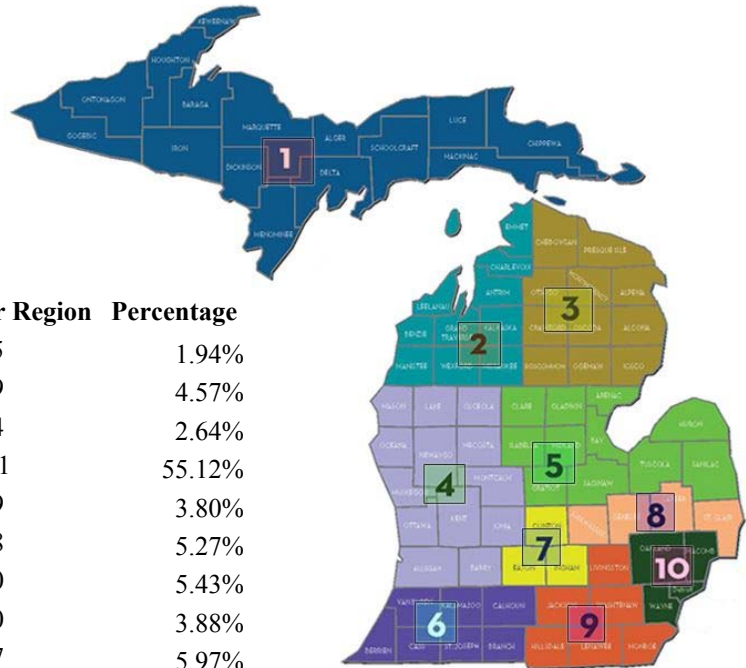
Trend in Employment/Graduate School Activity



2013-2014 Post-graduation Employment Report

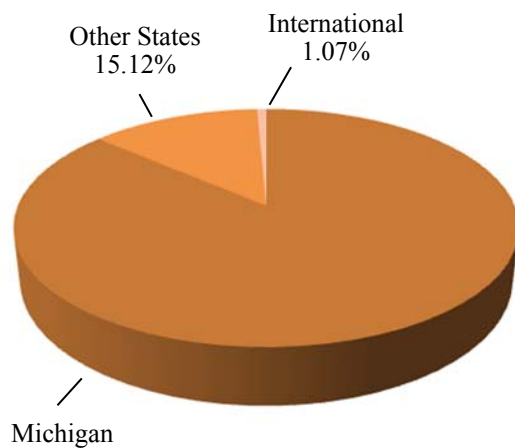
Employment in Michigan

Number	Region	Clicks per Region	Percentage
1	Upper Peninsula Region	25	1.94%
2	Northwest Region	59	4.57%
3	Northeast Region	34	2.64%
4	West Central Region	711	55.12%
5	Bay Region	49	3.80%
6	Southwest Region	68	5.27%
7	Central Region	70	5.43%
8	East Central Region	50	3.88%
9	South Central Region	77	5.97%
10	Southeast Region	147	11.40%

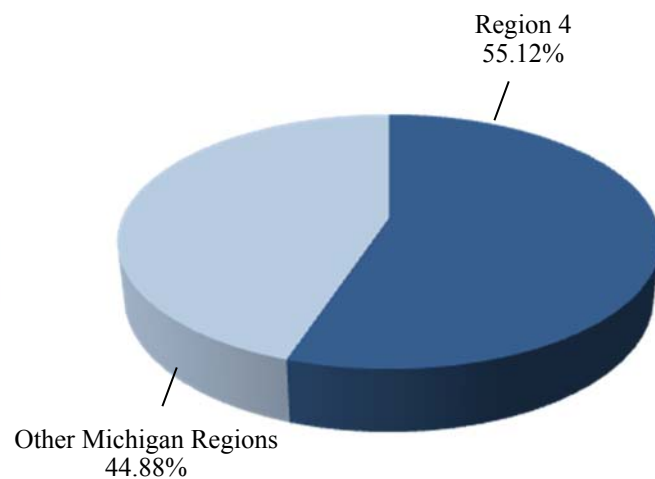


*Students may click multiple regions

Employment by Geographic Location



NATIONALLY



WITHIN MICHIGAN

2013-2014 Post-graduation Employment Report

Top Employers Recruiting at Grand Valley State University

Grand Valley State University values the strong relationships we have with all employers who provide valuable career opportunities, experience and advice to our students. The following organizations have partnered with the Career Center to build a strong campus brand in order to attract top talent for employee sourcing and have made a strong commitment to year-round recruitment activities at GVSU.

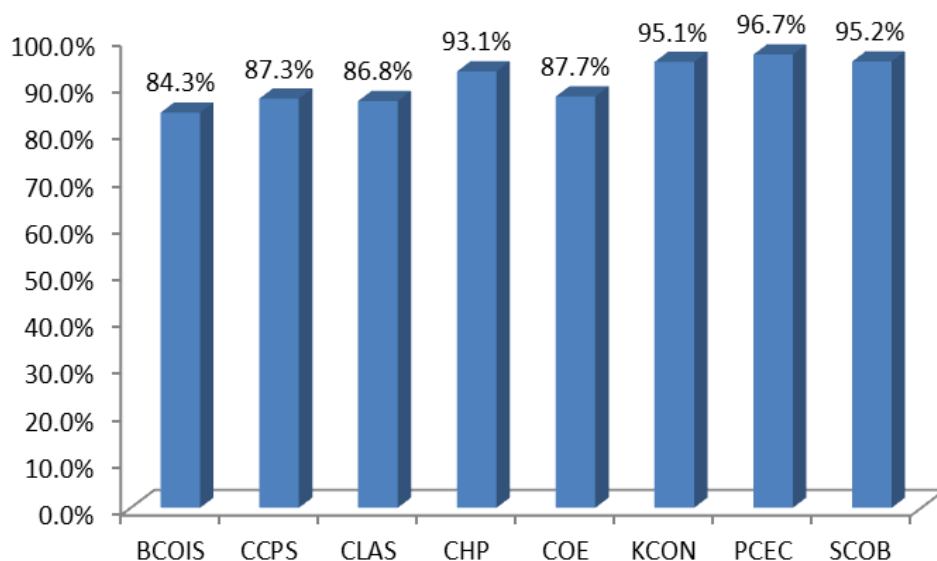
3M	General Motors	Northwestern Mutual
Accenture	Gentex Corporation	Peace Corps
AmeriCorps	Gordon Food Service	Perrigo Company plc
Amway	Grand Rapids Community College	Pine Rest Christian Mental Health Services
Amway Grand Plaza Hotel	Grand Rapids Public Schools	Plante Moran
Arbor Circle	Grand Valley State University	PricewaterhouseCoopers (PwC)
Auto-Owners Insurance	Haworth Inc.	Quicken Loans Inc.
BDO USA, LLP	Herman Miller, Inc.	Shape Corporation
Bethany Christian Services	Hope Network	SpartanNash
Cherry Health	Innotec	Spectrum Health/Priority Health
Consumers Energy	JR Automation Technologies, LLC	State of Michigan
Crowe Horwath LLP	Johnson Controls, Inc.	Steelcase Inc.
Deloitte	Kentwood Public Schools	Target
Dematic	Magna International Inc.	University of Michigan/University of Michigan Health System
Domino's Pizza	Mary Free Bed Rehabilitation Hospital	Wedgwood Christian Services
EY	Meijer, Inc.	Whirlpool Corporation
Farmers Insurance Group	Mercantile Bank	Wolverine Worldwide, Inc.
FCA US LLC	Mercy Health	WOOD TV8
Fifth Third Bank	Metro Health	YMCA
Ford Motor Credit Company	National Heritage Academies	

2013-2014 Post-graduation Employment Report

Postgraduate Numbers by College

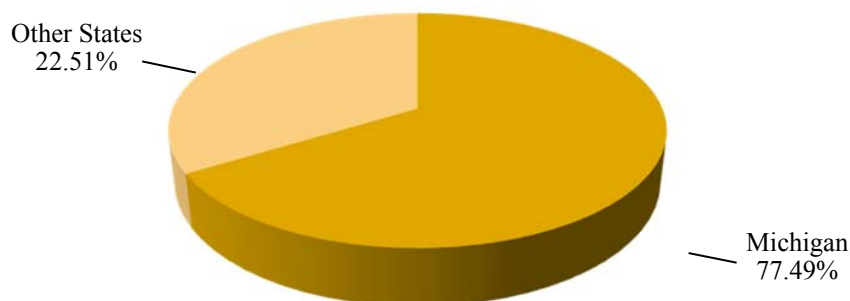
GVSU College	Employed Only	Employed and Graduate School	Graduate School Only	Placement Rate
Brooks College of Interdisciplinary Studies (BCOIS)	62.75%	11.76%	9.8%	84.31%
College of Community & Public Service (CCPS)	72.49%	9.26%	5.56%	87.30%
College of Liberal Arts & Sciences (CLAS)	59.98%	10.99%	15.81%	86.79%
College of Health Professions (CHP)	59.04%	13.83%	20.21%	93.09%
College of Education (COE)	77.83%	6.60%	3.30%	87.74%
Kirkhof College of Nursing (KCON)	82.93%	7.32%	4.88%	95.12%
Padnos College of Engineering and Computing (PCEC)	90.91%	4.96%	0.83%	96.69%
Seidman College of Business (SCOB)	80.66%	12.26%	2.36%	95.21%

Total Postgraduate Numbers by College (Employed and/or Graduate School)



2013-2014 Post-graduation Employment Report

Graduate School by State

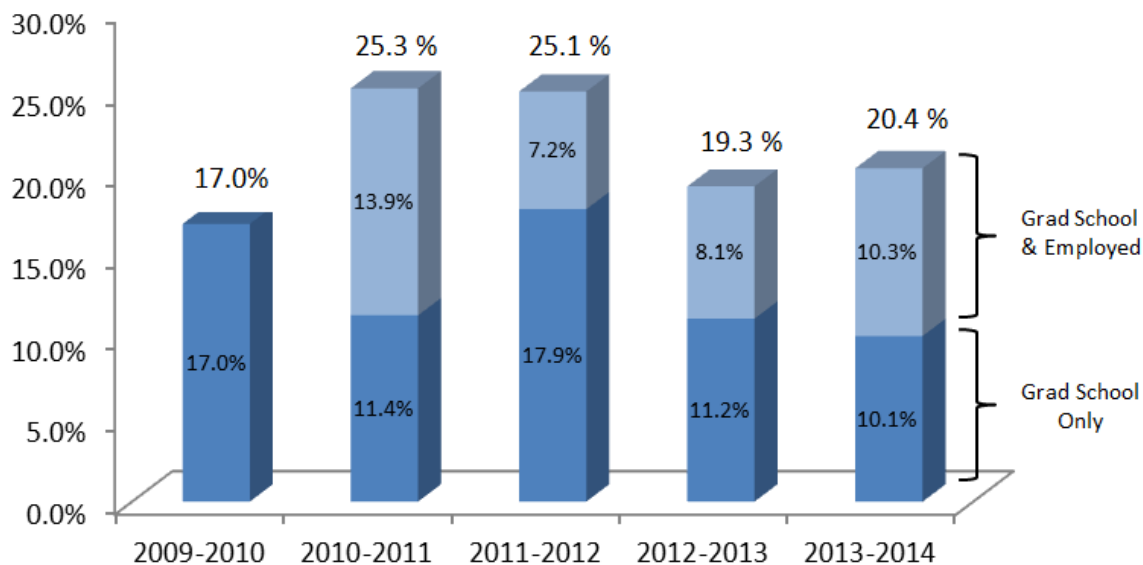


Graduate Schools Attended

A.T. Still University	Indiana State University	The Ohio State University
Adler School of Professional Psychology	Iowa State University	The University of Colorado
American University of the Caribbean School of Medicine	Kettering College	The University of Louisville
Ball State	Logan College of Chiropractic	Tiffin University
Belmont University	Loyola University Chicago	Trinity Evangelical Divinity School
Butler University	Marquette University Law School	University of Akron
California State University at Long Beach	Marquette University School of Dentistry	University of Cambridge
California University of Pennsylvania	Mayo Clinic Physical Therapy Program	University of Canterbury
Catolica Lisbon	Mercer University-Atlanta	University of Cincinnati
Cedarville University	Miami University	University of Groningen
Central Michigan University	Michigan State University	University of Hawaii
Clemson University	Michigan Technological University	University of Illinois at Chicago
Colorado State University	Middle Tennessee State University	University of Indianapolis
Concordia University - Portland	Midwestern University	University of Michigan
Cooley Law School	Montana State University	University of New England
Cornell Law School	Nanyang Technological University	University of North Carolina Wilmington
Cornerstone University	New York Medical College	University of North Texas
CUNY Brooklyn	North Carolina State University	University of Oklahoma
Davenport University	North Park University	University of Phoenix
DePaul University	Northern Illinois University	University of Pittsburgh
Detroit Mercy School of Dentistry	Northwestern University	University of Tennessee
Duke University	Nova Southeastern University	University of Texas
Eastern Michigan University	Oakland University	University of Toledo
Elon Law School	Pennsylvania State University	University of Wisconsin-Milwaukee
Embry-Riddle Aeronautical University	Pratt Institute	Valparaiso University School of Law
Ferris State University	Purdue University	Vanderbilt University
Florida State University	Roosevelt University	Walsh College of Accountancy
Frontier Nursing University	Rosalind Franklin University	Washington University
George Washington University	Rutgers University	Wayne State University
Grand Canyon State University	South Dakota State University	Wesley Theological Seminary
Grand Rapids Theological Seminary	Southern New Hampshire University	Western Michigan University
Grand Valley State University	Southern Utah University	
Illinois State University	The Chicago School of Professional Psychology	

2013-2014 Post-graduation Employment Report

Trend in Graduate School Participation

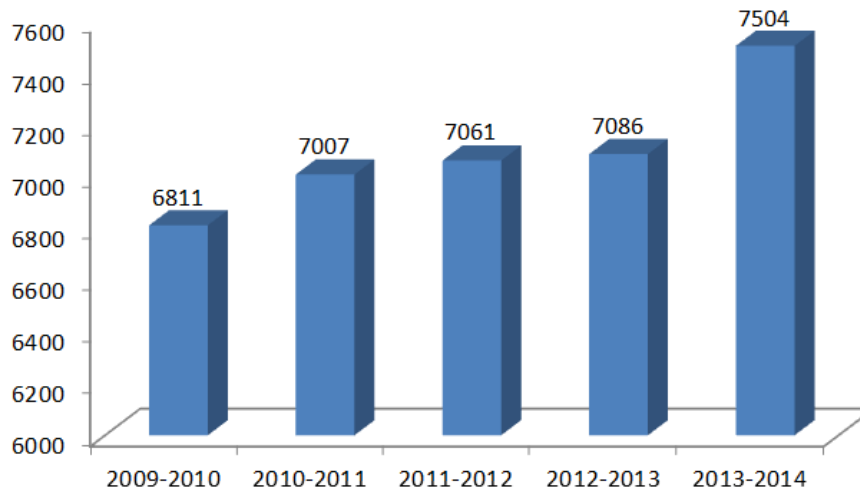


Survey Response Rate

GVSU College	Graduates	Responses	Response Rate
Brooks College of Interdisciplinary Studies (BCOIS)	113	51	45.13%
College of Community & Public Service (CCPS)	759	378	49.80%
College of Liberal Arts & Sciences (CLAS)	2352	1037	44.09%
College of Health Professions (CHP)	461	188	40.71%
College of Education (COE)	582	212	36.43%
Kirkhof College of Nursing (KCON)	131	41	31.30%
Padnos College of Engineering and Computing (PCEC)	220	121	55.00%
Seidman College of Business (SCOB)	784	424	54.08%
University Total	5144	2328	45.26%

2013-2014 Post-graduation Employment Report

Student Enrollment in Experiential Education Programs



(Experiential Learning Includes: Internships, Practicums, Clinicals, Student Teaching, Co-ops, and Field Experiences)

Internship Achievements

- Awarded \$28,300 in grants to 11 departments (Adult and Continuing Studies-Traverse City, Chemistry, Environmental Studies, Finance, Integrative Learning and Advising, Management, Movement Science, Professional Science Masters, Public Administration, Public Health, and School of Social Work). As a result of this funding, 105 new employer relationships were built; 131 employer partnerships were strengthened; 168 employers participated in events sponsored by Internship Mini-Grants; and 219 internships were generated (both directly and indirectly).
- Held annual Internship Recognition Luncheon thanking campus, community, and employer partners for their work in enhancing internship initiatives. This year 99 students were nominated for Outstanding Intern of the Year, and 35 internship supervisors nominated for Outstanding Internship Supervisor of the Year! In addition, two employers received the Outstanding Internship Employer of the Year Award—Meijer and GoodTemps; and Ruth Stevens, faculty member from Legal Studies, received the Outstanding Internship Advocate of the Year award.
- Financially assisted 30 students completing unpaid internships through the Career Center Internship Award, totaling \$15,000
- Worked with Institutional Marketing to create an upgraded internship management system, IMS 2. This online system allows academic departments to track and better evaluate credit-bearing internship experiences.

2013-2014 Post-graduation Employment Report

Career Center

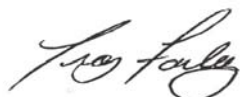
Overview of Services

Grand Valley Career Center offers a broad range of services to assist students and alumni, including individual job search assistance, networking strategies, cover letter and resume writing, simulated interviewing, career fairs, web-based job listings and resume postings, on-campus recruiting, career contact bank, and much more. For more information about our services, please visit our Website at www.gvsu.edu/careers.

The mission of the Career Center staff is to empower students and alumni to attain career goals in support of a comprehensive and integrated liberal education.

Please feel free to contact our office if you have any questions regarding our services or this report.

Sincerely,



Troy Farley
Career Center Director