



## Verifying / Updating / Editing 'My Account'

1. Go to <http://www.gvsu.edu/notifications>
2. Enter you network ID and password.
3. Mobile phones, voice only line phones and e-mail that have been added can be edited by clicking on this icon 
4. Mobile phones, voice only line phones and e-mail that have been added can be deleted by clicking on this icon 
5. The registration email account on file is your GVSU e-mail account. It cannot be changed or deleted and is maintained by GVSU.


My Account

Groups


Melissa

test@gvsu.edu

Grand Valley State University manages this information for you. Contact Grand Valley State University if corrections are required.


 Password

Grand Valley State University manages this information for you. Contact Grand Valley State University if corrections are required.


 Mobile Phones


+ Add


(1) 616-555-1234

Confirmed 

Test








 Voice Only Line Contacts

+ Add

(1) 616-555-1235





 Email

+ Add

Registration email:

test@gvsu.edu

Test

Preferred email (1):

test@gmail.com

Test

