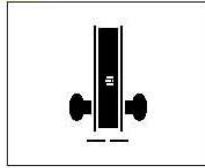


SCHLAGE ANSI

L9010

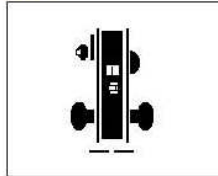
F01



Passage Latch

Latchbolt retracted by knob/lever from either side at all times. Inside lever is always free for immediate egress.

L9056

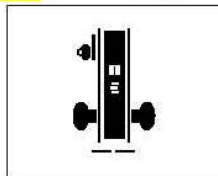


L9050 With Automatic Unlocking

Latchbolt retracted by knob/lever from either side unless outside is made inoperative by key outside or by rotating inside thumbturn. Outside knob/lever unlocked by key outside, thumbturn, or closing door. Rotating inside knob/lever simultaneously retracts latchbolt and unlocks outside knob/lever. Auxiliary latch deadlocks latchbolt when door is closed. Inside lever is always free for immediate egress. (Previously XL11-776)

L9070

F05



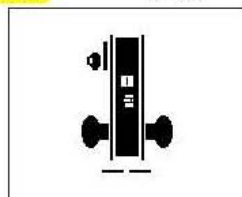
Classroom Lock

Latchbolt retracted by knob/lever from either side unless outside is locked by key. Unlocked from outside by key. Inside knob/lever always free for immediate exit. Auxiliary latch deadlocks latchbolt when door is closed. Inside lever is always free for immediate egress.

SCHLAGE ANSI

L9080

F07



Storeroom Lock

Latchbolt retracted by key outside or by knob/lever inside. Outside knob/lever always inoperative. Auxiliary latch deadlocks latchbolt when door is closed. Inside lever is always free for immediate egress.

SCHLAGE L-SERIES HARDWARE

APPENDIX B

HARDWARE ILLUSTRATION # 010